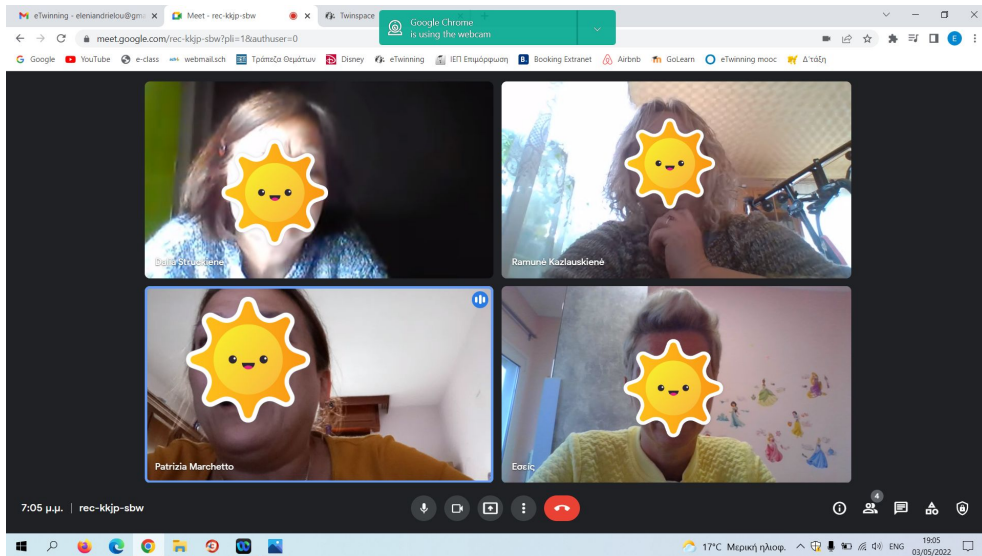


MATHS AROUND US

eTwinning experience

... from an idea shared with teachers from other countries ...



Membrì del progetto (6)



Anush Torosyan

Vanadzor N19 primary school, Vanadzor, Armenia

Design e Tecnologia, Informatica / TIC, Matematica / Geometria, Tecnologia



Dalia Struckliene

Alytaus Žukijai mokykla, Alytus, Lithuania

Lingue Straniere



Eleni Andrieliou (Fondatore)

Γυμνάσιο Α.Γ. Ζηφεινίων, Χαλκιδάκι, Greece

Astronomia, Design e Tecnologia, Economia, Informatica / TIC, Interdisciplinare, Lingue Straniere, Matematica / Geometria, Tecnologia



Patrizia Marchetto (Fondatore)

ICS "G. Marconi" di Castelfranco Emilia, Castelfranco Emilia (Mo), Italia

Matematica / Geometria, Scienze Naturali



Ramunė Kazlauskienė

Alytaus Žukijai mokykla, Alytus, Lithuania

Informatica / TIC, Matematica / Geometria



Sandra Reami

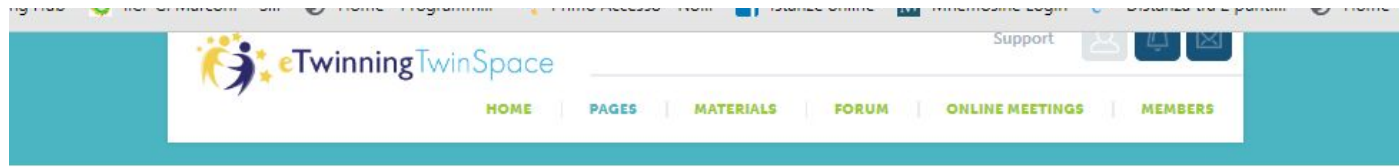
ICS "G. Marconi" di Castelfranco Emilia, Castelfranco Emilia (Mo), Italia

Arte, Geografia, Informatica / TIC, Interdisciplinare, Lingue Straniere, Scienze Naturali, Storia

... thanks to the participation of the pupils of each teacher ...



... to the realization of common initiatives ...



Pages

- > 1 - Project Partners
 - └ Project Steps
- 2 - Ice Breaking Activities
 - └ ITALY
 - └ GREECE
 - └ LITHUANIA
- 3- Pi day
 - └ Pi facts
- 4 - Students Live meeting
 - └ [Draft] Pictures of the live meeting
- 5- Miscellaneous

+

Archive

+ Create a page

1 - Project Partners



... such as finding flat geometric figures in the monuments of each nation ...

Pages

- 1 - Project Partners
 - L Project Steps
- > 2 - Ice Breaking Activities
 - L ITALY
 - L GREECE
 - L LITHUANIA
- 3 - Pi day
 - L Pi facts
- 4 - Students Live meeting
 - L [Draft] Picturas of the live meeting
- 5 - Miscellaneous

+

Archive

🕒 Create a page

2 - Ice Breaking Activities

Sandra Reami is currently editing this page.
You may view all content, but you cannot edit it until the page is saved.

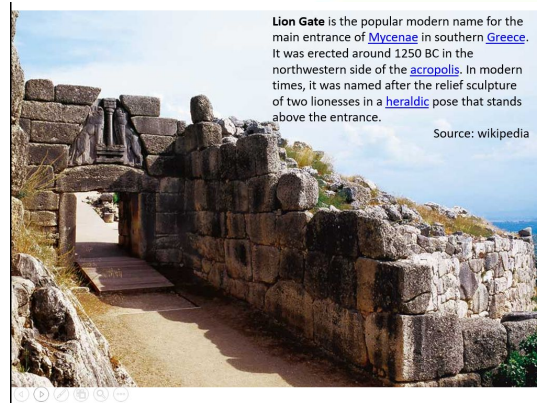
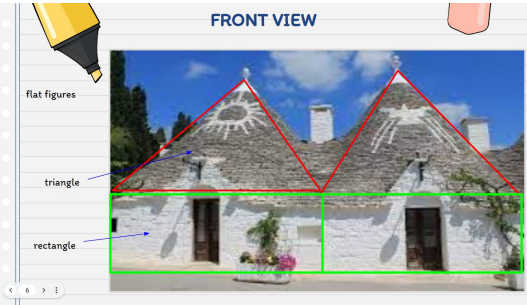
ICE BREAKING ACTIVITIES

The following ice-breaking activities are meant to connect partners and help them getting to know each other, discover new cultures and new new ways to approach Maths.

In the following pages, partners choose their favourite and most representative national monuments and illustrate them through the geometrical figures that best represent them.

Here some examples.


Do you know any of these monuments?



Lion Gate is the popular modern name for the main entrance of [Mycenae](#) in southern [Greece](#). It was erected around 1250 BC in the northwestern side of the [acropolis](#). In modern times, it was named after the relief sculpture of two lionesses in a [heraldic](#) pose that stands above the entrance.

Source: wikipedia

Gediminas Castle Tower (Vilnius)



... or to tell each nation through numbers ...

Italy in general

Giulia D, Marwa A, Michele P, and Manuel A.



The territory of Italy is mainly **hilly 41,6%**, **mountainous 35,1** and **flat 23,2**

Italy is a peninsula that extends for an **area of 302.073 Km2**, and is bathed by the sea on **3 sides**

In Italy there are **2 big islands**: Sicily and Sardinia



Pages

- 1 - Project Partners
 - Project Steps
- 2 - Ice Breaking Activities
 - ITALY
 - GREECE
 - LITHUANIA
- 3- Pi day
 - Pi facts
- 4 - Students Live meeting
 - [Draft] Pictures of the live meeting
- 5- Miscellaneous

Archive

Create a page

4 - Students Live meeting

This page is devoted to our live meeting on 19/5/22. Let's discuss about maths when describing our countries and cultures!

Add item

- Information of mathematical interest about our school and Greece. This is the project that we presented today.
- Alytus Dzūkija School, LT
- Alytus, LT
- Lithuania

Did you like this eTwinning project?

Yes! Let's do it again!

No, I prefer sleeping...

Vote View result

ITALIAN numbers.pdf

Discuss

"What emotions or queries have the presentations triggered? Let's ask each other!"

Go to discussion

... and, thanks to meet, to see each other and talk about it together ...



Fantastic
experience!

Thanks to this project, the students and teachers got involved, they used different strategies, they confronted themselves with new experiences and new workmates using a community language.

Thanks for your attention!

