

PPT#5: Mimicking the Masters


by Nasima Akther Computer # 1

Class AJS11-02 Table # 1

Due:5/17/2019



<https://photos.app.goo.gl/uSAo1DmQ3RWtVHNq7>



Early to 1950s (black and white): Aaron Siskind

Biography:

- Aaron Siskind was born on December 4, 1903, New York. In 1926, he graduated from City College of New York and became an English teacher.
- In 1930, became interested in photography and this is where his journey towards photography started.
- In 1933 he joined the Film and Photo League in New York, a group of documentary photographers devoted to improving social conditions in contemporary society through their pictures. While being involved with the organization, he was able to make his most successful and well-known documentary photographs.
- In 1941, he had a falling out with the organization because his work assumed a new, more abstract focus. He left the organization and found support among painters who appreciated his style of art that aligned with theirs.
- Siskind's work became widely exhibited and he won many awards. His work became a major force in the abstract expressionist movement.

Genre: **Abstractionism**

Vintage 1930's Camera Vitaflex Display Camera TLR
Film Camera GERMANY



Aaron Siskind

Identify the subject? Which art element does it convey?

The subject is the string. The art element it conveys is **lines**.

2. How is it lit? what type of light do you see? hard, soft, transmitted or reflected light

Judging from the dark shadows, the picture was taken on a sunny day, outside. So, there is **hard light**.

3. Where is the subject placed in the picture? What composition do you see?


The subject is placed in the middle. The composition I see is **Background**.

4. How would you set the camera up for a similar shot?

ISO 100, f/ 22, 500sec, 55mm

5. What is the message you get from looking at the picture?

This picture conveys a sense of abstractness.



<https://www.ideelart.com/magazine/aaron-siskind>



samsung SM-G920F
f/1.9 1/20 4.3mm ISO1000

1950 to 2000 (black and white or early color photography): **Robert Richfield**

- Born in Ohio, Richfield took interest in photography as a teeneager.
- He attended the Rhode Island School of Design.
- During his studies, he was profoundly influenced by Harry Callahan and Aaron Siskind.
- He was stifled by the confines of single-panel imagery, so he implemented his distinctive multi-panel format to his photography. By paneling works, he was able to isolate areas of the photographs, and infuse the simple graphic imagery with intricacy.
- Genre: Panorama (a picture or photograph containing a wide view.)
- 4 x 5 view camera





http://www.robert-richfield.com/images.php?cat=garden&img=topiarygarden_97

Robert Richfield

1. Identify the subject. Which art element does it convey?

The subjects are all the topiary plants. The art element it conveys is **Shapes/form**.



Capture dda.PNG

434 x 178 200.1 KB

2. How is it lit? what type of light do you see?
hard, soft, transmitted or reflected light

All the plants are outside, exposed to the sunlight. I see **hard light**.

3. Where is the subject placed in the picture?
what composition do you see?

The subjects are distributed all throughout the panels. The composition I see is **yellow**.

4. How would you set the camera up for a similar shot?

ISO 400, f/22, 500sec, 35mm

5. What is the message you get from looking at the picture?

I get a sense of beauty and intimacy in nature from these plants.

2000 to now (Digital Photographers): Annie Leibovitz

Biography:

- Annie Leibovitz was born in October 2, 1949 in Waterbury, Connecticut.
- She is best known for her engaging portraits—particularly of celebrities—which often feature subjects in intimate settings and poses.
- Graduated from the San Francisco Art Institute intending to become a painter
- After taking a night class in photography, however, she quickly became engrossed in this subject
- While still a student, she was given her first commercial assignment for Rolling Stone magazine: to photograph John Lennon. Three years later Leibovitz became the publication's chief photographer,
- In 1975 she documented the Rolling Stones' six-month North American concert tour
- During her most famous work from this period is a portrait of Lennon, a singer and songwriter
- In the picture, shot mere hours before Lennon's assassination,
- She used a Mamiya RZ67 in the 80/90's. Now she uses a Canon Mark II or III and Hasselblad with digital backs.

Genre: Portrait



Annie Leibovitz

Identify the subject? Which art element does it convey?
The subject is the woman. The art element this picture conveys is **value**.

2. How is it lit? what type of light do you see? hard, soft, transmitted or reflected light


This picture was taken in a studio with lighting crops. So, there is **hard** light.

3. Where is the subject placed in the picture? what composition do you see?

The subject is leaning towards the right. The composition I see is **background**.

4. How would you set the camera up for a similar shot?
ISO 800, f/18, 500sec, 35mm

5. What is the message you get from looking at the picture?
This picture of Angelina Jolie one of the pictures in the popular series of photographs: 'WOMEN'. This series is supposed to reflect the changes in the roles of women today and what they are now – different, varied, heroic, forlorn, conventional, unconventional, etc.



<https://www.pinterest.com/pin/545991154803134870>

samsung SM-G920F
f/1.9 1/10 4.3mm ISO400

Conclusion:

What did you learn? What was easy or difficult when you mimicked the master's pictures? Which one was your favorite?

I learned about different photographers and their styles (ex: panoramas, abstractionism). My favorite was Robert Richfield because I found it interesting on how he took pictures of certain things and put all the panels together to create a picture with a wider view. While I was mimicking the master's pictures, it was difficult to get the same lighting for all the panels.

