

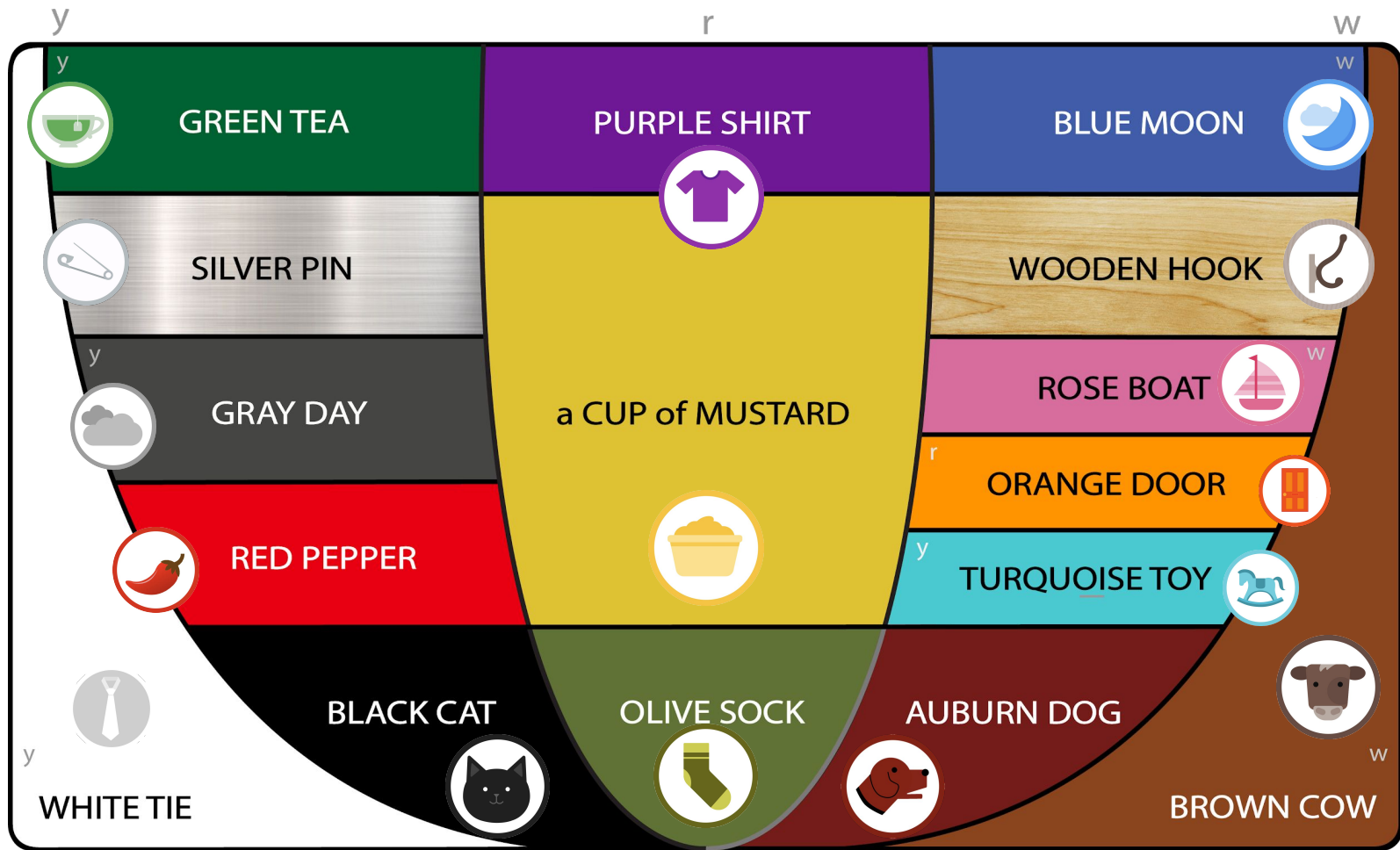


Week 2 Live Coaching Session
Pronunciation Check-in

Pronunciation Check in

Plan of the Day

- Check students' comprehension of the CV chart and the Open Hand.
- Check students' ability to identify the number of syllables, the stressed syllable and its CV.
- Introduce Dialogue Practice content.
- Assign the homework for the following week.



The Color Vowel® Chart, 5th Edition © 2019. All rights reserved by ELTS.
Used with permission under Commercial License #2101GA.

What color is your name?

Example:

Hi, my name is Sophie .



ROSE BOAT Sophie.



What's your name?



treatment

brochure

appointment

read

waiver

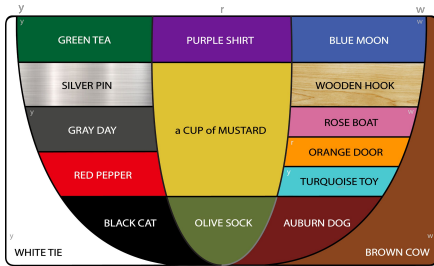
book

sign

availability

The Three Questions


1. How many syllables?
2. Where is the stress?
3. What Color is it?





















Introduction to Dialogue Practice



Pre-lesson Homework Part 1



Play the audio. Then, say each word out loud. Use your Open Hand on the stressed vowel sounds. Practice 3 times every day.

				
<u>t</u> reatment 	ap <u>p</u> ointment 	broch <u>u</u> re 	wa <u>i</u> ver 	availab <u>i</u> lity 
				
<u>l</u> ook at 	sign 	<u>b</u> ook 	read 	

Pre-lesson homework Part 2

Play the audio and listen to the dialogue 3 times every day. Each day, choose a word from the dialogue, and put it in your CVO.

