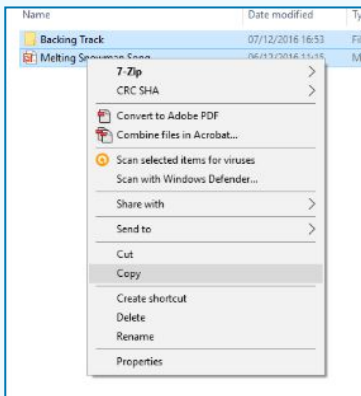
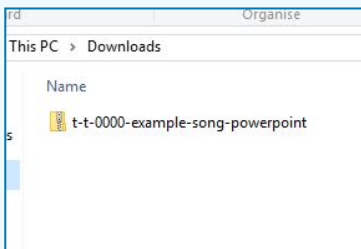
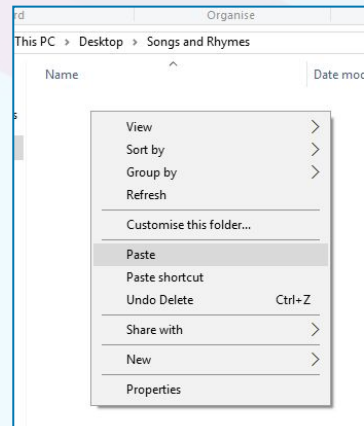


# Guidance for Video/Audio in PowerPoints

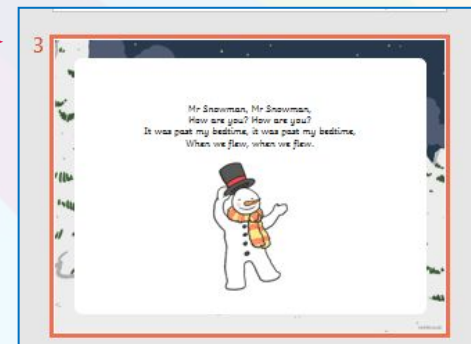
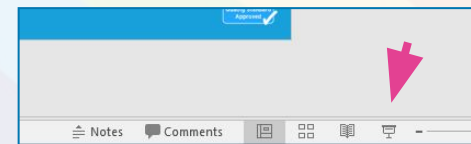
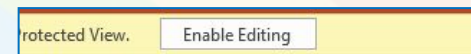
1. Open the folder and copy all the files.



2. Paste the copied files into a new folder.



3. Open the PowerPoint file, enable editing and enter presentation mode (start the slide show). Go to slide 3 and the backing track will start automatically.



Please note the embedded audio may not be compatible with early versions of PowerPoint.

You may wish to delete this slide before beginning the presentation.

# Mixing Colours

(Sing to the tune of 'The Wheels on the Bus'.)



Mixing colours red and blue,  
Red and blue, red and blue.  
Mixing colours red and blue,  
Purple is made.




Mixing blue with yellow now,

Yellow now, yellow now.

Mixing blue with yellow now,

Green is there, wow!



Mixing yellow now with red,  
Now with red, now with red.  
Mixing yellow now with red,  
Orange, orange, orange.

