

Connecting Virtually Online Through D2L





Welcome

You are
rocking this
remote
learning
thing!

Overview and Goals

- Discuss what virtual meetings might look like with your students.
- Discuss important norms to establish for these meetings.
- Share pros and cautions for each of the approved platforms.



Goal: To help you find the platform and use that works best for you and your students!

Your Choices Are...



**Virtual
Classroom**



**Microsoft
Teams**



**Google
Meet**

**What will
your virtual
meetings**

01. look like?




Asynchronous



- greetings
- explanations
- mini-lessons

OR

Synchronous



- check-ins
- differentiation
- community circle



THINGS TO CONSIDER

- What is the purpose of meeting online?
- What will a student miss if they cannot attend?
- How will the timing of these meetings impact the family?
- What measures are you taking to protect yourself and your students?

- Practice with other educators before you launch.
- Try small group first with your students.
- Announce virtual meetings as a trial to see how they go.
- Create clear posts with how to access the virtual meeting and make your intentions clear.
- Remember that connecting with students is your goal.

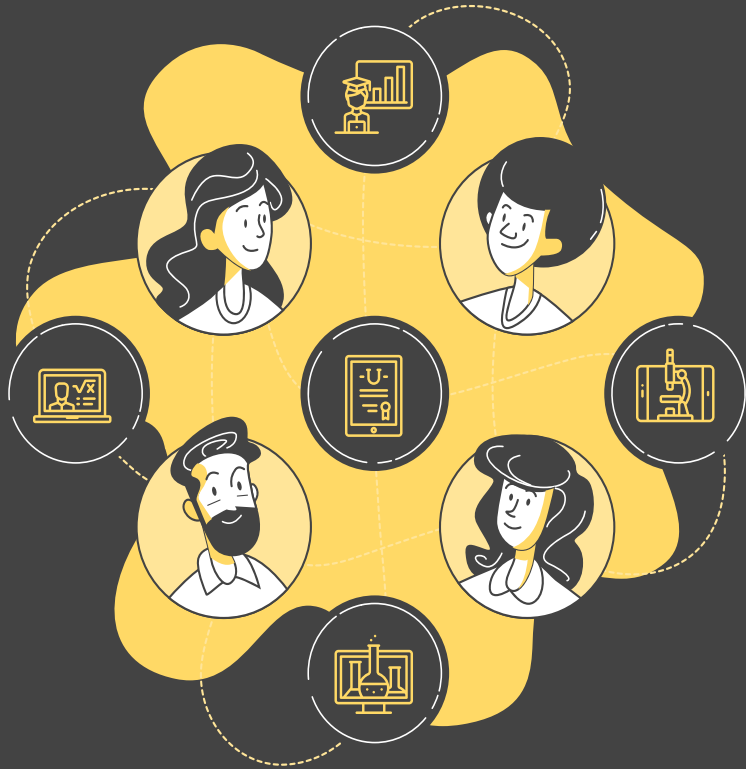


GETTING STARTING

**Important
norms to
establish for
02. meetings!**



VIRTUAL MEETING NORMS WITH STUDENTS



- Only attend meeting with teacher present
- Start with camera and microphones off
- Keep Chat appropriate and kind.
- Let's parent/guardian know you are in a chat

Student tips for successful **VIDEO CALLS**



**NICE
INFOGRAPHIC
TO POST FOR
STUDENTS
WHO ARE NEW
TO VIRTUAL
MEETINGS**

1



Check in with your teacher. Gather your materials.

2



Be on time. Check in thru the chat when you arrive.

3



Stay engaged (nod or thumbs up) if others are talking.

4



Mute your mic if you're not speaking.

5



Use the chat or raise hand to share ?s/ideas.

6



Wait for teacher to call on you or unmute your mic.

7



Take notes in a doc or on paper for reference.

8



If using video, look at the camera, not the screen.

01. Which platform works best for you and your students?



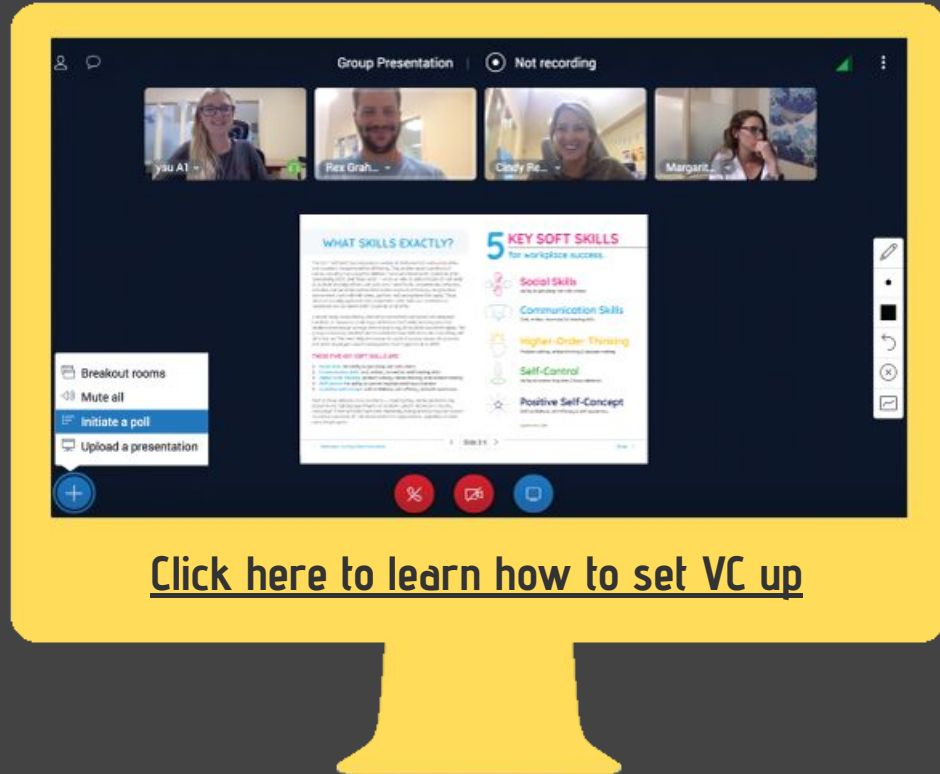
PROS

CAUTIONS



Virtual Classroom

by Bongo



[Click here to learn how to set VC up](#)

- direct set up in D2L
- built in whiteboard
- quick polling tool
- controlled meeting times
- ⚠ issues with some Chromebooks and on iPads

Important

Virtual Classroom Features

MESSAGES

Public Chat

USERS (2)

Rob Dunlop (You)

Reid Dunlop

- Chat
- Unmute user
- Make Presenter
- Remove user
- Promote to moderator

Tutorials/Tutoriales/An

Swap

Share Camera

bongo™
by YOUSEEU

- Mute all
- Initiate a poll
- Upload a presentation

- Settings
- About
- End meeting
- Leave

Microsoft Teams



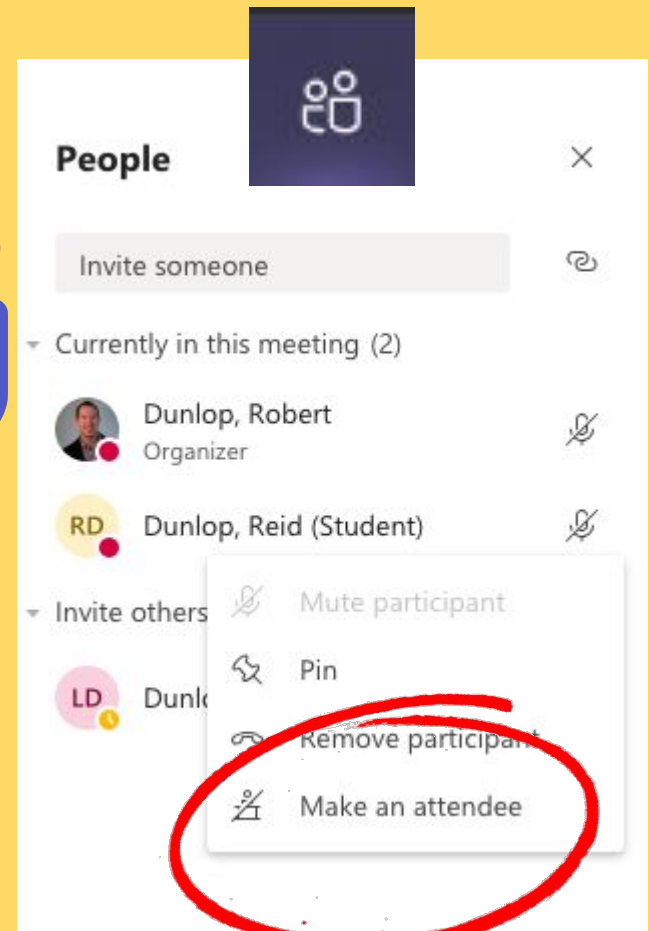
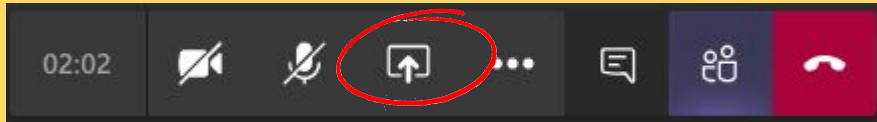
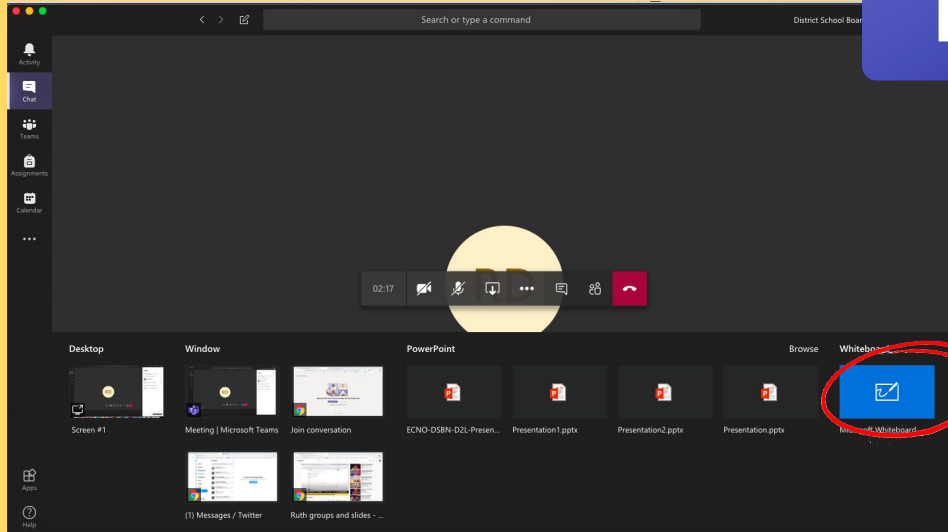
- direct set up in D2L
- previous experience
- works on all devices
- built in whiteboard
- need students to enter as guest for more control over meeting



students can enter once link is posted if logged into teams

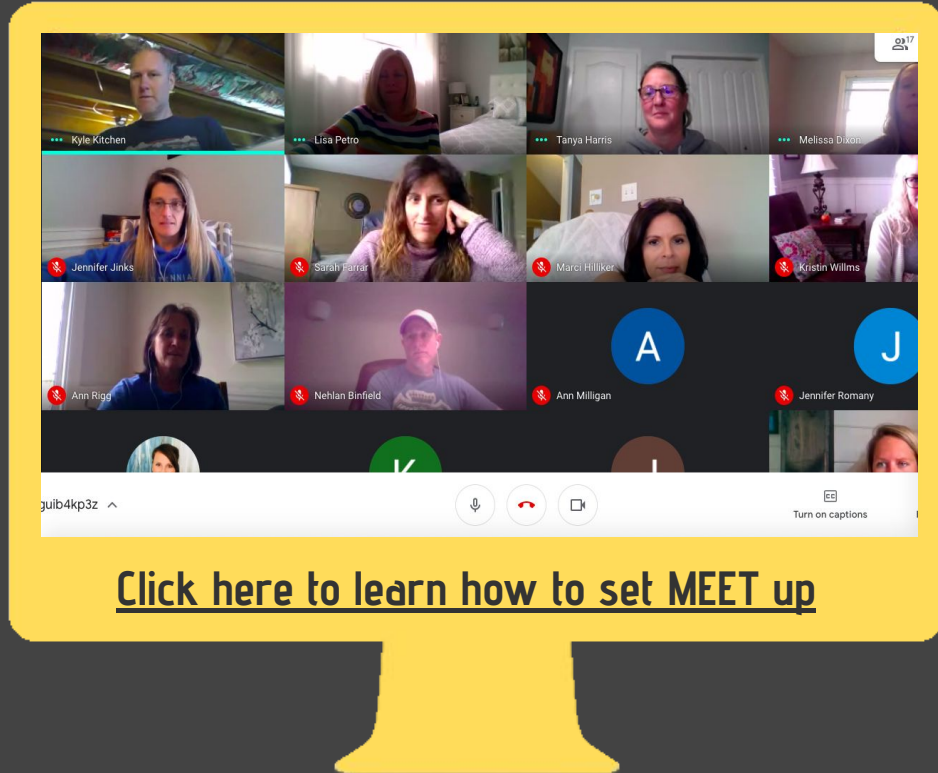
Important

Microsoft Teams Features



Logging in to Meet as a Student

Google Meet

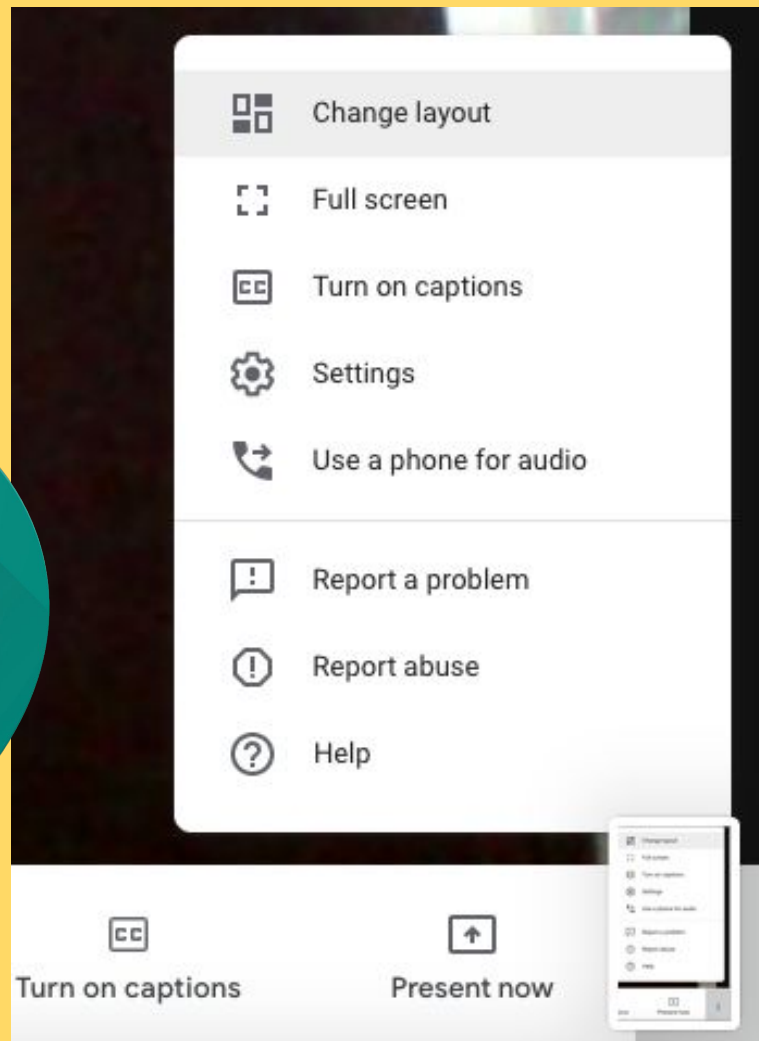

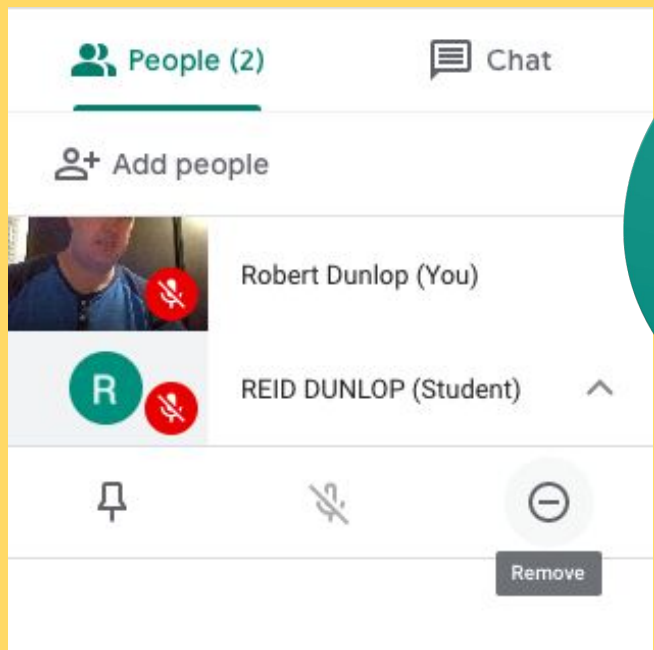


[Click here to learn how to set MEET up](#)

- set up outside of D2L
- connect via nickname
- controlled meeting times
- 16 person grid view
- students unable to access meeting without teacher at any time
- ⚠ must remove students and end session

Important

Google Meet Features





IT4 Learning Tutorial Database

[Click Here](#)

Thank You!

Keep on rockin' it!

