

# Green Screen Magic

Lissa Blake @D60HolmesTech

# What is “green screen” technology?

© Chroma Key Technology



# What is Green Screening




Green screening is a technique where a foreground image with its background removed is superimposed over another image that serves as the new background for the foreground image.

# What do I need to make this work?

## Green Screen


- ◎ Green Sheet, Tablecloth
- ◎ Painted Wall, bulletin board, smart board, piece of wood
- ◎ Pizza Box, Cardboard box



Mrs. Blake @D60HolmesTech

11/3/14

SO pumped!! Thanks Frank!! We have our own Green Screen wall!! Let the movie making begin!! #D60Learns



# The Green Screen



- Backdrop must be smooth and evenly colored - solid green or blue
- Backdrop can be cloth, plastic, paint, poster board
- I bought mine from [BelgerPhotography.com](http://BelgerPhotography.com)

# Classroom Integration Examples



# Classroom Integration Examples




# Classroom Integration Examples


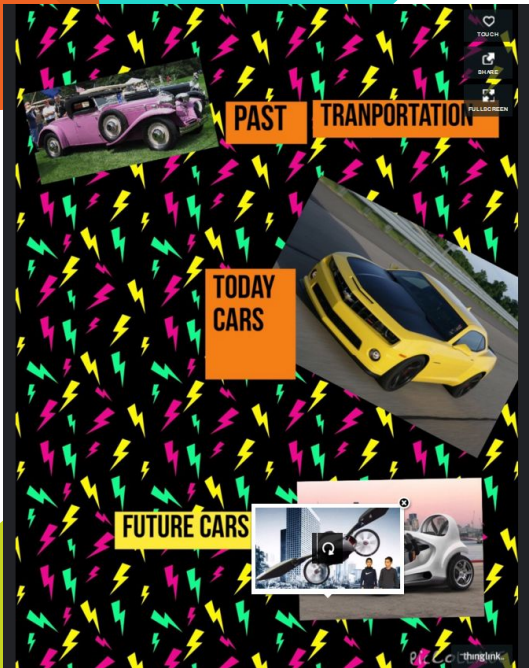




# Classroom Integration Examples



# Classroom Integration Examples



# Classroom Integration Examples



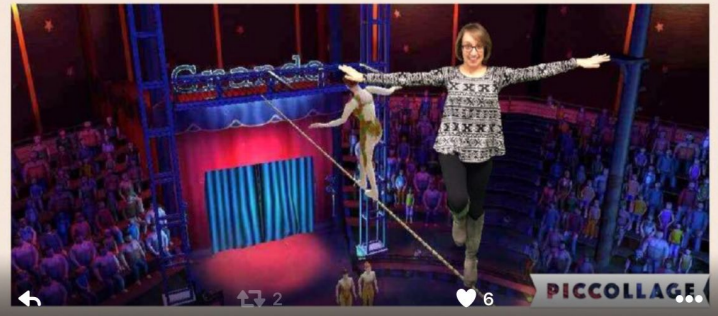
# Classroom Integration Examples



# Classroom Integration Examples



WE TEACH KINDERGARTEN! WHAT'S YOUR SUPERPOWER?



# Classroom Integration Examples



# Classroom Integration Examples



# Classroom Integration Examples





# Classroom Integration Examples

How fun to be in your favorite story, Alice in Wonderland!  
Great creative ideas 2nd Ss! #d60learns  
@D60Maslowski




# Classroom Integration Examples



# Classroom Integration Examples

**ADDING 3 AND 4  
TWO- DIGIT NUMBERS!** 🙌

# Classroom Integration Examples



# Classroom Integration Examples



# Classroom Integration Examples



What did you do  
over spring break?  
Blogging with  
buddies in Hong  
Kong and England!

[Spring Break](#)

## Green Screen by

By DK Pictures, Inc.

Open iTunes to buy and d



[View in iTunes](#)

+ This app is designed for both iPhone and iPad

**\$2.99**

Category: Education

Updated: Apr 04, 2016

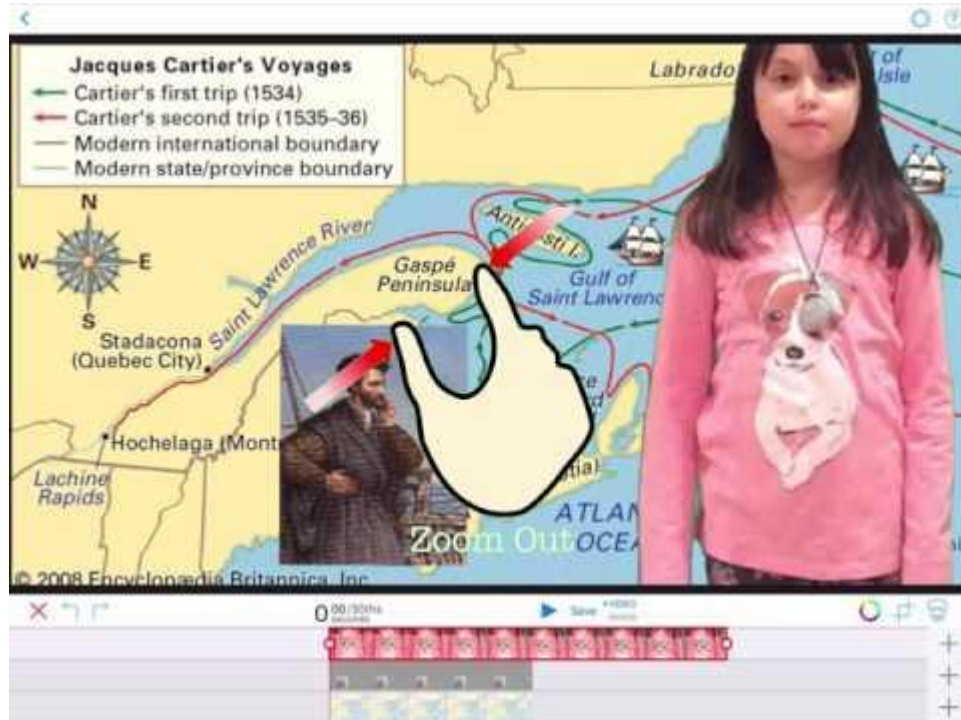
Version: 2.2

Size: 24.4 MB

## HOW TO FILM USING DO INK APP



# HOW TO USE ALL 3 LAYERS in the DO INK APP





# Things to Consider:

- ◎ Texture and Wrinkles = shadows
- ◎ Better Lighting
- ◎ Cropping Tool
- ◎ Color Circle
- ◎ Lock the filming down-stand on a base!
- ◎ Think about the Floor
- ◎ Students wearing green, shades of blue/green, yellow, etc.





**THANK YOU FOR  
COMING!**

Follow me  
[@D60HolmesTech](https://twitter.com/D60HolmesTech)