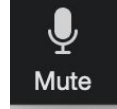
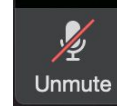


Megan
Sally
Kirsten

Badra
Birhane
Eliza
Fadumo
Galina
Gidey
Hee Joo
Heyam
Hong
Laura

Lemlem
Maria
Medhin
Nasteho
Rosa
Sandar
Shita
Siyum
Wei
Yodit
Zeyni

Hello, _____.



Can you hear me?



Can you see me?



Can you see the pictures?



Warmup

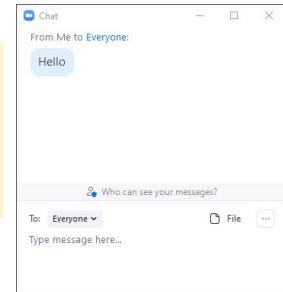
How much does it cost to rent this house?

- 2 bd, 1.5 ba
- 1,000 sq ft
- Air conditioning
- In N Seattle

Type in Zoom chat OR write on your whiteboard.



\$ _____
per month



Typing help

Touch \$ (4)

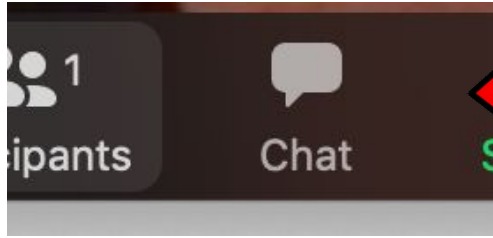
Hold
Shift

\$

Use two fingers

1. Hold shift
2. Touch \$ (4)


Typing help: How to send chat message



1. Click to start.



2. Type message.




3. Press enter to send message.

Zoom help video for Literacy Source Chromebooks





Today's plan ...

1. Zoom Chat Warmup 
2. Review long vowel sounds
3. Prepare for final projects
4. Prepare for homework

Breakout Rooms - 15 minutes

Review Long Vowels



1. Practice pronouncing the long vowel words.
2. Review the different spelling patterns.
3. Put the words in the group with the same sound.
4. Megan, Kirsten, and Sally will lead small groups.

Review Long I, Long O, Long U

know show tired throw below news mice pipes clue decide cute due true
boat while like blue bright tonight fight new coat write moan rice time
high sight light right nice



Click [HERE](#).

Movement break! Come back at 6:50 pm



Unmute



Start Video

Final Project

Winter quarter is almost over!

We will start working on our final projects **this week**.
We will see some examples.

We will present our final projects to the class **next week**.

The final project is **writing and speaking**.

You will tell us how to **prepare** for something.

You can add pictures, too!



Final Project

What are some things we talked about **preparing** for this quarter?



Final Project

What are some other things you can prepare for?



Final Project

What are some other things you can prepare for?



Breakout Rooms: Writing for Final Project

Final Project Preparing for something



This quarter, we talked about preparing for something. We talked about preparing to talk to a landlord, preparing to move, preparing for a doctor's appointment, and preparing for a new family member.

Choose something you know how to prepare for. Then, write sentences to answer the questions. You will share your writing in a presentation for the class during the last week of the quarter.

Preparing for _____

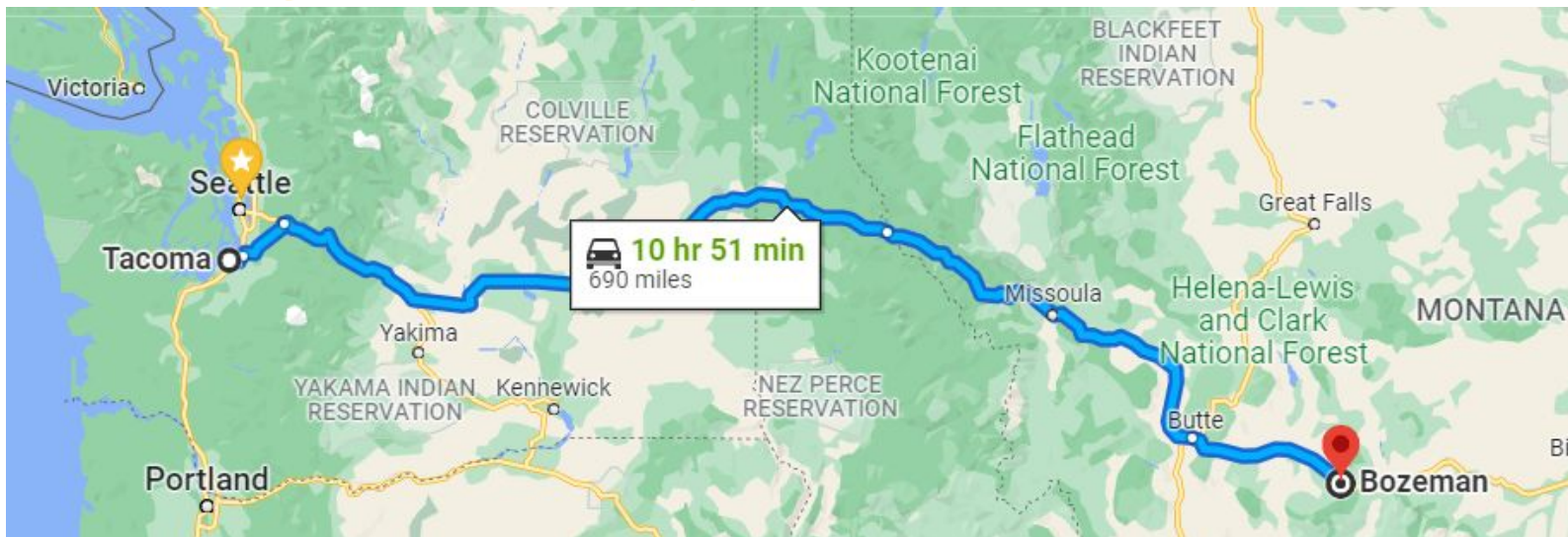
1. Take out this paper! **Page 13.**
2. You will decide your topic for your final project.
3. Talk and write your ideas about how to prepare for something.
4. Your teachers will help you! You will have time to think and write together.

My topic: Preparing for _____.



Something else?

Final Project Example



Final Project Example

Preparing for A road trip to Montana

1. What should you **do** to prepare?

I should make a plan.

I should take my car to the mechanic for a
checkup.

2. What should you **buy** to prepare?
I should make a good Spotify playlist.

I should buy a lot of snacks.

I should buy a phone charger for my car.

I should buy a road map.

Final Project Example

3. Are there any problems that could happen while you are preparing?

I could find out there's a problem with my car.

The store could be sold out of the good snacks.

I could find out I don't have enough money to go.

Presentation Sign Up



Final
Project

When do you want to talk about your writing?

Monday, 3/14		Wednesday, 3/16	
1.	2.	1.	2.
3.	4.	3.	4.
5.	6.	5.	6.
7.	8.	7.	8.
		9.	10.
9.	10.	11.	12.
		13.	14.

Homework

1. Go to Google Classroom.



2. Find **Homework Mar. 9: Final Project**

Look at the writing you did on paper in class today. You will answer the same questions on Google Classroom, but this time you will speak and record your answers!

3. Take a picture of your writing and text to Megan.