



Developer Skill Sprints

Fast Programming
TIPS, TRICKS & TECHNIQUES

Live online workshops



The New FireUI Multi-Device Designer

Jim McKeeth

jim.mckeeth@embarcadero.com

JimMcKeeth on G+, Twitter, FB, etc.

Download a free trial – NOW!
<http://embt.co/trialdownloads>

Thursday, 11th of September, 2014

This Skill Sprint Works with . . .

 Windows

 OS X

 Android

 iOS

 RAD Studio

 Appmethod

- Object Pascal
- C++

- RAD Studio XE7 DocWiki
 - <http://docwiki.embarcadero.com/RADStudio/XE7/en/>
- Appmethod 1.15 DocWiki
 - <http://docwiki.appmethod.com/appmethod/1.15/topics/en/>
- Appmethod supports the FireMonkey framework on all four platforms while RAD Studio, Delphi and C++Builder also support VCL on Windows. Contact sales with any questions!

How Skill Sprints Work. - Agenda

- 
- *READY*
 - Tips tricks & short URLs



- *SET*
 - 20 minutes, 1 topic

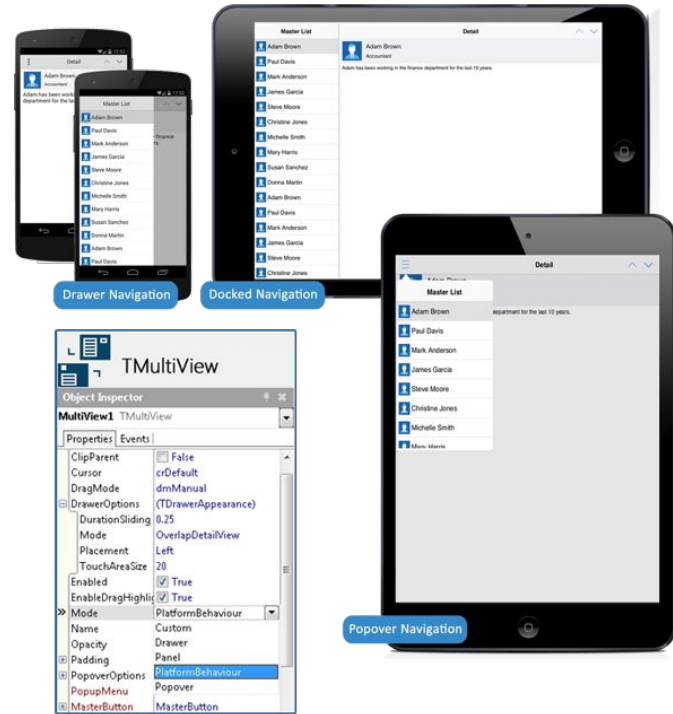


- *GO*
 - Demo and discussion
 - Live Q&A

Download a free trial – NOW!
<http://embt.co/trialdownloads>

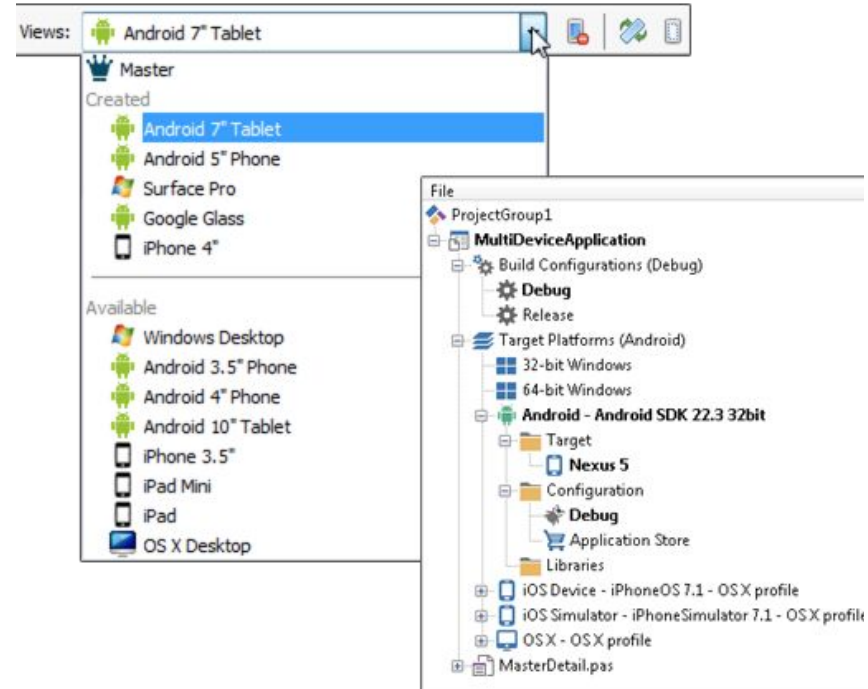
Part of FireUI

- Embarcadero's collection of technologies to create a shared User Interface across all devices and form factors
 - UI Form Designer
 - MultiView Components
 - Behavior Services



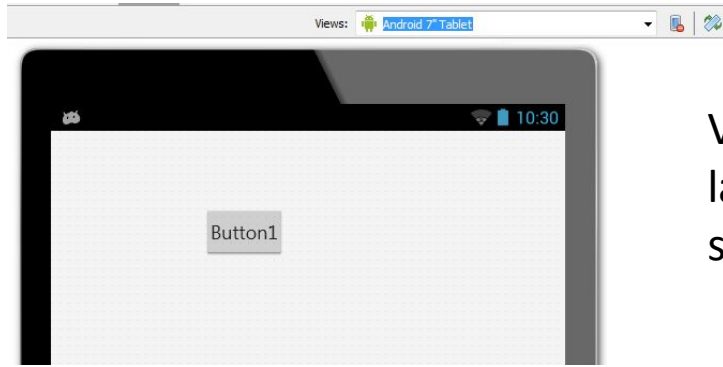
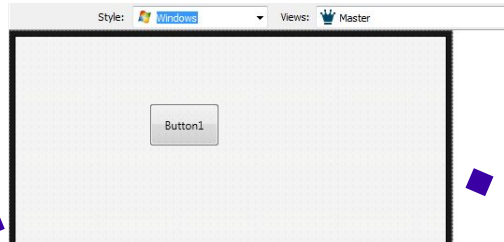
Multi-Device Designer

- Master View Design
- Create specific views if needed
 - Master View uses StreamInheritance to manage deltas
- One project and one form across all devices
 - Shared UI code and event handling

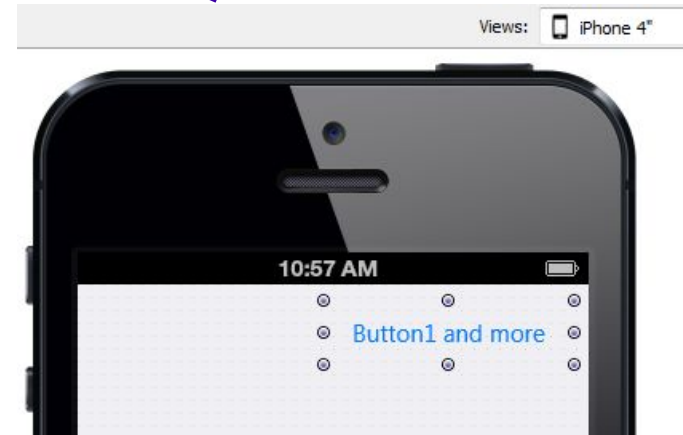


FireUI Multi Device Designer Architecture

Master has all components



Views can modify the layout, properties and styling



FireUI Multi Device Designer Technologies

- There is only one form class for all platforms
- Based on streaming differences
 - One FMX file for master, one FMX file per view
 - Compiler will selectively include only current platform resources

```
var
    Form5: TForm5;

20 implementation

    {$R *.fmx}
    {$R *.LgXhdpiPh.fmx ANDROID}
    {$R *.iPhone4in.fmx IOS}
```

Multi-Device Designer

DEMONSTRATION

FireUI - Multi Device Designer Details

- Develop your “master” form
- View and adjust or customize it for each device type
 - Changes on the master form are propagated to the other device views
 - Device specific views can be fine tuned independently
- Apply styles to each device view
- Only one “form class” across all of the form factors



Multi-Device Designer

Download a free trial – NOW!
<http://embt.co/trialdownloads>

- Check out the Guided Tour on the Welcome Page
- Form Designer
 - <http://embt.co/XE7FormDesigner>
 - http://docwiki.embarcadero.com/RADStudio/XE7/en/Form_Designer
- Using FireMoney Views
 - <http://embt.co/XE7FireMonkeyViews>
 - http://docwiki.embarcadero.com/RADStudio/XE7/en/Using_FireMonkey_Views
 - Adding Views to Your Multi-Device Project
 - http://docwiki.embarcadero.com/RADStudio/XE7/en/Adding_Views_to_Your_Multi-Device_Project
 - Adding a Customized View to the View Selector
 - http://docwiki.embarcadero.com/RADStudio/XE7/en/Adding_a_Customized_View_to_the_View_Selector

Next Time....



- New Android Features in XE7
- JAR Files, Splash Screen, Java2OP, Immersive & More
- With Jim McKeeth again!
- Tuesday, the 16th of September, 2014
 - 6AM San Francisco / 9AM New York / 2PM London / 3PM Milan
 - 11AM San Francisco / 2PM New York / 7PM London / 8PM Milan
 - 5PM San Francisco / Wed 9AM Tokyo / Wed 10AM Sydney

See the full schedule and replays - <http://embt.co/Sprints14>

Download your free trial now! - <http://embt.co/trialdownloads>



Developer Skill Sprints

Fast Programming
TIPS, TRICKS & TECHNIQUES

Live online workshops



Q & A



@EmbarcaderoTech

Download your free trial now!
<http://embt.co/trialdownloads>

