


Quickfire Challenges

EVERY GROUP PROJECT



IN SCHOOL YOU HAVE EVER DONE



TOP  CHEF



MasterChef

IRON CHEF
AMERICA
THE SERIES

Successful Quickfires

Impose time constraints

Give specific, yet vague directions

Embed tangible outcomes

Keep learning at core

How It Works

1. Put your students in groups
2. Number each group 1 to 10
3. Give them a topic
4. Give them criteria for the content
5. Give them the rules of challenge
6. Put them on the clock - Use a timer
7. Students present their work

Teacher Prep for Quickfire Challenge

- Decide on the content. What do you want them to do? Research? Summarize? Create? etc.
- **Instructions for students** - Something they can access and refer to during the process
- Create a **Google Slideshow** with ten blank slides and give editing rights to students. Link it somewhere so students can access it.

Starting the Quickfire Challenge

1. Go over the criteria and rules for the challenge.
2. Reveal the topics to the groups
3. Put them on the clock. (Google 15 or 20 minute timer and project it)
 - 15 minute timer

WHAT ARE 21ST CENTURY SKILLS? THESE 4 C'S:



Sharing thoughts,
questions, ideas &
solutions



Working together to
reach a goal. Putting
talent, expertise,
and smarts to work





Looking at problems in
a new way and linking
learning across
subjects & disciplines



Trying new approaches
to get things done equals
innovation & invention

- No Lecture - Students Create Content
- Loud, messy, intense = engagement
- Presenting skills
- A Living Document / Slideshow
- Can be modified, changed, etc.
- Accountability: Revision History



Things to Consider

- How familiar are your students with Google Apps?
- Who presents the information?
- What do the other students do during the presentations?
- What happens next?