

Comprehensible Output

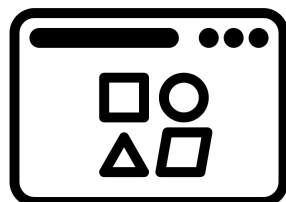
Discussion By Design

Generate
new
ideas


Say something



Affinity map




Carousel activity

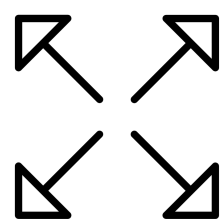


Connect
with
others'
ideas


Final word



Four corners




Give one, take one




Evaluate
evidence
and
explain or
argue


Accountable talk



Four "A"s



Socratic Seminars



Comprehensible Output

Opportunities are created for students to respond and interact in the target language accurately and appropriately within a specific context, and within a safe learning environment.

It's part of the second language acquisition process of, using language for meaningful and authentic communication.

Discussion By Design Checklist

- ☐ Arrange furniture and organize discussion space.
- ☐ Intentionally design the question or the prompt.
- ☐ Ensure students understand the process and the question or the prompt before they begin their discussion.
- ☐ Ensure that students think individually prior to the discussion.
- ☐ Every student has an opportunity to speak.
- ☐ Students look and talk to each other.
- ☐ Don't interrupt students during their discussion.