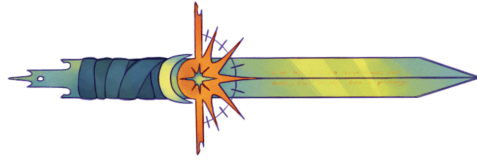


TEMPLATE

A guide on documenting your trinket



NAME OF YOUR TRINKET HERE

SYNOPSIS

[..]

THEMES

[..]


PHOTOGRAPH




VISUAL ANALYSIS

Characteristic → Execution
Characteristic → Execution
Characteristic → Execution

REFERENCE BOARD



CONCEPT ART



INSPECTABLE

[..]

VISUAL NARRATIVE

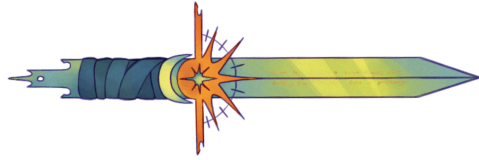
[..]

RESULT

[..]

EXAMPLE

A guide on documenting your trinket



PRIDE PATCH

SYNOPSIS

A handmade mini embroidered pride patch my roommate gave me (and a radical badge reproduced from an 80s cultural archive).

THEMES

Queerness, connection, acts of kindness and solidarity & found family.

PHOTOGRAPH



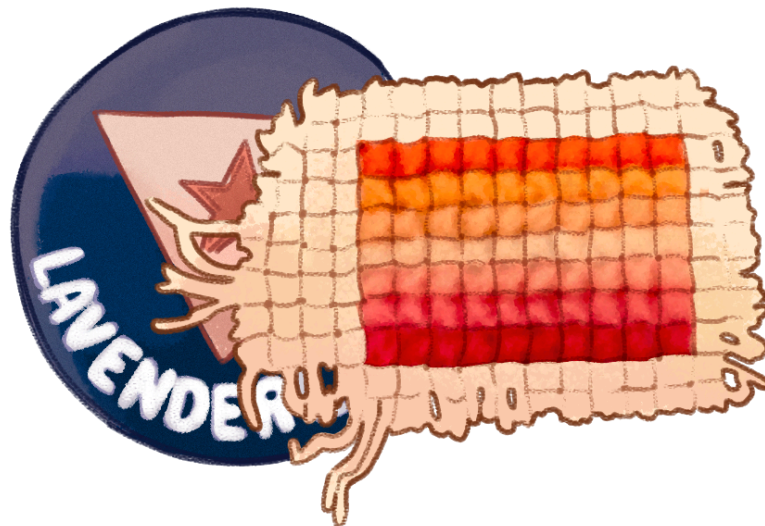
VISUAL ANALYSIS

- | | |
|------------------------|--|
| The embroidery fabric | → square pattern
→ linework showing the lines and holes of the pattern. |
| The embroidery | → colors & criss cross stitch texture
→ noisy brush to draw crosses or photo overlay. |
| The unravelled strands | → highlight them, use their silhouette. |
- Interaction = embroider stitch by stitch via clicking.

REFERENCE BOARD



CONCEPT ART



INSPECTABLE

[..]

VISUAL NARRATIVE

Illustrations of my goblin roommate barging in and gingerly handing it over to me.

RESULT

Image with clickable stitches.