



Kamoosta's
TWITCHCON SAN DIEGO 2025
TRAVEL GUIDE



TwitchCon's 10th Anniversary



OCTOBER 17 - 19, 2025



111 W HARBOR DRIVE
SAN DIEGO, CA 92101

Prepared by Kamoosta ([Kamoosta - Twitch](#) | [Kamoosta on Bluesky](#) | [Linktree](#)).

Disclaimers

No affiliation with Twitch, the San Diego Convention Center, or any of their partners, affiliates, or sponsors. Although effort is made to update this guide as information becomes available, it may not be up to date. Directly verify the information herein through the TwitchCon website, Twitch's social media, or other resources.

Contents

[Updates](#)

[QUICK FACTS](#)

[Badge Prices](#)

[Notices](#)

[TwitchCon](#)

[Ticket Prices](#)

[Add-ons](#)

[Minors \(under 18\)](#)

[Referral program](#)

[Schedule](#)

[Meet and Greet](#)

[Full Schedule](#)

[TwitchCon Mobile App](#)

[Health and Safety](#)

[For more information...](#)

[San Diego Convention Center](#)

[Google Map - Points of Interest](#)

[Pack List](#)

[Convention Tips](#)

[Budget](#)

[Flying into San Diego](#)

[Airlines serving SAN](#)

[Nonstop destinations to and from SAN](#)

[Rental Car Center](#)

[Driving to Downtown San Diego](#)

[From LA/OC](#)

[From the Inland Empire](#)

[Parking](#)

[① Convention Center Parking](#)

[② Hilton San Diego Bayfront Parking](#)

[③ Other Parking Sites](#)

[Trolley Station Parking](#)

[Hotels and Accommodation](#)

[Hotels Near The Convention Center](#)

[Parking at downtown hotels](#)

[Airbnb](#)

[Other Hotels](#)

[Hotel Circle](#)

[Other Resources - Hotels and Accommodation](#)

[Transportation](#)

[San Diego MTS \(Metropolitan Transit System\)](#)

[San Diego Trolley](#)

[Trolley Parking](#)

[Fares and Passes](#)

[PRONTO card](#)

[Contactless payment](#)

[Transit at SAN Airport](#)

[Vintage Trolley](#)

[Other SD MTS Resources](#)

[Schedules/Route Planning](#)

[Rideshares](#)

[Other Transit Resources](#)

[Food, Dining, and Bars](#)

[Tacos El Gordo](#)

[Phil's BBQ](#)

[Convoy District](#)

[The Shout! House](#)

Nearby Attractions

[Petco Park](#)

[Balboa Park](#)

[San Diego Zoo](#)

[Coronado Island](#)

[SeaWorld San Diego](#)

[USS Midway Museum](#)

[Old Town San Diego](#)

[La Jolla Cove](#)

Updates

August 13, 2025

- As of August 2, prices for all tickets have gone up +\$10. This guide has been updated to reflect that increase. Tickets are still currently on sale.

July 30, 2025

- The full TwitchCon schedule is posted and available on the TwitchCon website: <https://twitchcon.com/san-diego-2025/schedule/>. Note that the schedule is subject to and likely to change.

June 26, 2025

- TwitchCon San Diego tickets are now on sale! This guide has been updated to reflect the advertised pricing and other announcements.
- ~~A special limited time promo code is available for 10% off your TwitchCon ticket. Expires in less than 48 hours. Use promo code **TCSB10YR**.~~

September 25, 2024

- 2025 dates have already been announced. TwitchCon San Diego will take place October 17-19, 2025.
 - Much of the info here largely remains the same except:
 - [Reservations](#) for some hotels are already available through TwitchCon's hotel partner. Consider booking now before your travel plans are finalized, since no immediate deposits are being taken, and you can cancel for free until next year.
 - Updates regarding [contactless payments](#) on public transit.
-

QUICK FACTS

Average October High/Low

74/61 °F

24/16 °C

Average October Precipitation

0.5 in.

13 mm

Nearest Airport

**SAN DIEGO
INTERNATIONAL
AIRPORT (SAN)**

3.5 miles | 10-15 mins to downtown

Convention Dates

**FRI 17 - SUN 19
OCTOBER**

San Diego Convention Center

Schedule At-A-Glance

	Thursday	Friday	Saturday	Sunday
Badge Pickup	12p - 8p	9a - 7p	9a - 7p	9a - 3p
Partner Shop Night/ Partner Party	6p - 9p 6p - 9:30p	—	—	—
Expo Hall	—	10a - 7p	10a - 7p	10a - 6p
Loot Cave	—	10a - 7p	10a - 7p	10a - 6p
Block Party	—	—	7p - 10p	—

Badge Prices

3-DAY	\$249
1-DAY	\$159-169
BLOCK PARTY PASS	+\$125

[@Twitch](#)

[@TwitchCon](#)

[twitchcon.com](https://www.twitchcon.com)

Notices

If you plan on purchasing a ticket, please consider using my mod Rhodylin's referral link:

<https://www.ticketfairy.com/r/39179/2018289>

Each successful referral can earn her money back to make the trip more affordable.

TwitchCon

Ticket Prices

1 ticket per Twitch account. For shared channels, refer to the [FAQ](#).

3-Day

\$249

Friday	\$169
Saturday	\$169
Sunday	\$159

Add-ons

Block Party <i>Saturday night 7pm-10pm</i>	+\$125
--	--------

Minors (under 18)

All attendees under the age of 18 must be accompanied by their parent or guardian or by an adult authorized by their parent or guardian. A signed parent/guardian consent form is required to be admitted. Refer to the [official FAQ](#) for details.

Age	Day	Pricing
13-17	All weekend	Standard Available as an independently purchasable Minor ticket
6-12	Friday Saturday 3-day	+Standard Add-on to Adult ticket only
	<i>Sunday only</i>	+\$60 (Add-on) Special Sunday pricing

		Add-on to Adult ticket only
5 and under	All weekend	Free

Referral program

After you purchase your ticket, you will receive a personal referral link to share with friends, which can earn you money back if enough people use your referral link to purchase tickets.

- 3 referrals: 25% off
- 5 referrals: 50% off
- 10 referrals: 100% off

You will also receive an exclusive chat badge if you have a successful referral. For details about the referral program, refer to the [FAQ](#).

<https://twitchcon.com/san-diego-2025/tickets/>

Schedule

	Thursday	Friday	Saturday	Sunday
Badge Pickup	12pm - 8pm	9am - 7pm	9am - 7pm	9am - 3pm
Partner Shop Night Partner Party	6pm - 9pm 6pm - 9:30pm	—	—	—
Expo Hall	—	10am - 7pm	10am - 7pm	10am - 6pm
Loot Cave	—	10am - 7pm	10am - 7pm	10am - 6pm
Block Party	—	—	7pm - 10pm	—

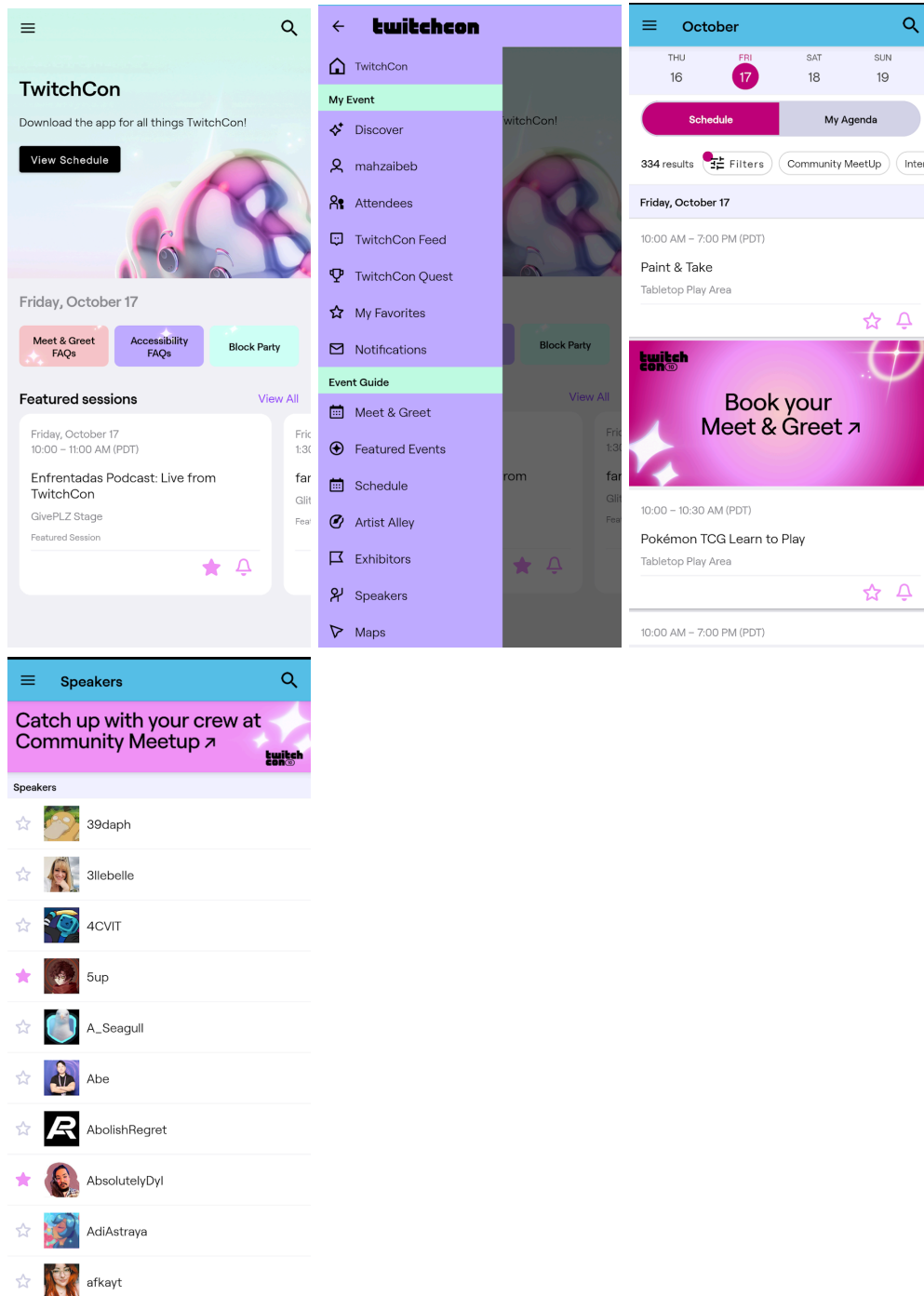
Meet and Greets

The meet and greet schedule will be announced in the weeks leading to TwitchCon San Diego. Reservations may be required through the [TwitchCon mobile app](#).

Full Schedule

For a full, detailed, and up-to-date schedule, see the official [TwitchCon schedule](#) on the TwitchCon website. Schedules are subject to change, so re-adjust your plans accordingly.

TwitchCon Mobile App



Download the TwitchCon app from the [Apple Store](#) or [Google Play](#) to view the floor maps and schedule, and plan out your days.

Health and Safety

There will unlikely be any vaccination or masking requirements. You are encouraged to wear a mask for the protection of yourself and others, but if you are immunologically vulnerable, it may be best to stay home.

“...BY ENTERING THE EVENT PREMISES, YOU VOLUNTARILY ASSUME ALL RISKS RELATED TO EXPOSURE TO COVID-19 AND HEREBY RELEASE TWITCH, ITS AFFILIATES, SPONSORS, AND EVENT VENDORS, AS WELL AS THEIR RESPECTIVE OFFICERS, DIRECTORS, EMPLOYEES, AGENTS AND REPRESENTATIVES FROM ANY AND ALL CLAIMS ASSOCIATED THEREWITH.”

- [Twitch events code of conduct and release](#)

For more information...

Visit twitchcon.com or follow their socials [@Twitch](#)

San Diego Convention Center



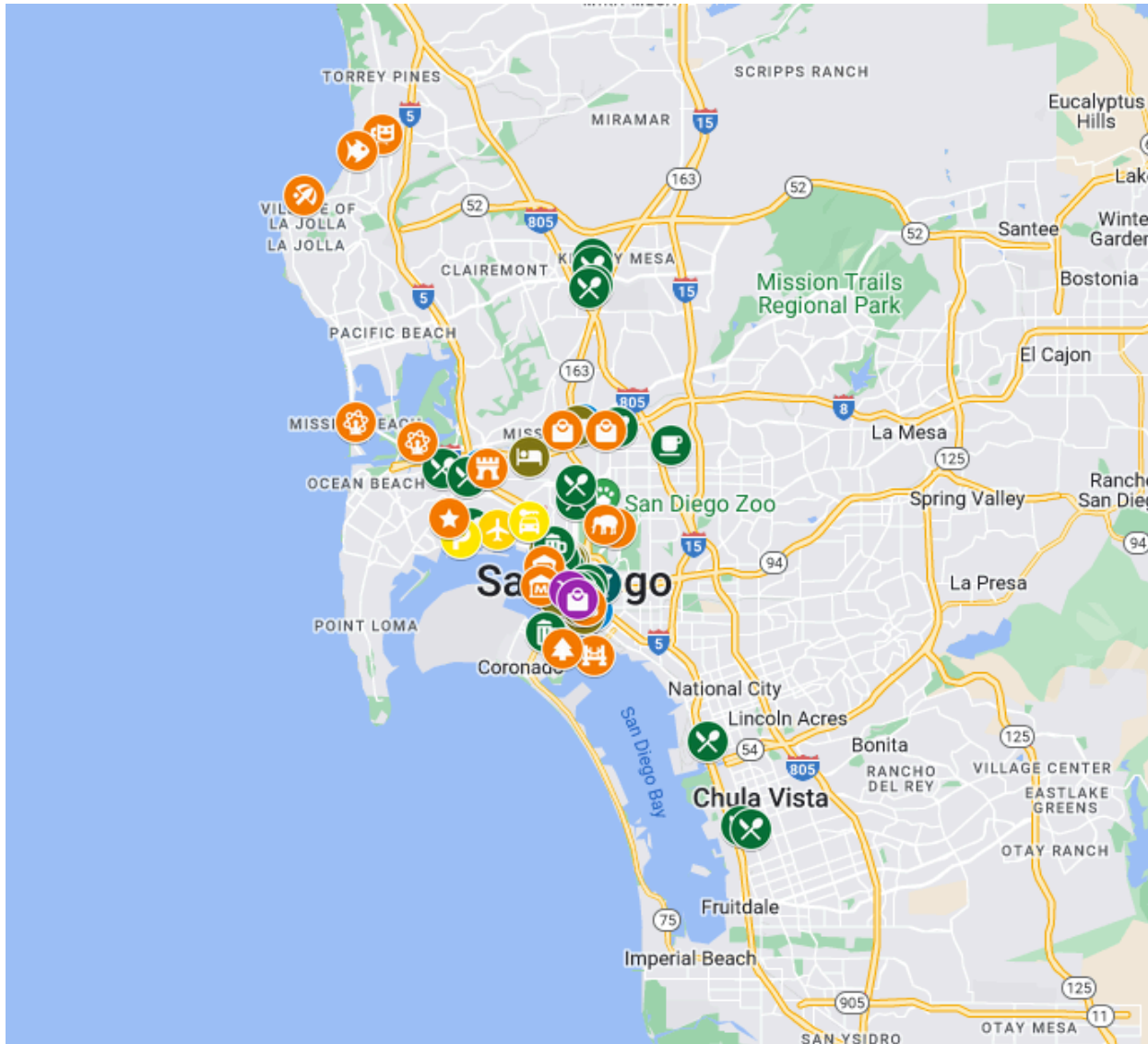
The [!\[\]\(d84e7ea36f695d92cb39ec32c307ac93_img.jpg\) *San Diego Convention Center*](#) is steps away from the [!\[\]\(db9b0c6fa4ac1078c53d7f74438ad75d_img.jpg\) *Gaslamp Quarter*](#) of downtown San Diego with the *San Diego Bay* and *Coronado Island* in its backyard. There are three levels in the building with all exhibit halls on the ground floor. There are 3 Starbucks locations and water bottle fill stations. An inclusive restroom is located in Lobby A.

Parking is available underground. See [Parking](#) for more information about parking at the convention center and in downtown San Diego.

[Attendees - San Diego Convention Center](#)

Google Map - Points of Interest

I prepared a map that highlights various points of interest, including the convention center, hotels, trolley stations, parking locations, and restaurants. Visit the link below.



TwitchCon 2025 Google Map

Pack List

In addition to whatever items you would typically pack for a trip, here are some items to consider packing for a visit to TwitchCon in San Diego.

- ☐ TwitchCon registration documents

- ☐ ID (driver's license, passport, or national ID card)
- ☐ Reusable bottle to stay hydrated
- ☐ Comfortable walking shoes
- ☐ Small bag* for items you collect at TwitchCon
- ☐ Portable charger
- ☐ Camera
- ☐ Sharpies for autographs
- ☐ Notebook for notes or autographs
- ☐ Snacks
- ☐ Hand Sanitizer
- ☐ Face masks
- ☐ Cosplay if you'll be dressing up
- ☐ Deodorant - Don't stink. You'll be in close proximity to a lot of people.

*Backpacks are prohibited. Bags must be no larger than 12"W x 12"H x 6"D (30cm W x 30cm H x 6cm D). Search for "stadium bags" on sites like Amazon for clear, size-compliant bags. Attendees are encouraged to use clear bags to expedite entry. ([TwitchCon FAQ](#))

Convention Tips

Whether you've been to a convention like TwitchCon before or this is your first time, here are some tips for attending TwitchCon in San Diego.

1. **Plan your days.** Review the schedule beforehand. Pick a few panels, events, and meetups that are a priority for you. **Don't make a strict, tight schedule.** Have some flexibility and backups. Account for time spent walking and waiting in long queues. Wait times for popular panels and meet and greets can approach an hour or more. Don't stress yourself out, and **remember to take time to eat.** Speaking of...
 2. **Bring some snacks.** You can get so preoccupied you might forget to eat. Have snacks so you don't go hungry, and set aside time in your schedule for at least one proper meal.
 3. **Stay hydrated.** You'll be walking around a lot in a large convention center. Have water on standby.
 4. **Manage fatigue.** You will have no problem getting in your 10,000 steps for the day. Your feet will hurt, and your legs will get tired, especially if you are not physically active. The convention center is large, and queues can be long — both in length and time — particularly for popular events and meet and greets. Wear your most comfortable shoes. Take every opportunity available to sit and rest. Consider taking over-the-counter medication to alleviate pain.
 5. **Get enough sleep,** or at least as much as possible.
 6. **Maintain good hygiene.** Shower daily, put on deodorant, wash your hands regularly, and consider bringing hand sanitizer.
 7. **Be courteous and respectful with cosplayers.** Ask permission before taking photographs, and remember cosplay is *not* consent.
 8. **Be courteous and respectful with streamers.** Be respectful of the little time they have in their busy schedules, and don't overstep their boundaries. That being said, many streamers attend TwitchCon to meet their fans, so feel free to greet them if they present the opportunity.
 9. **Take some time to explore the city** outside of the convention center especially if it's your first time in the area. Consider coming in a few days before or leaving a few days after TwitchCon to tour around at your own pace, since convention days are busy.
 10. **Make a budget and start saving now!** One of the worst things you can do is go into debt after attending a convention. The next section lists several areas to account for in your [budget](#).
-

Budget

It is incredibly important that your visit to TwitchCon doesn't break the bank. Make a budget and start saving now. Listed below are costs you might consider in building your budget.

Ticket/Badge price	3-day \$249 / 1-day \$159-\$169 / Block Party Pass Add-on +\$125
Airfare to and from SAN	Check a flight aggregator, like Google Flights
Hotel or other accommodation	~\$250 - \$350/night. Consider splitting with a friend/friends to save money.
Rental Car	From around \$70/day
Rideshare	\$7 - \$30 per ride. Highly variable based on distance, traffic, and demand. Check rideshare apps like Lyft and Uber for estimates.
Gasoline	Avg. \$4.55/gal as of late July 2025
Parking	\$10 - \$30 per day, roughly. Around \$65/night for overnight hotel parking.
Transit Fares (MTS)	\$2.50 per one-way journey—\$6 max per day—on buses and trolleys. 2 trolley stops in front of the convention center. Fares and Passes
Food	Around \$25 - \$35 per meal at restaurants
Merchandise - clothing, posters, pins, art, etc.	Some may spend around \$100 - \$200 for the entire weekend. Set a number based on what you can afford and <i>stick to it</i> .
Outside activities and attractions	Anywhere from \$0 - ~\$150. Variable based on type of activity. See Nearby Attractions
Other unknown miscellaneous costs	Suggested 10% - 15% buffer on top of your initial budget total to cover unforeseen expenses.

Flying into San Diego

Flight Discounts

If you are flying into San Diego, discounts are available through Delta and Southwest. Visit the [TwitchCon website](#) for details.

San Diego International Airport (SAN) is only about a 10-minute drive to Downtown San Diego without traffic. A few hotels may provide shuttles to and from the airport. Friends or family picking you up can wait at the *cell phone lot*. If renting a car, a free shuttle can take you to the rental car center. Follow signage for rideshare, taxi, and shuttle company pickups. [Public transit](#) is also available.

! Construction is underway at Terminal 1, so plan ahead and give yourself extra time, especially if flying in or out of Terminal 1.

Airlines serving SAN

Air Canada	Delta	Southwest*
Alaska	Frontier*	Spirit*
Allegiant Air	Hawaiian Airlines	Sun Country Airlines*
American Airlines	Japan Airlines	United
Breeze	jetBlue	Westjet
British Airways	Lufthansa	

* Operates at Terminal 1. All other airlines operate at Terminal 2.

[San Diego International Airport > Flights > Airlines](#)

Nonstop destinations to and from SAN

Domestic

Albuquerque **ABQ**
Anchorage **ANC** ✨
Atlanta **ATL**
Austin **AUS**
Baltimore **BWI**
Bellingham **BLI** ✨
Boise **BOI**
Boston **BOS**
Bozeman **BZN** ✨✨
Charlotte **CLT**
Chicago Midway **MDW**
Chicago O'Hare **ORD**
Cincinnati **CVG** ✨
Colorado Springs **COS** ✨
Columbus **CMH** ✨
Dallas/Fort Worth **DFW**
Dallas/Love Field **DAL**
Denver **DEN**
Des Moines **DSM** ✨
Detroit **DTW**
El Paso **ELP**
Eugene **EUG**
Everett/Paine Field **PAE**
Fort Lauderdale **FLL**
Fresno **FAT**
Hayden/Steamboat Springs **HDN** ✨
Honolulu **HNL**
Houston/Hobby **HOU**
Houston/Intercontinental **IAH**
Indianapolis **IND**
Jackson Hole **JAC**
Jacksonville **JAX** ✨
Kalispell/Glacier **FCA** ✨
Kansas City **MCI**
Kona **KOA**
Las Vegas **LAS**
Lihue **LIH**

Los Angeles **LAX**
Maui **OGG**
Medford **MFR** ✨
Miami **MIA**
Milwaukee **MKE** ✨
Minneapolis **MSP**
Missoula **MSO** ✨
Monterey **MRY**
Nashville **BNA**
New Orleans **MSY**
New York/Kennedy **JFK**
Newark **EWR**
Norfolk **ORF**
Oakland **OAK**
Orlando **MCO**
Philadelphia **PHL**
Phoenix **PHX**
Pittsburgh **PIT** ✨
Portland **PDX**
Provo **PVU**
Raleigh-Durham **RDU**
Redmond **RDM**
Reno **RNO**
Sacramento **SMF**
Salt Lake City **SLC**
San Antonio **SAT**
San Francisco **SFO**
San Jose **SJC**
San Luis Obispo **SBP**
Santa Rosa **STS**
Seattle **SEA**
Spokane **GEG**
St. Louis **STL**
Tampa **TPA**
Tucson **TUS**
Vail **EGE** ✨
Washington Dulles **IAD**

International

Calgary **YYC**
London Heathrow **LHR**
Los Cabos **SJD**
Montréal **YUL** ✨
Munich **MUC**
Puerto Vallarta **PVR**
Tokyo Narita **NRT**
Toronto **YYZ**
Vancouver **YVR**

[Nonstop Destinations, Direct Flights & International Flights | San Diego International Airport](#)

Rental Car Center



A car is recommended if you want to freely explore the sprawl beyond downtown San Diego. Beware that hotels and other locations downtown charge a significant fee to park your car.

The *Rental Car Center at San Diego International Airport* is located at 3355 Admiral Boland Way, San Diego, CA 92101. Free shuttles continually ferry travelers between the terminals and the *rental car center*. The companies below operate at the rental car center:



Alamo



Avis



Budget



Dollar



Enterprise



Fox Rent A Car



Hertz



National



Payless



Sixt



Thrifty



zipcar

Driving to Downtown San Diego

From LA/OC

Take the 5 directly to downtown San Diego. When you see the infamous “boobs” of the decommissioned San Onofre Nuclear Power Plant, you’re about halfway there.



From the Inland Empire

Take the 15 to the 163 to downtown San Diego. Once you start seeing the beautiful trees of Balboa park on both sides, you’re almost there!



Parking

① Convention Center Parking

A 1,950-vehicle garage is located underneath the convention center with entrances on *Harbor Drive*. Daily parking rates are around \$15-20. No In/Out privileges.

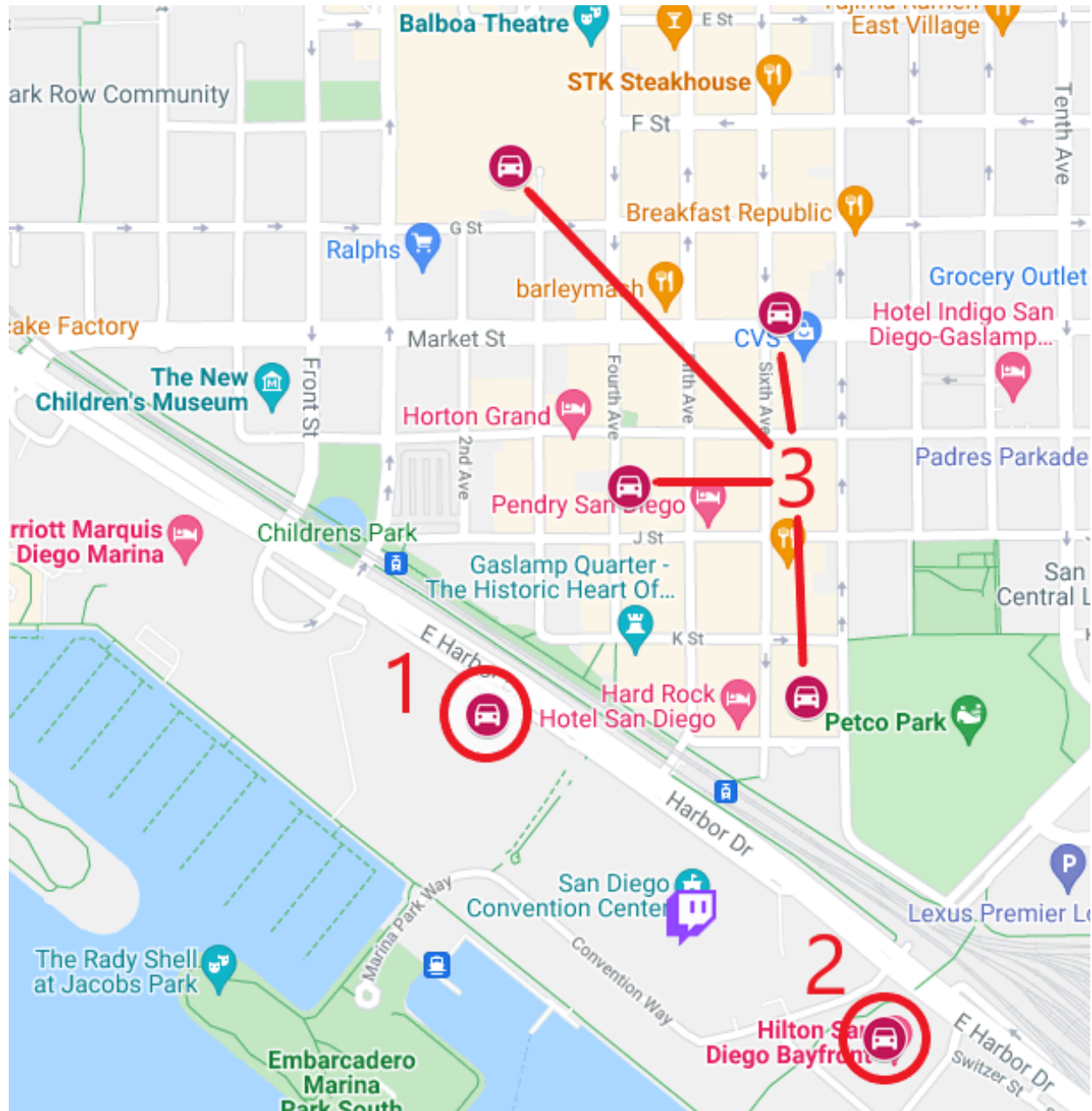
② Hilton San Diego Bayfront Parking

Another 2,000 space structure on the corner of *Harbor Dr.* and *Park Ave.* next to *Hilton San Diego Bayfront*.

③ Other Parking Sites

Available in *Downtown San Diego* in and around the *Gaslamp Quarter*.

Parking - San Diego Convention Center



Downtown SD Parking map

Trolley Station Parking

Limited parking may be available at Green Line Trolley stations. You can park at any of these stations and ride the Trolley directly to the convention center.

[Trolley Parking](#)

Hotels and Accommodation

Hotels Near The Convention Center

Hotels are available at a special rate through TwitchCon's hotel partner Connections Housing:

[TwitchCon San Diego 2025 - Start your reservation](#)

Hotels' discounted rates range from around \$249/night to \$349/night + taxes and fees. Check back regularly as availability changes.

To avoid a penalty charge equivalent to one night's room rate and applicable taxes per reservation, cancellations must be received at least 72 hours before your scheduled arrival.

Parking at downtown hotels

If you plan on renting or bringing a car to San Diego, beware that overnight parking at hotels in the heart of downtown can be exorbitantly expensive. Hotel parking normally costs at least \$55/night and is commonly valet-only, though in & out privileges are typically available.

Airbnb

There are some Airbnb's available in the nearby *Gaslamp quarter*. [\[Sample Airbnb search\]](#) Also consider places near the **Green Line**, or neighborhoods a short drive away via rideshare or rental car.

Other Hotels

Some hotels are within a few minutes' walk from various Trolley stations, and they may be a good option if hotels downtown are outside of your budget. There is direct access to the convention center via the **Green Line**. Otherwise, use your favorite hotel booking site to find a hotel within your budget.

Hotel Circle

There are also several hotels available that may better fit your budget in the nearby *Hotel Circle* area in the *Mission Valley*. The Hotel Circle area is a 10-20 minute drive to the *convention center*, by taking the 8 west towards 5 south or east towards 163 south.

There is inconvenient access to public transit in this area, so consider renting a car or using rideshare.

Other Resources - Hotels and Accommodation

[Travel | TwitchCon](#)

[Plan Your Stay - Gaslamp District in Downtown San Diego: Hotels](#)

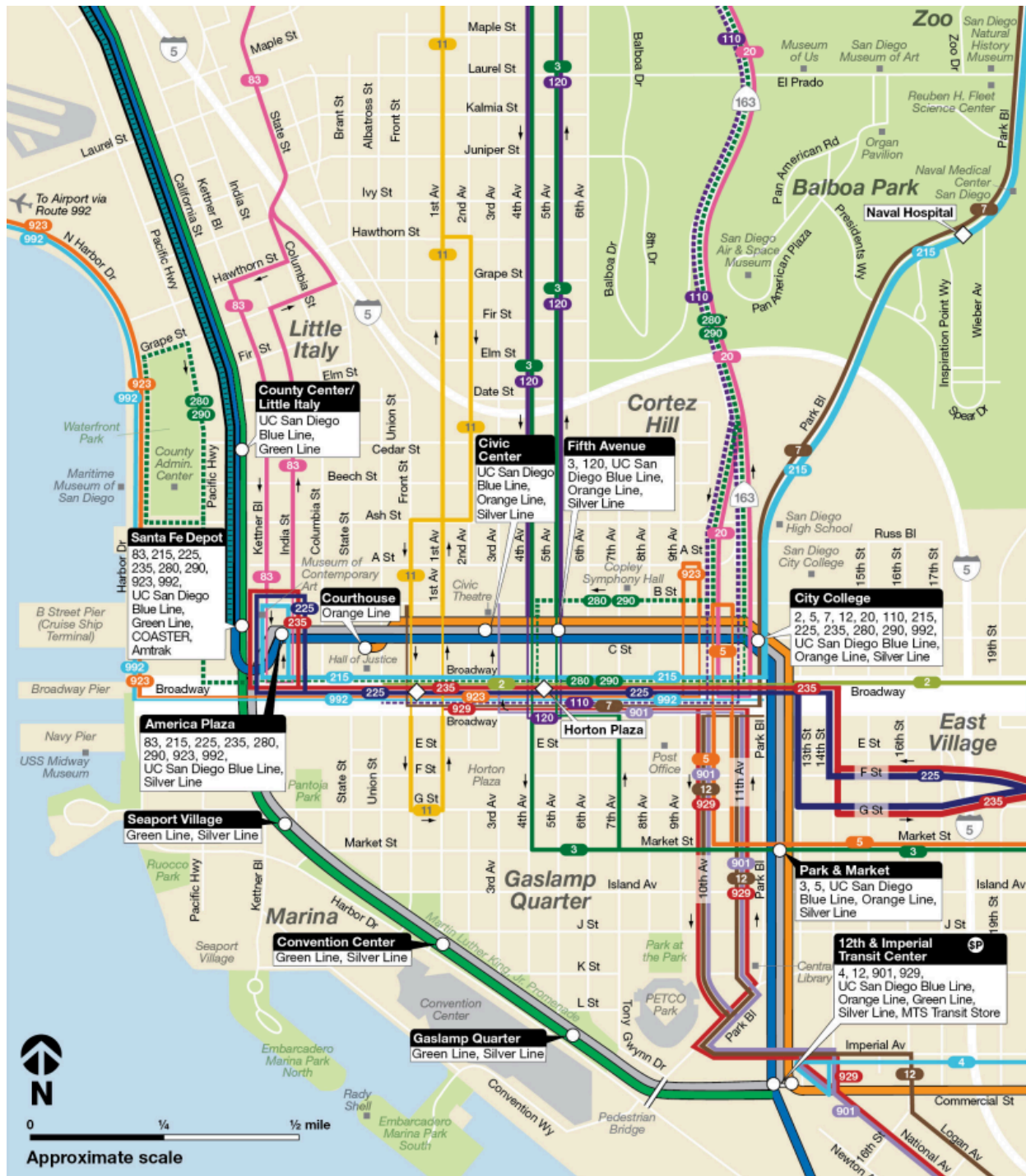
[San Diego Hotels & Resorts | The Official Travel Resource for the San Diego Region](#)

[Hotel Circle - Strip of hotels in the Mission Valley, about 12 minute drive to Convention Center](#)

Transportation

San Diego MTS (Metropolitan Transit System)

Public transportation for the greater San Diego area is provided by MTS (Metropolitan Transit System). They operate a network of buses and trolleys that connect San Diego. San Diego's public transit system could serve your transportation needs if you don't need to travel far outside the downtown area.



Transit Map of Downtown San Diego

[Maps and Routes | San Diego Metropolitan Transit System](#)



Trolley System



[Trolley | San Diego Metropolitan Transit System](#)

San Diego Trolley

The San Diego trolleys are a rail network operated by MTS that connect communities of the greater San Diego area with downtown. The trolleys consist of 3 main lines that generally operate at a frequency of every 15 minutes. There is no service roughly after midnight until about 4-5am.



Green Line

The Green Line heads north from *Downtown San Diego*, passes east through *Mission Valley* and ends in *El Cajon*.

***Convention Center Station* and *Gaslamp Quarter Station* are right across the street from the convention center in downtown SD.**

Blue Line

The Blue Line, aka the UC San Diego Blue Line, runs between *La Jolla/UC San Diego* from the north, through *Downtown San Diego*, and ends south in *San Ysidro* next to the *Border of Mexico* at *Tijuana*.

Transfer to the **Green Line** from the north between *Old Town* and *Sante Fe Depot* stations, or walk to the *Convention Center* from *12th and Imperial Station* if coming from the south.

Orange Line

The Orange Line runs between *Downtown San Diego* and *El Cajon* via *Lemon Grove*.

The *Convention Center* is about a 15 minute walk from *12th and Imperial Station*.

Copper Line

The Copper Line is a connector Trolley that serves stations between *Santee* and the *El Cajon Transit Center*—where the Green and Orange Line terminate.

[Trolley | San Diego Metropolitan Transit System](#)

Trolley Parking

Limited parking may be available along trolley line stations, sometimes for free. Visit the MTS website for a list of stations and lot sizes. [\[Transit Station Parking\]](#)

Fares and Passes

\$2.50	One-way journey on trolley or bus. Includes unlimited transfers for 2 hours
\$6.00	Adult 1-day pass on PRONTO card or app only. Earned after spending a maximum of \$6 in fares in one day.

[Fares & Passes | San Diego Metropolitan Transit System](#)

PRONTO card

Pay-As-You-Go by tapping a PRONTO card or scanning the PRONTO app at a validator on station platforms or buses. You will always earn the best fare. Pay a one-way fare on the first tap, which includes *2 hours of unlimited transfers* thereon. Subsequent taps initiate a new fare and 2 hour period until the day pass is earned (\$6 daily max), which allows unlimited trips for the rest of the day.

PRONTO cards can be purchased for \$2 at retail outlets, Trolley ticket machines, or the transit store at *12th and Imperial Transit Center*, near the convention center. You can also download the PRONTO app for free and use your phone as a virtual card. Scan the app at the validator on every ride.

Load money onto your card using the PRONTO app, online at [ridepronto.com](#), at ticket machines, or through other methods listed on [ridepronto.com](#).

Contactless payment

If you don't want to use a PRONTO card or PRONTO app, you can instead use contactless payment methods to pay your fare, such as contactless debit and credit cards, smartphones, and wearable smart watches.

Use a contactless payment method just like a PRONTO card by tapping your payment method at a fare validator on a bus or trolley platform. Just like the PRONTO card, your fare includes 2 hours of free transfers from the first tap. **NOTE:** Fare capping is NOT available at this time. If you want to take advantage of best fare (fare cap) pricing, use a PRONTO card or PRONTO app.

[PRONTO - Official Site](#)

[PRONTO - Contactless Payments](#)

[PRONTO App - Google Play](#)

[PRONTO App - Apple App Store](#)

Transit at SAN Airport

Bus Route 992 stops in front of each terminal, with service every 15 minutes during peak hours. It's a 15 minute ride to *Santa Fe Depot* in *Downtown San Diego*, where you can transfer to all major transit options, including all MTS buses and trolley lines.

Ticket machines are available near Information Centers, or pay fares with the PRONTO app.

The San Diego Flyer airport shuttle - operated independently by the San Diego County Regional Airport Authority - operates every 20-30 minutes and takes you to *Old Town Transit Center* for free. From there, you can transfer to MTS trolleys and bus lines.

Vintage Trolley

The Silver Line uses restored vintage streetcars which run a loop around *Downtown SD*. Vintage Trolleys depart *12th and Imperial* every 30 minutes 9:07am - 5:07pm.

[Vintage Trolley | San Diego Metropolitan Transit System](#)

Other SD MTS Resources

[Airport | San Diego Metropolitan Transit System](#)

[Popular Destinations | San Diego Metropolitan Transit System](#)

Schedules/Route Planning

💡 Use apps like **Google Maps** or [Citymapper](#) which incorporate real-time transit data to provide the fastest routes to your destination.

Rideshares

Rideshare services are widely available throughout San Diego. Consider using rideshare services if any of the following apply:

- Rental car and parking costs are outside of your budget.
- Public transit options are infrequent and inconvenient from where you are staying or going, especially outside of *Downtown San Diego*.
- You plan on drinking late into the night after transit services have stopped.

Both Uber and Lyft operate in San Diego. Trip fares vary based on distance, traffic, and demand, but a typical trip from the airport to downtown costs around \$20. Beware of surge pricing during times of high-demand, which can force you to cough up \$50 - \$100 for a ride in the worst cases.

Other Transit Resources

[FRED San Diego Location — Circuit](#)

↳ Free tiny electric shuttles that take you around downtown.

[COASTER Commuter Rail Service | NCTD](#)

[Road Cycling in San Diego, Ca.](#)

Food, Dining, and Bars

San Diego is an amazing food city with a mix of flavors, influenced by its proximity to the ocean and nearby Mexico. There's a vibrant craft beer culture with notable breweries like Ballast Point, Stone Brewing Co., and Straus Brewing. The nearby *Gaslamp Quarter* hosts a variety of bars and restaurants within a short walk from the convention center. The following are a few places in the greater San Diego area that I recommend from my years in San Diego.

Tacos El Gordo



San Diego is home to some of the best and most authentic Mexican food there is, and *Tacos El Gordo* is no exception, serving up delicious authentic Tijuana-style tacos. Grab a tray line up in front of the counter for the kind of meat you want. Do you want asada or adobada? Would you want that in a taco, or other variations like the mula, vampiro, or quesadilla? Try ordering the San Diego favorite Carne Asada Fries. Feeling more adventurous? Try cabeza (beef head), tripa (tripe), or lengua (beef tongue). All tacos are made to order in front of you at the counter. Collect as many foods from each counter as you want, then pay at the cashier.

Tacos El Gordo is open throughout the day and late into the night. There is a convenient location in downtown San Diego on the corner of F street and Fifth Ave ([📍 Tacos El Gordo](#)), about a 16 minute walk from the convention center. The next closest is a 13-minute drive without traffic from downtown SD to the Chula Vista location on Broadway ([📍 Tacos El Gordo](#)). There may be long lines and parking can be limited. If you want, you can take the [Blue Line](#) from [📍 12th & Imperial](#) towards *San Ysidro*, and get off at [📍 H Street Station](#) . Then it's an 11 minute walk to the Broadway location. If both of these locations are busy, and you're willing to drive a little further, there is one location on Palm Ave ([📍 TACOS EL GORDO](#)) south of Chula Vista.

Phil's BBQ



Phil's BBQ is another San Diego institution with multiple locations throughout the greater San Diego area. Get some baby back ribs, beef ribs, or bbq chicken, (though you won't find brisket here). While it probably doesn't hold a light to the coveted BBQ regions of the American south, it's still very good in its own right.

The nearest location from downtown is in *Point Loma* on *Sports Arena Blvd* [📍 Phil's BBQ](#) . If you're flying out of San Diego airport, you can eat at their location in *Terminal 2* [📍 Phil's BBQ](#) .

Convoy District



If you're in the mood for Asian food, head to the *Convoy District*. *Convoy Street* - the district's namesake - is lined with a wide variety of Asian restaurants and businesses. You can find pretty much any kind of Asian cuisine you want: ramen at [Tajima Ramen Convoy](#), Korean soft tofu soup at [Tofu House](#), all-you-can-eat Korean BBQ at [Manna BBQ](#), conveyor belt sushi at [Kura Revolving Sushi Bar](#), Dim Sum at [Jasmine Seafood Restaurant & Express](#), and MANY more.

Convoy is in the *Kearny Mesa* neighborhood and can be reached by taking the 163 north from *downtown SD*.

The Shout! House



The Shout! House is *Downtown San Diego's* premier dueling piano bar and music venue located in the nearby *Gaslamp Quarter*. Grab some drinks then laugh, dance, and sing your heart out as two piano players on stage play and sing the audience's requests. Reservations are recommended as they get fully booked on weekends.

[The Shout! House](#) is on *Fourth Ave* between *G St* and *Market St*, about a 15-minute walk from the *convention center*.

Nearby Attractions

📍 Petco Park



Petco Park is the home of the San Diego Padres, located next to the convention center and *Gaslamp Quarter*. This baseball park was the venue of the TwitchCon party in 2022, where Megan Thee Stallion, Kim Petras, and Meet Me @ The Altar performed.

📍 Balboa Park



Gardens, beautiful architecture, arts, museums, and attractions abound at *Balboa Park*. The park is public and free to enter. All museums, performance venues, and other institutions are independently run and have their own admission policies and ticket prices. Check with each institution for pricing. A free tram makes regular stops by major parking lots and attractions for your convenience.

Balboa Park is just a short drive from downtown, and parking is free. You can also reach *Balboa Park* by MTS bus via Rapid 215 from downtown.


[Explore Museums | Balboa Park](#)

[Explore Performing Arts | Balboa Park](#)

[Explore Attractions | Balboa Park](#)

[Explore Gardens | Balboa Park](#)

[Ticket & Explorer Pass Information | Balboa Park](#)

 **Tip:** If you are a California resident, getting a San Diego Public Library card could get you free passes to various attractions throughout San Diego, including the San Diego

Zoo and various Balboa Park museums. Visit any [San Diego Public Library location](#), and provide an [ID with proof of California residence](#). Then visit [Discover & Go](#) and login with your library card number and PIN. Reserve a date using any available offers to visit attractions around San Diego.

📍 San Diego Zoo



Within the vast limits of *Balboa Park*, you will find the world-renown *San Diego Zoo*. At one of America's most visited zoos, you can learn about and see wildlife on their guided bus tours, ride the aerial tram, attend talks by wildlife care specialists, watch a movie at the 4D theater, or tour the animal exhibits at your own pace. Adult tickets start at \$70.

The zoo is just a short 10 minute drive from downtown, and parking is free in front of the zoo. The zoo is also accessible via MTS bus by taking Rapid 215.

[Plan Your Visit | San Diego Zoo](#)

📍 Coronado Island



Coronado is a small "island" next to *downtown SD*, with various restaurants, parks, beaches, shopping, and hotels. Drive into *Coronado* from downtown by crossing the nearby peculiarly curved *Coronado Bridge*, or take a 15 minute ferry ride from the *Convention Center*. Ferries depart every half hour until 9:55pm or 10:55pm on Fri/Sat. Ferry tickets are \$9 each way and are recommended to be purchased online ahead of time.

[Coronado Visitor Center](#)

[Why does one of America's most famous bridges have a giant bend in it?](#)

📍 SeaWorld San Diego



SeaWorld is a marine animal theme park home to a plethora of marine wildlife. Visit animal exhibits, watch their shows, or enjoy their rides. Tickets start at \$73.99 for dates around TwitchCon weekend.

SeaWorld is a 10-15 minute drive from downtown. Go on 5 north and take exit 21 for Sea World Dr/Tecolote Rd, turn left onto Sea World Dr, and follow signs for SeaWorld. Transit via MTS Trolley/Bus takes 45 mins. - 1 hour. From downtown, take the [Green Line](#) or [Blue Line](#) to *Old Town Transit Center*, then take bus route 9 towards *Pacific Beach via SeaWorld*.

[SeaWorld San Diego](#)

📍 USS Midway Museum



The USS Midway was the longest-serving aircraft carrier in the 20th century, commissioned right after the end of World War II in 1945, and decommissioned in 1992. Since June of 2004, the USS Midway has called the *Navy Pier* at *San Diego's Embarcadero* its home, now serving as a museum.

The museum is open daily 10am - 5pm, with the last admission at 4pm. Expect to spend around 4 hours there. Online tickets are \$39 for adults, \$26 for veterans with ID. Add an extra +\$2 if tickets are purchased at the door. Parking is available on *Navy Pier* next to the museum and costs around \$10 - \$20. The museum is also a 5 minute walk from *Sante Fe* and *America Plaza* station, with service by the [Green Line](#) and [Blue Line](#).

[USS Midway Museum](#)

📍 Old Town San Diego



Experience the historic legacy of San Diego at *Old Town*. At the *Old Town San Diego State Historic Park* you can see preserved historic buildings that reflect life of San Diego in the 1800s. There are a variety of restaurants serving a variety of cuisines including some of the best Mexican food, hotels, museums, shops, and some hAUnTEd sites.

Old Town is a short 7-minute drive from downtown via 5 north without traffic, or take a 10-minute ride on the [Green Line](#) or [Blue Line](#) to *Old Town Station*.

[Old Town San Diego Guide](#)

📍 La Jolla Cove



If you're looking for a quaint, picturesque beach to take in the sights of the Pacific Ocean, and maybe even see some sea lions, *La Jolla Cove* is the place to visit. *La Jolla Cove* is a small beach tucked between sandstone cliffs. Dig your toes in the sand, take a dip in the water, take pictures of the sea lions, walk in the tide pools

in low tide, or explore the caves. If you're a little more adventurous, *La Jolla Cove* is a popular place for diving and snorkeling. Once you're done with the beach, you can walk up to the nearby Village of La Jolla to grab a bite to eat at one of the many restaurants, or peruse their shops.

La Jolla Cove is a 16 minute drive without traffic via the 5.