

Name: \_\_\_\_\_

Date: \_\_\_\_\_

### ELA Flying Solo Assignment

**Task: Read the novel Flying Solo and complete a “one-pager.”**

#### What is a one-pager?




A one pager is a **creative** way to respond to literature. When creating a one pager, your goal is to represent your understanding and analysis of a text in multiple ways. One pagers do not have rigid rules but require creativity!

**Directions:** Pick 3 choices from column A, 3 choices from column B, and 3 choices from column C. Together these choices will make up your one-pager. The centerpiece of your one pager should be a major topic or theme that you analyzed throughout the text. Your one-pager must have your book title present on it. Complete your one-pager on a piece of computer paper. There should be little to no blank white space on your computer paper. **Submission Criteria:** Paperclip your draft, “one-pager” brainstorming questions, your final draft, and your rubric checklist page and hand it in on 11/25 Instructions on submission procedures will be explained in class.

#### One Pager Menu

Column A (choose 3)	Column B (choose 3)	Column C (choose 3)
<ol style="list-style-type: none"> <li>Conflicts in the story (think about the different types of conflicts)</li> <li>Plot details</li> <li>Setting details</li> <li>Characterization (external and internal traits)</li> <li>Exposition (setting details)</li> <li>Main/central ideas in a text</li> </ol>	<ol style="list-style-type: none"> <li>Doodles or drawings that are related to the text – <b>you must include this**</b></li> <li>An analysis of an important quote or a theme in the text – <b>you must include this**</b></li> </ol> <p>* Choose 1 additional task from below*</p> <ol style="list-style-type: none"> <li>Meaningful connections you made while reading</li> <li>Thoughtful questions that extend beyond the text</li> <li>A few sentences relating to the theme of your chosen text to another</li> <li>A 6-8 sentence summary of the text</li> </ol>	<ol style="list-style-type: none"> <li>Figurative language in the text (similes, metaphors, personification, etc.)</li> <li>The author’s purpose</li> <li>3-4 sentences on the author’s style or the text structure</li> <li>Your takeaway from the text or lesson learned from the text</li> </ol>

### Examples of exemplar (excellent) one pager projects



# One Page BRAINSTORMING Questions

**Instructions: Respond to these questions in full sentences. These questions will help **guide** you through creating your one-pager.**

**\*\* This is NOT the one pager assignment - this is just a guide! If you turn this in as your project, you will not receive credit\*\***

1. What theme/topic have I identified in my text?
2. How will you incorporate symbolic color into your one pager? What about other symbolism?
3. How will you incorporate an image that is meaningful to your topic and that unifies all of the elements of your one pager?
4. How will you arrange the elements on your brainstorming page when you put them on your actual one pager? The space needs to be defined in a purposeful way. What is your plan?
5. Where will you include the title and author of the text?
6. How many elements did you select from the column A, column B, and Column C sections of the menu? Is one category relied upon too much? Do you need to incorporate more elements from a certain section?
7. What information that is **not** mentioned on the menu could you include?
8. How does the personal response you plan to include show how you experienced the text? Also, what thoughtful question extends your thinking and intrigues the audience?
9. What one pager examples have you analyzed in order to find inspiration? Also, how does this one pager go beyond basic comprehension to show a more mature reading experience?
10. What quotations from the text will you include? How do they relate to the theme? Analyze them briefly...
11. How will you ensure that everyone will be able to read all of the words on your one pager? What is your plan?

## One-Pager Checklist Rubric

Criteria	1	2	3	4
<b>Theme and title</b> Theme is clearly defined and specific examples of textual evidence are included to show its development. Title and author's name are clearly visible.				
<b>Illustrations</b> The images and doodles are colorful and proportionate to the word amount. Shows effort.				
<b>Responses</b> The personal response is thorough and involves analysis. It reveals how you comprehended and experienced the text. Response also relates to the overall theme.				
<b>Quotations</b> Quotations have page numbers and are related to the theme. A brief analysis of why they are related to the theme are included.				
<b>Appearance</b> All the content criteria were met and the creator put 3 (or more) choices from column A, column B, and column C in their work. Work shows effort and thoughtful analysis of the text.				
<b>Content</b> The content on the one-pager is thoughtfully arranged and laid out. Everything is clearly visible and centered around a theme. Symbolism and purposeful colors are utilized.				

The work was submitted on the due date and met all the submission criteria \_\_\_\_\_

Total score: \_\_\_\_\_