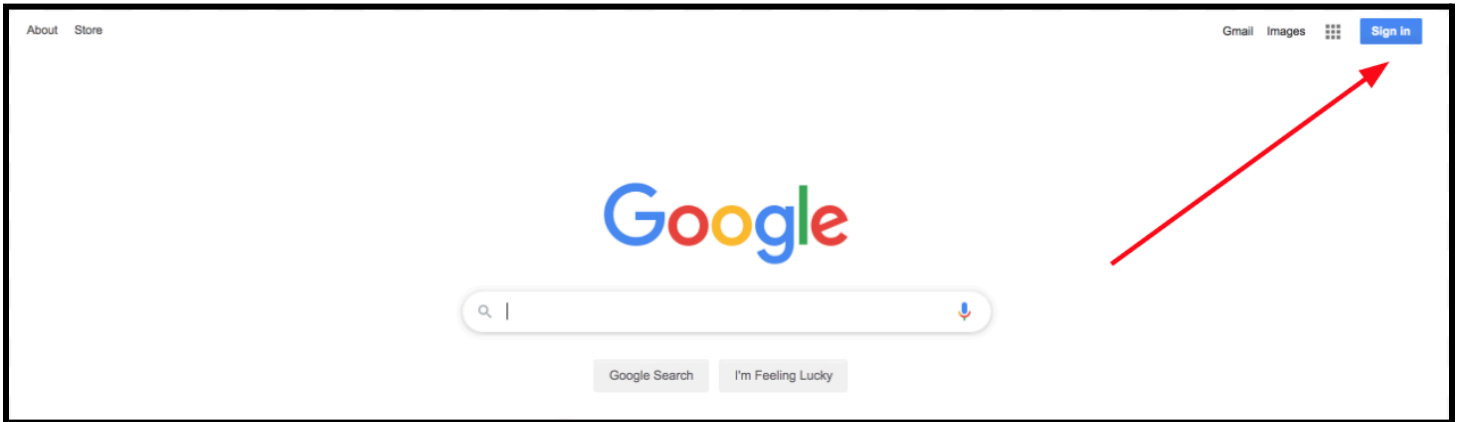
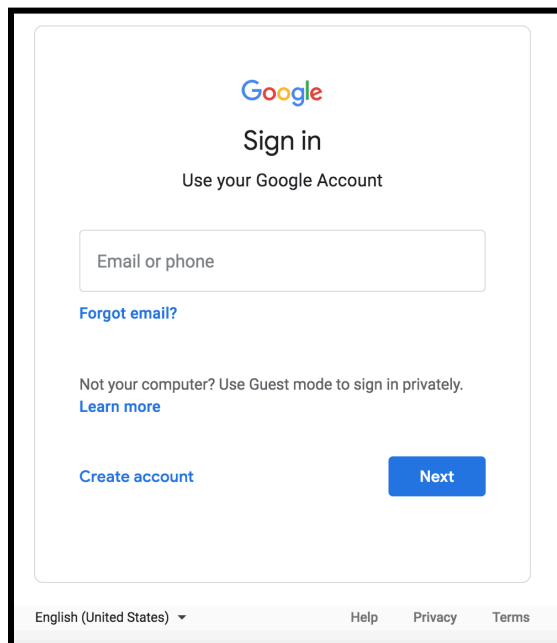


Student Login Directions for Home

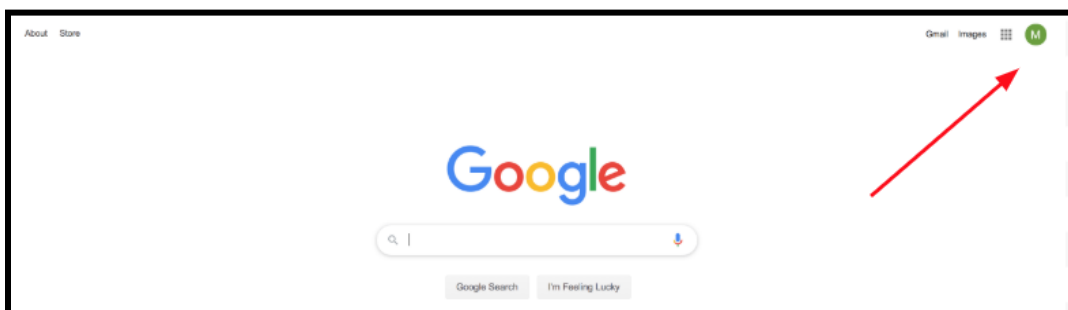
1. On any computer, login and open a web browser (Google Chrome, Safari, Firefox)
2. Go to www.google.com
3. On the top right, click the blue 'Sign In' button (if someone else is signed in, you need to sign them out first. Scroll down for how to do this).




4. Enter your entire Google Username (everything green on your login card)
 - a. Example: 28Smiths@millburn.org



5. Press the blue 'Next' button.
6. Enter your password (red on your login card) and then press the blue 'Next' button.
7. You will know you're successfully logged in because you will see your icon on the top right of Google.



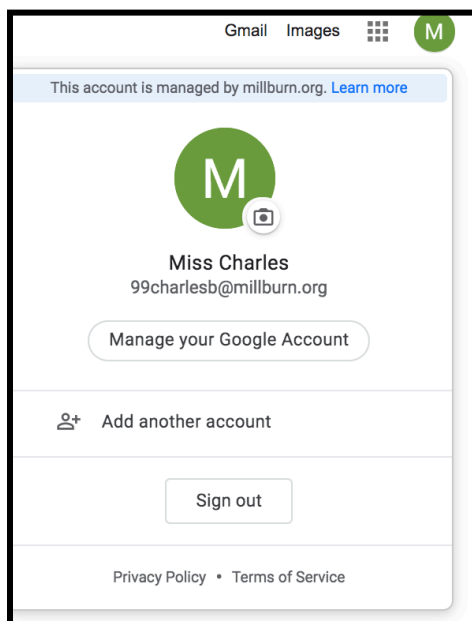
8. Then, you can click on the 'waffle' (9 dots that make a square) to get to Google Docs, Slides, Sheets, Classroom, etc!



9. The Elementary Start Page URL is: <https://sites.google.com/millburn.org/elem-start-page>
a. The Elementary Start Page can only be accessed if you are logged into your Millburn account!

How to Logout of your Google Account

1. Go to www.google.com and click on your icon on the top right.
2. Click the 'Sign out' button.



*** If you have a chromebook at home, you don't need to follow these steps. Just make sure you are logged into your Millburn Google Account and enter your password. Then, you will already be logged into Google.***