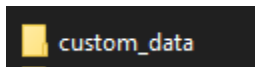
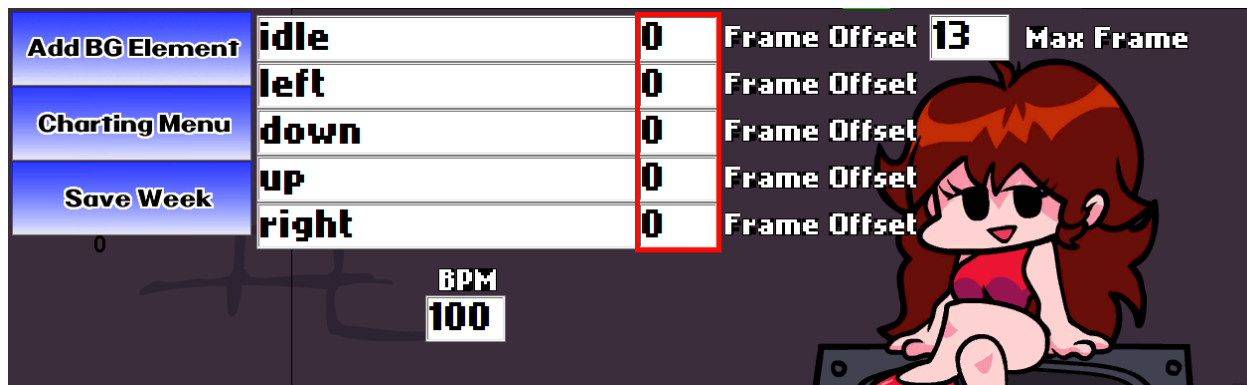


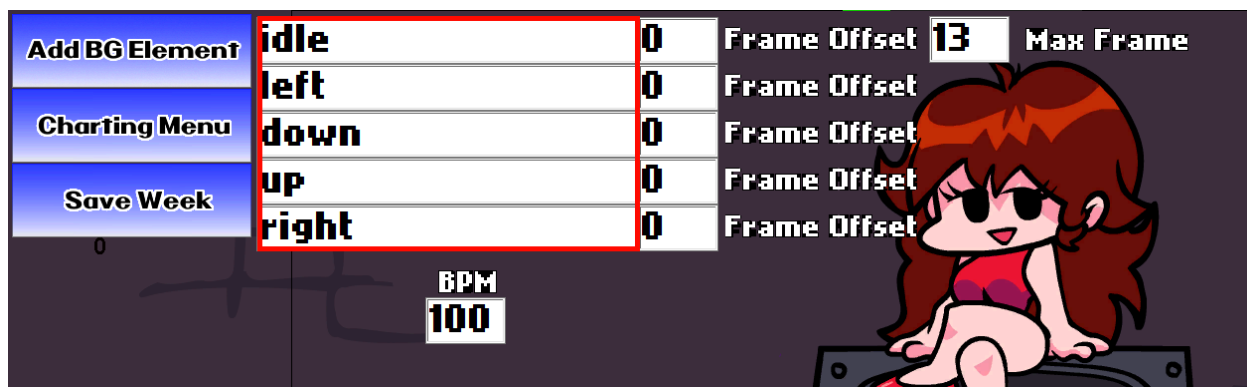
Custom Weeks Guide



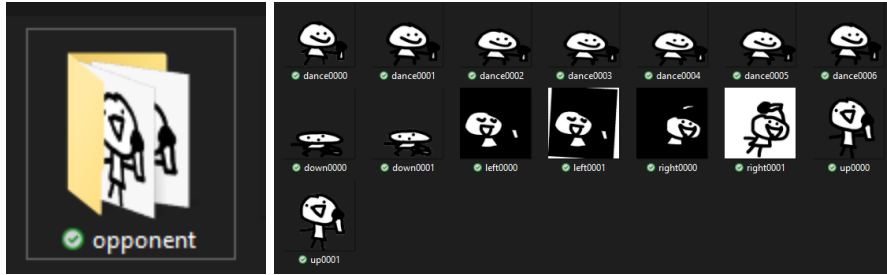
Your week's data is located in the custom_data folder. To play your custom week, go into Free Play and click on the >Custom Freeplay< button.



Frame Offset changes the starting frame number of an animation



These are the names of the animations, which can be changed



Be sure to put the opponent images in the right folder
WARNING: THE ANIMATIONS MUST BE NUMBERED AS DISPLAYED IN THE IMAGE (EX: idle0000,idle0001,idle0002, ect.)

Be sure to put all used images in the images folder.

The thin black box is represents what's going to be visible in game.

If you want a song to go to another, put it after the bpm in the offsets.txt file located in the data folder of the week

