




**May 24, 2016**

Today's Lesson	Your Task
	<p>Create a poem using <a href="#">StoryBird</a> Sign in using your Google account</p>


May 20, 2016

Today's Lesson	Your Task
	<p>Androidify yourself!</p> <p>Click <a href="#">HERE</a> to begin</p>


May 10, 2016

Today's Lesson	Your Task
 A graphic with a yellow border and a dark gray background. Inside the gray area, the words "Digital Portfolios" are written in a white, chalk-like font. The text is centered and has a slightly distressed, hand-drawn appearance.	<ol style="list-style-type: none"><li>1. Log in to your account</li><li>2.</li><li>3. Click <a href="#">HERE</a> to find your portfolio</li><li>4. Add, fix, clean up any slides so that they are 'parent ready'</li><li>5. Things to add:<ul style="list-style-type: none"><li>o <a href="#">Famous American slide</a></li><li>o <a href="#">Family migration post</a></li><li>o Earth Day Poster- sign in to <a href="#">Canva.com</a></li><li>o <a href="#">Halloween drawing from ABCya Paint</a></li><li>o <a href="#">Your Peanutize Me character</a></li><li>o A screenshot of:<ul style="list-style-type: none"><li>■ <a href="#">your house</a></li><li>■ <a href="#">your favorite Coding game</a></li><li>■ <a href="#">your favorite game from the Holiday Doc</a></li><li>■ <a href="#">Your comic</a></li></ul></li></ul></li></ol>

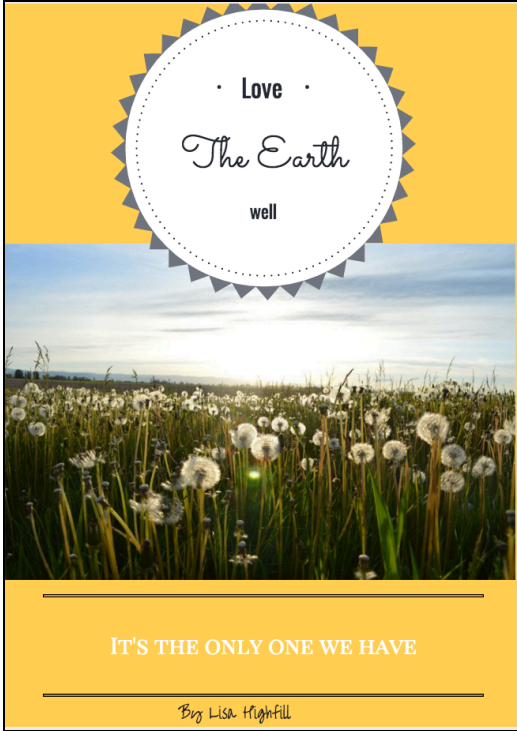

May 3, 2016

Today's Lesson	Your Task
 A graphic titled "EXPLORING NEW WORLDS" featuring a world map surrounded by various cartoon characters from different cultures. The text "EXPLORING NEW WORLDS" is written in large, yellow, stylized letters to the right of the map.	<ol style="list-style-type: none"><li>1. Log in to your account</li><li>2. Click <a href="#">HERE</a> to explore and learn about Mexico.</li><li>3. Record your questions, wonders and ahas as you explore the resources.</li></ol>





April 26, 2016

Today's Lesson	Your Task
 A graphic titled "EXPLORING NEW WORLDS" featuring a world map surrounded by various cartoon characters from different cultures. The text "EXPLORING NEW WORLDS" is written in a stylized, yellow, blocky font to the right of the map.	<ol style="list-style-type: none"><li>1. Log in to your account</li><li>2. Click <a href="#">HERE</a> to explore and learn about Japan!</li><li>3. Record your questions, wonders and ahas as you explore the resources.</li></ol>

April 19, 2016


Today's Lesson	Your Task
<p data-bbox="267 464 623 569">Earth Day Posters with Canva</p> 	<p data-bbox="824 533 1315 617">This is a class directed lesson. Let's do the first steps together!</p> <ol data-bbox="776 659 1403 1142" style="list-style-type: none"><li>1. Go to <a href="https://canva.com">canva.com</a></li><li>2. Sign in using Google</li></ol> <div data-bbox="847 772 1135 821"> Sign in with Google</div> <ol data-bbox="776 848 1403 1142" style="list-style-type: none"><li>3. Skip the tutorial</li><li>4. Follow along as we create a poster together!</li><li>5. Create your own poster!</li><li>6. Take a screenshot of your poster and put it on a new slide in your portfolio.</li></ol>

March 22, 2016

Today's Lesson	Your Task
<p>Sign in to your gmail account</p>	<p>Today's typing game: <a href="#">TyperShark</a></p> 
<p>Comic Book Makers</p>  <p>Can you make a story using your favorite of the two cartoon makers?</p> <p>Save your story!</p> <p>Take a screenshot and add your comics to your portfolio!</p>	<p>Let's Explore:</p> <p>Which one do you like creating with?</p> <p><a href="#">Kid Space Story Builder</a></p>  <p>(easier)</p> <p>Or</p> <p><a href="#">StoryBoard That!</a></p>  <p>(harder)</p>

March 15, 2016

Try again- Comic Book Maker!

Today's Lesson	Your Task
<p>Sign in to your gmail account</p>	<p>Today's typing game: <a href="#">Keyboard Climber</a></p> 
<p>Comic Book Makers</p>  <p>Try out the <b>other</b> <b>ONE</b> of the comic makers and create a story of your choice.</p> <p><b>Take a screenshot and add your comics to your portfolio!</b></p>	<p>Let's Explore:</p> <p>Which one do you like creating with?</p> <p><a href="#">Kid Space Story Builder</a></p>  <p>(easier)</p> <p>Or</p> <p><a href="#">Storyboard That!</a></p>  <p>(harder)</p>

March 8, 2016

## Comic Book Maker!

Today's Lesson	Your Task
<p>Sign in to your gmail account</p>	<p>Today's typing game: <a href="#">Keyboard Climber</a></p> 
<p><b>Comic Book Makers</b></p>  <p>Try out <b>ONE</b> of the comic makers and create a story of your choice.</p>	<p>Let's Explore:</p> <p>Which one do you like creating with?</p> <p><a href="#">Kid Space Story Builder</a></p>  <p>(easier)</p> <p><b>Or</b></p> <p><a href="#">Storyboard That!</a></p>  <p>(harder)</p>

March 1, 2016

## Read Across America!

# Today's Lesson

# Your Task

Explore the game board


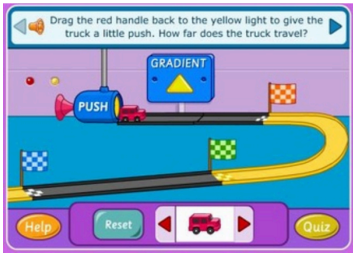

[HERE](#)

to celebrate Read Across America Day!

<b>EXPLORE:</b> 	<b>READ:</b>  Select a book to read a part of the story online	<b>CREATE:</b> 	<b>SHARE:</b>  Share your favorite books to read
<b>LISTEN:</b>  <a href="#">Dr. Seuss Audio Books</a>	 <b>WEDNESDAY MARCH 2, 2016</b> <i>"Oh, the place you will go,"</i> exploring the many resources around the game board!		<b>WATCH:</b>  <a href="#">View parts of Dr. Seuss stories</a>
<b>THINK:</b> 	<b>WRITE:</b> Inspired to write your own story? Try this <a href="#">Creative Writing HyperDoc</a>		
<b>TEACHERS:</b> Join <a href="#">Discovery Education</a> March 2, 1:00pm(ET) for a Live Read Aloud with authors Peter and Paul Reynolds. 	<a href="#">Read Across America 2016 - Literacy for Literacy</a> Live reading on YouTube!  Hosted by ISD200: Hastings Public Schools in Hastings, MN <a href="#">@hastingsmn</a>	<a href="#">PBS Cat in the Hat resources and games</a> 	<a href="#">Dr. Seuss Biography Page</a> 


Template design by [Genevieve Pacada](#) • HyperDoc by [Lisa Hightower](#)

February 16, 2016  
**Famous Americans**

Today's Lesson	Your Task
Sign in to your gmail account	Try this <b>New</b> typing game: <a href="#">Practice Home Row Typing</a>
 A slide deck template with a blue background and horizontal red and white stripes. A central blue box contains the text "Famous Americans" in white.	Click <a href="#">HERE</a> to start creating your slide Include: <ul style="list-style-type: none"><li>★ Images relating to your famous American</li><li>★ Sentences describing how they made a difference.</li></ul> Be sure to make a copy of the slide deck template for your own class
 A screenshot of the "Simple Machines" game interface. It shows a blue truck on a yellow ramp with a red handle. Text at the top says "Drag the red handle back to the yellow light to give the truck a little push. How far does the truck travel?". Below the ramp are buttons for "Help", "Reset", and "Quiz".  A screenshot of the "Simple Machines" game interface. It shows a blue robot on a white platform with a red robot on top. Text at the top says "SIMPLE MACHINES" and "LAUNCH!". Below the platform is a green button with a red arrow. The background is a grid pattern.	Done Early? Try these amazing games to learn more about Forces In Action: <a href="#">HERE</a> and <a href="#">HERE</a>






February 2, 2016

## Collaborative Storytelling Part 1

Today's Lesson	Your Task
<p>Sign in to your gmail account</p>	<p>Try this <b>New</b> typing game:</p> <ul style="list-style-type: none"><li>• <a href="#">Keyboarding Zoo</a></li></ul>
	<ol style="list-style-type: none"><li>1. Find a partner</li><li>2. Open <a href="#">Google Story Builder</a></li><li>3. Create a story:<ol style="list-style-type: none"><li>a. Pick character name</li><li>b. Switch back and forth to tell one of the following stories:<ul style="list-style-type: none"><li>- <b>What's For Dinner?</b></li><li>- <b>Yesterday, after school....</b></li><li>- <b>It was so scary.</b></li></ul></li></ol></li><li>4. Add music to your story.</li><li>5. Copy the link to the story</li><li>6. Turn in <b>HERE</b></li></ol> <p>Add a Google Form above to collect stories. Just did this lesson, it was awesome! Kids had very little trouble. Demo first running through all steps and then let them go! Remind them that there's no deleting or backspace or their work is erased. They didnt like that. Have fun!</p>

January 26, 2016

Free choice week!

Today's Lesson	Your Task
<p>Sign in to your gmail account</p>	<p>Try this <b>New</b> typing game:</p> <ul style="list-style-type: none"><li>• <a href="#">Keyboarding Zoo</a></li></ul>
<p>Explore Today!</p>  <p>You have 3 choices to pick from</p> 	<p>Pick what you would like to <b>create</b> with today:</p>  <p>1. <a href="#">Incredibox</a> Play with music and sound</p>  <p>2. <a href="#">Magic Pen Game</a> A physics challenge game for all ages, but watch out, it's addicting!</p>  <p>3. <a href="#">Help the sled travel</a> Be sure to follow the directions- another challenging game you won't be able to stop playing!</p>


--	--

**January 12, 2016 + Jan. 19**

**We need another week!**

**To DO List day!**

Today's Lesson	Your Task
Sign in to your gmail account	<u>Try this typing game:</u> <ul style="list-style-type: none"> <li>• <a href="#">Typing Rocket Jr.</a></li> </ul>



## Your 'To Do' List

### Add to your Digital Portfolio

- Go to your Drive and open your Digital Portfolio
- Be sure to add a new slide- one per item
- Things to add:
  - a. Halloween drawing from ABCya Paint
  - b. Your Peanutize Me character
  - c. A screenshot of:
    - your house
    - your favorite Coding game
    - your favorite game from the Holiday Doc
    - your family migration post
- Add a textbox to each page and type a few sentences about:
  - a. what you did and
  - b. what you thought of the activity.



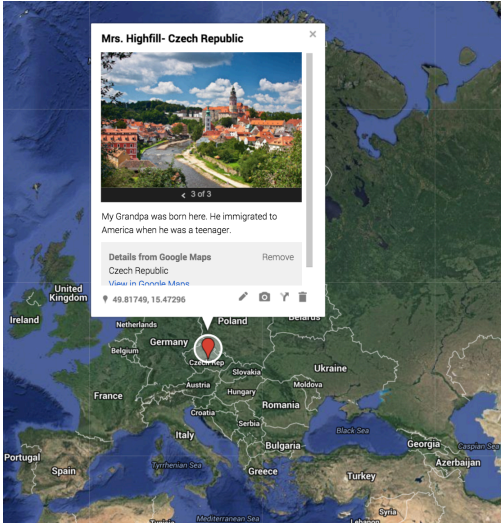
This is my house! I love living on a court. It's easy to play basketball in the street without cars going by. I loved finding my house on Google Maps.

Sample portfolio slide

Think about inserting bookmarks to jump down to past lessons to remind kids of what to add, it will be easier then having them scroll and search for the sections. Delete this after you're done.

January 5, 2016!

## Family Migration Project

Today's Lesson	Your Task
<p>Sign in to your gmail account</p>	<p><u>Try this typing game:</u></p> <ul style="list-style-type: none"><li>• <a href="#">Typing Rocket Jr.</a></li></ul>
<p><b>FAMILY MIGRATION PROJECT</b></p> 	<ol style="list-style-type: none"><li>1. Click <b>HERE</b> to get to our collaborative map Be sure to create a class map and attach it to the word <b>HERE</b> above- set the share settings to anyone with a link can edit! Delete this when done!</li><li>2. Type in the location where your family came from.</li><li>3. Click 'add to map'</li><li>4. Click the marker to edit. Click the pencil, then add:<ul style="list-style-type: none"><li>• A title for your place along with your name</li><li>• Type a sentence or two about your family.</li><li>• Click the camera to add images or video</li></ul></li><li>5. Be sure to save to the map when you are done.</li><li>6. Explore markers that are now appearing on the map (refresh)</li></ol> <p><i>Are you stuck? Follow this <a href="#">Video tutorial</a> for help.</i></p>

December 15, 2015

Explore and Play!  
[bit.ly/2ndlabeledlessons](http://bit.ly/2ndlabeledlessons)

Today's Lesson	Your Task
 A colorful graphic titled "Santa Tracker" with the subtitle "Explore, play and learn with Santa's elves all December long". It features a winding path through a winter landscape with various icons and numbered stops (1-7) labeled with "PLAY" or "LEARN". Icons include a smartphone, a house, a tree, a factory, a train, a car, and a plane. A "New Today" badge is in the top left.	<h1 data-bbox="824 491 1305 659">Holiday HyperDoc</h1> <p data-bbox="727 716 1403 806">Click <a href="#">HERE</a> to explore some great games and sites!</p>

December 8, 2015  
Hour of Code  
[bit.ly/2ndlabeledlessons](http://bit.ly/2ndlabeledlessons)

Today's Lesson	Your Task
<div data-bbox="186 1814 716 1898">Hour of Code is December 7 - 13 Spend one hour learning to code! <a href="http://bit.ly/pushhoc">bit.ly/pushhoc</a></div>	

## It's Hour of Code week!

Click [HERE](#) to explore the many coding games on the HyperDoc.

December 1, 2015

Our Happy Place

[bit.ly/2ndlablessons](http://bit.ly/2ndlablessons)

### Today's Lesson

#### Google Maps + Place Based Stories



### Your Task

1. Click **HERE** to get to our collaborative map  
Add a link to a class map to the word HERE- be sure to make the open for anyone to edit- [here are video tutorials explaining how to create this map](#)-delete this when done
2. Type in the location of your special place.
3. Click 'add to map'
4. Click the marker to edit. Click the pencil, then add:
  - A title for your place along with your name
  - Type a sentence or two about a time you



"Sometimes in life, every now and again,  
you need to go someplace and think,  
I like to call this place my Happy  
Place...."

spent in that place.

- Click the camera to add images or video
5. Be sure to save to the map when you are done.
  6. Explore markers that are now appearing on the map (refresh)


I plan to do this as a guided lesson- all students watching me go through the steps then sending them off to do it on their own


Are you stuck? Follow this [Video tutorial](#) for help.

**November 10, 2015**

**Where do we live?**

**[bit.ly/2ndlablessons](http://bit.ly/2ndlablessons)**

Today's Lesson	Your Task
<p>Practice Keyboarding Introducing Home Row</p> 	<p><u>Try this typing game:</u></p> <p><a href="#">Typing Factory</a> Home Row Practice</p>
<p>Google Maps!</p>	<ol style="list-style-type: none"> <li>1. Click <a href="#">HERE</a> to go to Google Maps.</li> <li>2. Find your house! (Either bird's eye view or street view)</li> </ol>



Bird's Eye View



Street View

3. Take a screenshot of your house.
4. Drag your house image onto a new slide in your digital portfolio.

(If students don't want to share their home, they will have the option to share an image of their school. We will be going back to this for a writing activity next week. We do not share their homes with anyone else, especially not on a shared Google Map-privacy is important.)


5. Keep exploring on the map anywhere you would like to go!

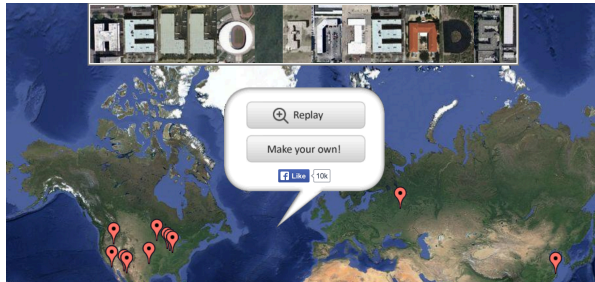
This lesson builds up over the next couple of weeks as this class is learning about where their family immigrated from. We will be making a personalized class map at the end of the process. But first they need to play and discover how to use Maps!

**November 3, 2015**

**GeoGreetings**

**[bit.ly/2ndlablessons](http://bit.ly/2ndlablessons)**

Today's Lesson	Your Task
<p>Practice Keyboarding</p> 	<ul style="list-style-type: none"> <li>• <a href="#">Typing Rocket Jr.</a></li> </ul>
<p>GeoGreeting</p>	<p>Create a word, spelled from buildings around the world!</p> <p>Go to:  <a href="#">GeoGreeting</a></p>



and try spelling your name or even your spelling words!

Want to learn how?

Click [HERE](#) to watch a video tutorial

### Screenshot Practice



Take a screenshot of the word you created and add it to your Digital portfolio!

At the same time, click:

**command + shift + 4**

Drag your cursor across your image and let go!


**October 27, 2015**

**Pumpkin Drawings**

**[bit.ly/2ndlabeledlessons](http://bit.ly/2ndlabeledlessons)**

## Today's Lesson

### Practice Keyboarding



## Your Task


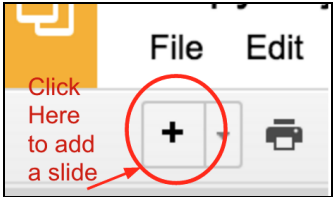

### Try this typing game:

- [Typing Rocket Jr.](#)

### Digital Portfolios

### Finish your cover!

- Finish your cover page

	<ul style="list-style-type: none"> <li>Learn how to add a new slide</li> </ul> 
	<ul style="list-style-type: none"> <li>Go to <a href="https://www.abcyapaint.com">ABCya Paint</a></li> <li>Draw a pumpkin!</li> <li>Take a screenshot of it and drag it on to a new slide in your portfolio</li> </ul>

**October 20, 2015**

**Digital Portfolios**

**[bit.ly/2ndlablessons](http://bit.ly/2ndlablessons)**


Today's Lesson	Your Task
<p>Sign in to your gmail account</p>	<p><b>first type your user name</b> example: lm2345</p> <p><b>Next type your password</b> example: 23Possible</p>
<p>Digital Portfolios</p>	<p><b><u>Teacher Guided Lesson</u></b></p> <ul style="list-style-type: none"> <li>Listen to the --&gt;<a href="#">Video Tutorial</a> to learn how to create your own Digital Portfolio</li> </ul> <p><b><u>Student Creation time</u></b></p>


	<ul style="list-style-type: none"> <li>• Create the title page of your portfolio with images that represent you!</li> </ul>
---	---

**October 13, 2015**

**Sign in to your account!**

**[bit.ly/2ndlablessons](http://bit.ly/2ndlablessons)**

Today's Lesson	Your Task
<p>Sign in to your gmail account</p>	<p>first type your user name example: lm2345</p> <p>Next type your password example: 23Possible</p>
<p>Drawing Your Name!</p>  <p><u>Take a screenshot</u></p>	<p><b>A Guided Lesson:</b></p> <ol style="list-style-type: none"> <li>1. Go to <a href="http://ABCYaPaint.com">ABCYa Paint</a> and draw your name in as many ways as you can.</li> <li>2. Take a screenshot of the picture</li> <li>3. Post your picture <b>HERE</b></li> </ol> <p>Add a link to a Google Slide deck to the word here. Be sure to leave the share settings open to 'Anyone with a link can edit' . Soon we will have kids create their own documents to insert</p>



At the same time, click:  
command + shift + 4  
Drag your cursor across your image  
and let go!

screenshots on. (Delete this comment when done!)

4. Keep practicing!
5. Clean up your desktop before leaving.

[Click HERE for a video of how to do it if you get stuck](#)


**October 6, 2015**

**Screenshots**

**[bit.ly/2ndlabeledlessons](http://bit.ly/2ndlabeledlessons)**

## Today's Lesson

### How to take a screenshot



At the same time, click:  
command + shift + 4

## Your Task

### A Guided Lesson:

1. Go to [ABCYa Paint](#) and draw a picture.
2. Take a screenshot of the picture

3. Post your picture **HERE**

Add a link to a Google Slide deck to the word here. Be sure to leave the share settings open to 'Anyone with a link can edit' We are doing a shared presentation because we have not practiced signing in to our accounts yet. Next week! (Delete this comment when done!)

4. Keep practicing!
5. Clean up your desktop before



Drag your cursor across your image and let go!

leaving.

[Here is a video tutorial if you get stuck!](#)

September 29, 2015

States of Matter Intro


[bit.ly/2ndlablessons](http://bit.ly/2ndlablessons)

## Today's Lesson



## Your Task

- Find the Keyboard Letters!  
Click [HERE](#) to play
- Practice using a mouse  
[Bees and Honey](#)



Practice your mouse skills:

[Explore this Thinglink to learn about the States of Matter](#)

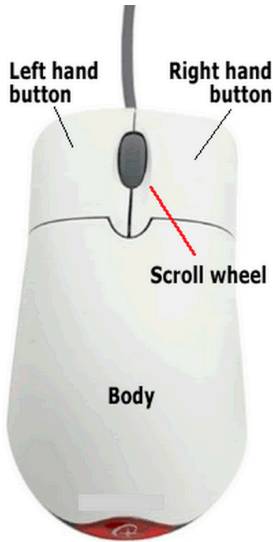

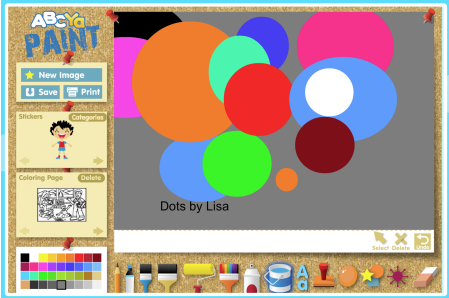
**September 22, 2015**

**Peanutize Yourself**

**[bit.ly/2ndlablessons](http://bit.ly/2ndlablessons)**

**Today's Lesson**


**Your Task**

	<p>Practice using a mouse</p> <p><a href="#"><u>Bees and Honey</u></a></p>
	<p>Create you as a character in Peanuts!</p> <p>Click <a href="#"><u>HERE</u></a> to start</p>
	<p>Click <a href="#"><u>HERE</u></a> to explore the drawing tools</p>

**September 15, 2015**

**First Lab Lesson!**

<p><b>Today's Lesson</b></p>	<p><b>Your Task</b></p>
------------------------------	-------------------------



Have you ever read  
The Dot by Peter Reynolds?

Click [HERE](#) to see a video reading

Be sure to answer the two question:

- Your name
- What kind of dot would you make



Ready to create some  
dots of your own?

Click [HERE](#) to begin