




Destiny Discover Search Option and Filter Tips for Grades K-2


Searching the catalog searches our whole library! Since students can't look at the pages to see if a book is too easy or hard like they would if they were browsing shelves, it may help to set **Search Options** before they search by **keyword** in the search bar at the top.

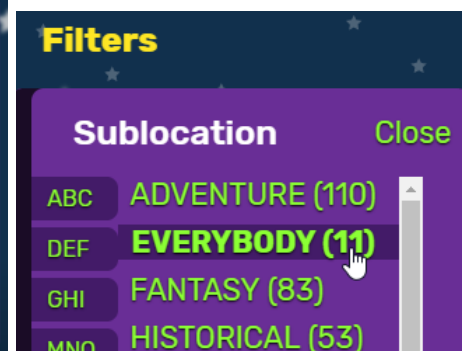
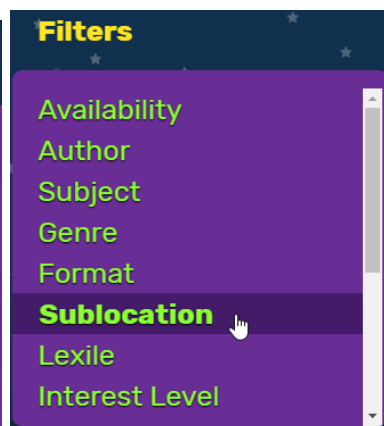
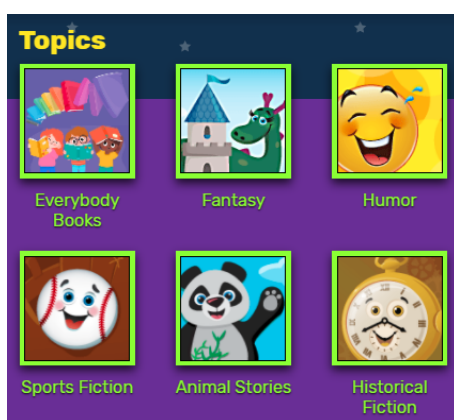



Here are a few ways I suggest:

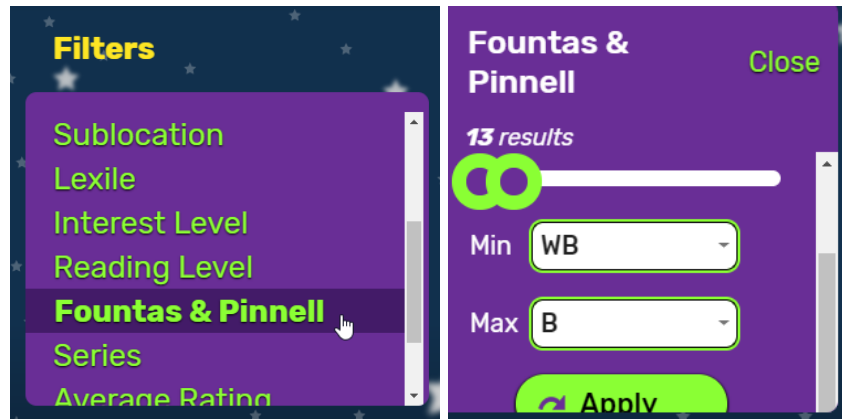
 **Sublocation**- In Kindergarten and First Grade (and Second Grade at the beginning of the year), we usually encourage students to browse our “Everybody” section where they will find books they’re more likely to be able to read or be interested in reading with a parent. If they plan to search for a keyword like “dinosaur” it may help for an adult to click on **Search Options > Sublocation > EVERYBODY** before students start searching. This will ensure that the books they choose are in the picture book, beginning chapter, or easy nonfiction sections.



 **Topic**- Students can also use topics to see lists of books they may be interested in, including a list called Everybody Books meant just for them. For other topics, **filters** can be used just like search options. If students choose a topic like Humor or Fantasy, I recommend using the **Sublocation > EVERYBODY** filter. Click **Apply** to see books in that topic in the Everybody section.




 **Reading Program-** At PMES, we use **Fountas and Pinnell**, which is another filter option. If you or your child know their reading level letter, I suggest starting 1-2 levels below and 1-2 levels above. Ex: If your child reads at a Level A, you might use Level WB-B.



If you don't know your child's reading level, here are the average reading levels in **2nd Quarter** for each grade level. I will update these as we move through the year to reflect average progress.

- ★ Kindergarten: WB-B (WB stands for Wordless Books)
- ★ 1st Grade: Level E-H
- ★ 2nd Grade: Level J-M

This may be a good place to start, but remember, there's more to a book than it's reading level! If your child is really interested in a book, it may surprise you how much he or she can read!

 **Interest Level-** Another option if you don't know your child's level. For kindergarten and first graders, I recommend using Interest Level K-2. For second graders, you might include K-3 depending on your child..

