

An International Journal



Indonesian Journal of Economics,  
Business, Accounting, and Management



E-ISSN: 2988-0211 | Vol. XX, No. XX, 2025, pp. XX-XX

Journal Homepage: <https://journal.seb.co.id/ijebam/index>

## Economic Order Quantity Analysis Training using QM for Windows Software for PT Solusi Edukasi Berdikari Employees [Times New Roman, Bold, 16 ft, Justify]

Author Name<sup>\*1</sup>, Author Name<sup>2</sup>, Author Name<sup>3</sup>

<sup>1</sup>Name of Department, Name of Faculty, Name of University

<sup>2</sup>Name of Department, Name of Faculty, Name of University

<sup>3</sup>Name of Department, Name of Faculty, Name of University

\*Corresponding author, E-mail:

ARTICLE INFORMATION	ABSTRACT
<i>Section</i> Research Results Articles	The abstract is written briefly, clearly, and concisely. Write briefly about the phenomenon or issue being raised. After that, write the next abstract components which include the research objectives, research methods, research results and conclusions. The abstract is written in one paragraph, the length of the abstract ranges from 100 - 135 words. Avoid references and the use of uncommon abbreviations. Times New Roman 12 font, with a line spacing of one (1) space.
<i>History of Article</i> Submitted: Accepted: Available online:	
<i>Keywords</i> Please write relevant keywords here [Times New Roman, 10 ft, Justify]	

©Year PT Solusi Edukasi Berdikari: Publishers. All Rights Reserved

### INTRODUCTION [Subtitle level 1, Times New Roman, 12ft, justified, bold, UPPERCASE]

Articles are written with a line density of 1.0 spacing, Times New Roman 12 font size. The total number of pages of the article is between 11 and 25 pages. The first paragraph of each sub-chapter does not need to be indented. The second paragraph and so on of each sub-chapter must be indented. The introduction should contain a brief background of the company, managerial gap and objectives of the internship.

The citation writing in this manuscript uses Harvard style, such as Cite Them Right Harvard or other Harvard writing styles. To facilitate the citation process and compilation of bibliographies, authors are advised to use the Mendeley Desktop application, which can be downloaded via the following link:

👉 Download Mendeley Desktop: <https://www.mendeley.com/autoupdates/installers/1.19.8>



A guide to writing Harvard style citations can be seen at:



Harvard

Citation

Guide

–

Mendeley:

<https://www.mendeley.com/guides/harvard-citation-guide/>

To learn how to use Mendeley, please see the following guide:



Mendeley

Usage

Tutorial

(PDF):

<https://feis.uin-suska.ac.id/wp-content/uploads/2021/11/panduan-mendeley-final.pdf>;

<https://repository.unja.ac.id/5689/1/Tutorial%20Penggunaan%20Mendeley.pdf>



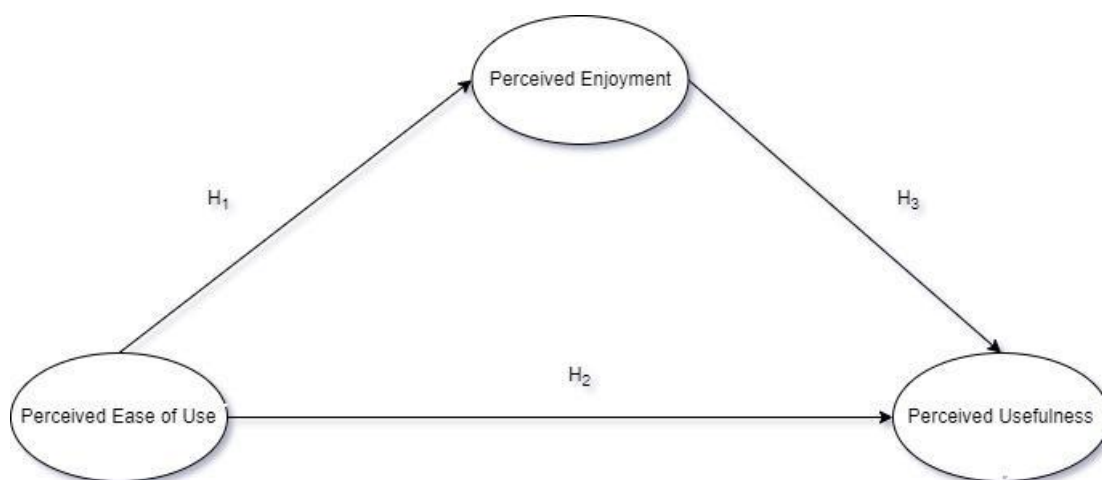
Mendeley Guide Video on YouTube: <https://www.youtube.com/watch?v=dQgdiZDw-tU>

## LITERATURE REVIEW & HYPOTHESIS DEVELOPMENT (If Any)

### Technology Acceptance Model (TAM)

Write an explanation of the theoretical basis complete with previous research results proportionally, concisely, and truly relevant to the purpose of writing a scientific article.

**H<sub>1</sub>:** Write the hypothesis clearly and completely (if any).



**Figure 1.** Research Framework

Source: Processed by Author (2025)

## INTERNSHIP RESEARCH METHOD

Write the interenship research method clearly, provide brief information about the research object, population and sample determination, data type, data collection method, research location, description of research variables and their operational definitions, and data analysis methods and statistical models used. It is necessary to include a description and level 2 sub-headings to discuss specific respondent profiles, quantitative research using surveys.

**Table 1.** Descriptive Analysis of Demographic Variables

Demographic Variables	N	%
<i>Gender</i>		
Male	43	28,67

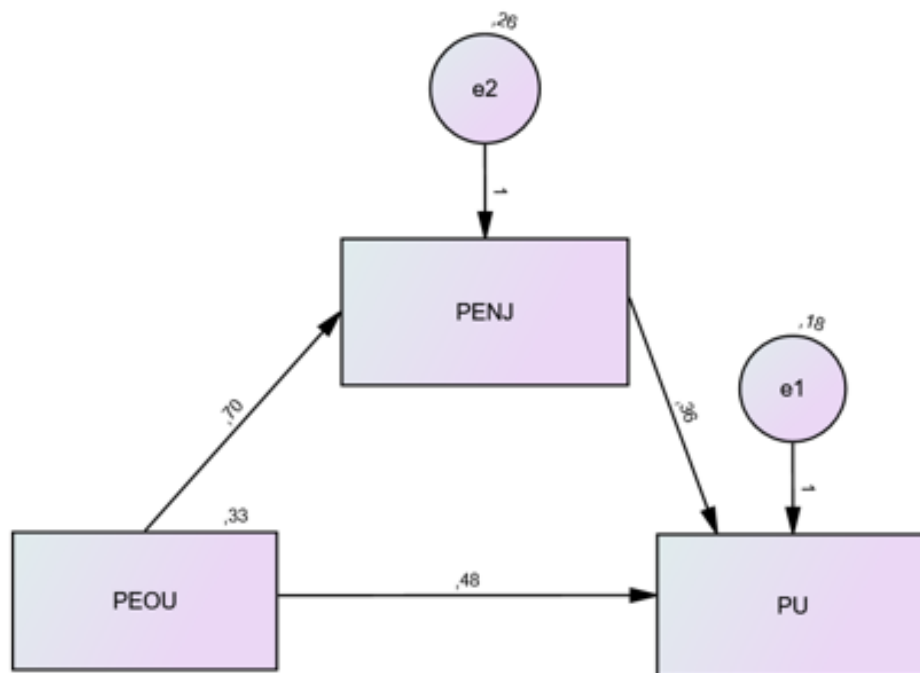
Demographic Variables	N	%
Female	107	71,33
<i>Domicile</i>		
Sumatra	12	8
Java	78	52
Bali and Nusa Tenggara	35	23,3
Borneo	10	6,67
Celebes	5	3,33
Maluku	5	3,33
Papua	5	3,33
<i>Application Usage Time</i>		
< 1 Year	59	39,33
1 s/d 5 Year	78	52
> 5 Year	13	8,67

Source: Processed Primary Data (2025)

(Table borders are created only on headings. When the table is long and appears on different pages, the heading is repeated on the next page. The method in MS Word is to use the “repeat header row” feature).

## DATA ANALYSIS RESULTS & DISCUSSION

The research results can be presented using tables, graphs, or images that are appropriate for the purpose of clarifying the presentation verbally. Table and figure titles and figure descriptions are arranged concisely in the form of phrases (not sentences).



**Figure 2.** Path Analysis Test Results

Source: Processed Primary Data (2025)

**Table 2.** Hypothesis Test Results

			Estimate	S.E.	C.R.	P	Label
PENJ	<---	PEO	,703	,063	11,07	**	
		U			1	*	
PU	<---	PEO	,478	,066	7,207	**	
		U				*	
PU	<---	PENJ	,364	,058	6,255	**	
						*	

Source: Processed Primary Data (2025)

$$\left[ PEOU_t^1 PU_t^2 PENJ_t^3 \right] = \left[ PEOU_t^1 PU_t^2 PENJ_t^3 \right] \begin{bmatrix} 0 & b_1 & b_2 & 0 & 0 & 0 & 0 & b_3 & 0 \end{bmatrix} + \varepsilon_t$$

The description of the image/graph is placed below the image/graph and the table title is placed above it. Each first letter in the phrase image, graph and table begins with a capital letter.

## Discussion

In the discussion section, authors should present arguments, focusing on considering whether the results obtained are consistent with the hypothesis or not. Relevant literature should be considered when discussing the results relative to results from previous studies (recent literature is recommended).

## CONCLUSION


The conclusion should be the answer to the formulation of the research problem, and is described in narrative form, not in points or statistical sentences. Methodological limitations that are considered important are also clearly stated. Theoretical and practical contributions, as well as explanations of research limitations and suggestions, can also be described in this section.


## REFERENCE

References and citations in this article follow Harvard's Cite Them Right style or other Harvard styles. Make sure every source cited in the text is listed in the reference list, and vice versa, all references in the list must be cited in the article. To facilitate this process, authors are advised to use software such as Mendeley Desktop, EndNote, Grammarly, or similar applications.

 Download Mendeley Desktop:  
<https://www.mendeley.com/autoupdates/installers/1.19.8>

 Harvard style guide (Cite Them Right):  
<https://www.mendeley.com/guides/harvard-citation-guide>

 Mendeley usage guide (PDF):  
<https://feis.uin-suska.ac.id/wp-content/uploads/2021/11/panduan-mendeley-final.pdf>  
<https://repository.unja.ac.id/5689/1/Tutorial%20Penggunaan%20Mendeley.pdf>

 Mendeley usage video tutorial:

<https://www.youtube.com/watch?v=dQgdiZDw-tU>

As an additional option, authors can also utilize web-based reference generators such as:

 <https://www.mybib.com/>

 <https://www.citethisforme.com/>

to reduce errors in writing citations and bibliographies. Citation Example → (Kotler dan Keller, 2012; F. Hair Jr *et al.*, 2014; Cepeda-Carrion, Cegarra-Navarro dan Cillo, 2019; Osma *et al.*, 2021; Purwanto dan Sudargini, 2021; Adebayo dan Butcher, 2022; Shaid, 2022; Im, Chung dan Qin, 2023; Ma dan Li, 2023)

#### Example of Bibliography:

Adebayo, A.D. dan Butcher, J. (2022) “Community Empowerment in Nigeria’s Tourism Industry: An Analysis of Stakeholders’ Perceptions,” *Tourism Planning & Development*, hal. 1–21. Tersedia pada: <https://doi.org/10.1080/21568316.2022.2127865>.

Cepeda-Carrion, G., Cegarra-Navarro, J.-G. dan Cillo, V. (2019) “Tips to use partial least squares structural equation modelling (PLS-SEM) in knowledge management,” *Journal of Knowledge Management*, 23(1), hal. 67–89. Tersedia pada: <https://doi.org/10.1108/JKM-05-2018-0322>.

F. Hair Jr, J. *et al.* (2014) “Partial least squares structural equation modeling (PLS-SEM): An emerging tool in business research,” *European Business Review*, 26(2), hal. 106–121. Tersedia pada: <https://doi.org/10.1108/EBR-10-2013-0128>.

Im, J., Chung, Y.K. dan Qin, D. (Daisy) (2023) “Exploring diversity, equity, and inclusion in hospitality and tourism firms through the organizational justice and stakeholder theories,” *Tourism Management*, 95, hal. 104662. Tersedia pada: <https://doi.org/https://doi.org/10.1016/j.tourman.2022.104662>.

Kotler, P. dan Keller, K.L. (2012) *Marketing Management*. 14 ed. Bergen: Prentice Hall.

Ma, J. dan Li, F. (Sam) (2023) “How does self-construal shape tourists’ image perceptions of paradox destinations? The mediating roles of cognitive flexibility and destination involvement,” *Tourism Management*, 95, hal. 104664. Tersedia pada: <https://doi.org/https://doi.org/10.1016/j.tourman.2022.104664>.

Osma, B.G. *et al.* (2021) “Opinion-shopping: firm versus partner-level evidence,” *Accounting and Business Research*, hal. 1–42. Tersedia pada: <https://doi.org/10.1080/00014788.2021.1945909>.

Purwanto, A. dan Sudargini, Y. (2021) “Partial Least Squares Structural Squation Modeling (PLS-SEM) Analysis for Social and Management Research: A Literature Review,” *Journal of Industrial Engineering & Management Research*, 2(4), hal. 114–123. Tersedia pada: <https://jiemar.org/index.php/jiemar/article/download/168/130>.

Shaid, N.J. (2022) *Pengertian Strategi Pemasaran dan Contoh-contohnya*, *KOMPAS.com*. Tersedia pada: <https://money.kompas.com/read/2022/08/05/223655626/pengertian-strategi-pemasaran-dan-contoh-contohnya?page=all> (Diakses: 10 Oktober 2022).

**Author Profile:**

**1. First Author:**

Name :

Affiliation :

City :

Email :

Phone No. :

**2. Second Author:**

Name :

Affiliation :

City :

Email :

Phone No. :

**3. ...**