Diserahkan: Bulan Tahun / Direvisi: Bulan Tahun / Diterima: Bulan Tahun

Jurnal Mekanika, Industri, Listrik dan Otomasi

https://akses.ptki.ac.id/jurnal/index.php/jmilo/

JUDUL

Tulis Nama Penulis[11], Tulis Nama Penulis [2], Tulis Nama Penulis [3], Tulis Nama Penulis [4], Tulis Nama Penulis [5]

[1]*Tulis Afiliasi Penulis Disini, alamat, Kode Pos, dan Negara.*

Abstarak. Abstrak dengan tidak lebih dari 300 kata harus disertakan untuk mencerminkan isi makalah. Abstrak yang ringkas dan faktual diperlukan. Abstrak harus menyatakan secara singkat konteks masalah (latar belakang), tujuan/sasaran penelitian, metode utama, hasil dan kesimpulan utama (kontribusi). Abstrak sering kali disajikan secara terpisah dari artikel, sehingga harus dapat berdiri sendiri. Oleh karena itu, Referensi/kutipan harus dihindari. Selain itu, singkatan yang tidak standar atau tidak umum harus dihindari, tetapi jika penting, singkatan tersebut harus didefinisikan saat pertama kali disebutkan dalam abstrak itu sendiri.

Keywords: **Diurut berdasarkan Abjad; Kata Pertama ditulis dengan Huruf Kapital; dari A ke Z, Maximum 5 keywords; pisahkan dengan tanda titik koma (;) antar keyword.**

1. Pendahuluan

Berikan latar belakang dan konteks permasalahan yang memadai berdasarkan tinjauan pustaka. Nyatakan tujuan karya dan tekankan orisinalitasnya. (state of the art). Introduction text - Introduction text - Introduction text -

Introduction Text - (Foundation, 2016).

2. Metode

Berikan metode yang cukup rinci agar karya tersebut dapat direproduksi. Metode yang telah dipublikasikan harus ditunjukkan dengan referensi: hanya modifikasi yang relevan yang harus dijelaskan.

Methodology text -methodology text -methodology text -methodology text -methodology text -methoology text -methodology text -methodology text -methodology text -Methodology text -methodology text -methodology text - methodology text - methodology text (Aparna et al., 2016).

2.1. Ukuran Dataset

Methodology text – sise of dataset - sise of dataset - sise of dataset - sise of dataset - sise of dataset - sise of dataset – Methodology text – sise of dataset - sise of dataset - sise of dataset - sise of dataset - sise of dataset - sise of dataset – Methodology text – sise of dataset - sise of dataset - sise of dataset - sise of dataset - sise of dataset – (Gromacs, 2016).

Rumus harus diberi nomor secara berurutan di seluruh naskah sebagai Persamaan 1 dan Persamaan 2. Dalam kasus di mana turunan rumus telah disingkat, akan sangat membantu bagi para pengulas jika turunan lengkapnya dapat disajikan pada lembar terpisah (tidak untuk dipublikasikan).

Rumus harus dipusatkan dan diberi nomor.

$$f = \frac{1}{2\pi\sqrt{LC}} \tag{1}$$

where L is the length of river, C is the coefficient of runoff – Result text – Result text – Result text – Result text:

$$P_{Total,Gen} = \sum_{j=1}^{m} P_{Gen_j} \tag{2}$$

where P_{gen} is the generated precipitation - Discussion text - Discussion text - Discussion text - Discussion text - Discussion text - Discussion text - Discussion text - Discussion text - Discussion text - Discussion text - Discussion text - Discussion text - Discussion text - Discussion text – (Rester, 2008).

2.2. LPG Applications in Vehicles

Methodology text – sise of dataset - sise of dataset - sise of dataset - sise of dataset - sise of dataset - sise of dataset – Methodology text – sise of dataset - sise of dataset - sise of dataset - sise of dataset - sise of dataset - sise of dataset – Methodology text – sise of dataset - sise of dataset - sise of dataset - sise of dataset - sise of dataset – Methodology text – sise of dataset - sise of dataset - sise of dataset - sise of dataset - sise of dataset - sise of dataset – Methodology text – sise of dataset - sise of dataset - sise of dataset - sise of dataset - sise of dataset - sise of dataset –.

2.2.1. ORF primary frames

Methodology text – sise of dataset - sise of dataset - sise of dataset - sise of dataset - sise of dataset - sise of dataset – Methodology text – sise of dataset - sise of dataset - sise of dataset - sise of dataset - sise of dataset - sise of dataset – Methodology text – sise of dataset - sise of

dataset - sise of dataset - sise of dataset - sise of dataset - sise of dataset –. Methodology text – sise of dataset - sise of dataset - sise of dataset - sise of dataset - sise of dataset - sise of dataset –. Methodology text – sise of dataset - sise of dataset - sise of dataset - sise of dataset - sise of dataset - sise of dataset –. Methodology text – sise of dataset - sise of dataset - sise of dataset - sise of dataset - sise of dataset - sise of dataset - sise of dataset –. Methodology text – sise of dataset - sise of dataset - sise of dataset - sise of dataset - sise of dataset.

Tabel harus asli (bukan gambar yang disematkan), tidak ada batas vertikal (hanya batas horizontal dan tebal), menggunakan spasi tunggal, ukuran font 11 seperti yang ditunjukkan pada Tabel 1. Tabel harus dipusatkan dan diberi nomor sebagaimana mestinya.

Tabel 1 Number of receptors in each container

Experiment	Container	Receptor
1	50	28
2	100	14
3	150	9
4	200	7
5	250	5

Penjelasan singkat mengenai makna dan arti penting Tabel – Metode eksperimen dapat didukung dengan diagram, menunjukkan proses secara jelas dan dilengkapi dengan legenda, skala/dimensi jika diperlukan (Gambar 1).

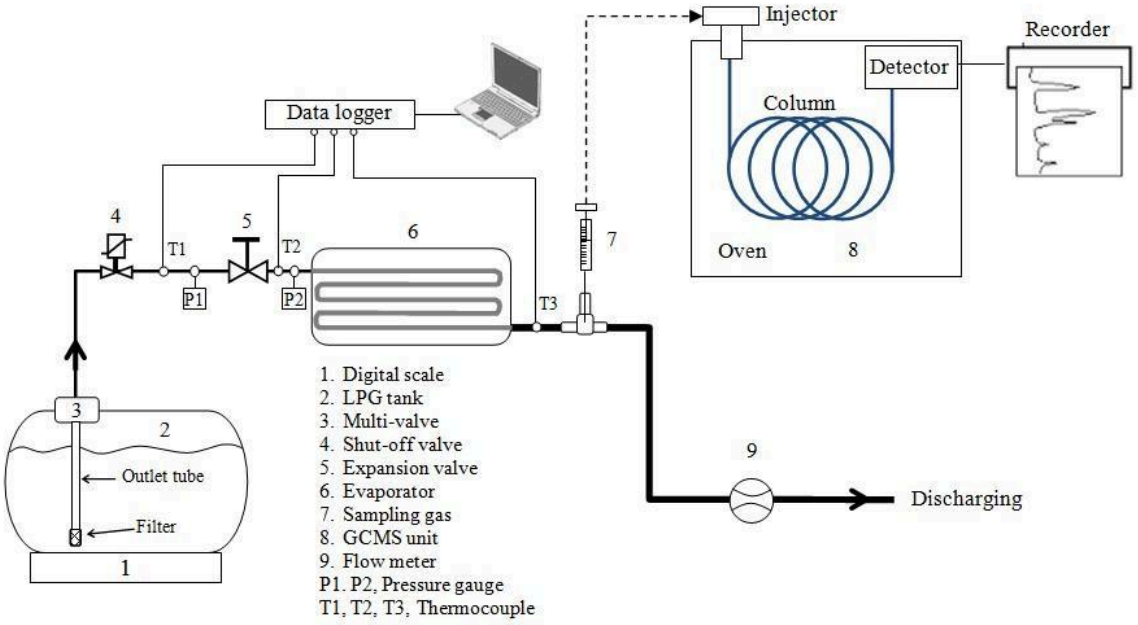

Gambar 1 Experiment set-up and apparatus

3. Hasil dan Diskusi

3.1. System Performance Benchmark

Hasil harus jelas dan ringkas. Tunjukkan hanya temuan yang paling signifikan atau utama dari penelitian. Pembahasan harus mengeksplorasi signifikansi hasil penelitian. Pembahasan atau perbandingan yang memadai antara hasil penelitian saat ini dengan artikel serupa yang diterbitkan sebelumnya harus disediakan untuk menunjukkan posisi penelitian saat ini (jika tersedia). Result text -Result text - Result text - Result text - Result text - in Figure 1. Result text -Result text - Result text - Result text - Result text - Result text -Result text - Result text -

Result text - Result text - Result text -Result text - Result text - Result text - Result text - Result text -Result text - Result text - Result text - Result text -.

3.1.1. Memory performance result

Result text -Result text - Result text - Result text. Result text -Result text - Result text - Result text - Result text - Result text -Result text - Result text - Result text - Result text – Experimental results are presented in Figure 2.

Figures 2a and 2b shows the RAM speed SMP both for integer and floating point, respectively (Stillinger and Rahman, 1974).

Harap masukkan gambar yang bisa dilihat, disematkan dalam file word maupun dalam format asli (tidak disematkan, sebagai file pendukung selama pengiriman online). Untuk pencetakan, format vektor lebih disukai. Untuk foto, dll., resolusi 300 dpi harus disediakan. Pastikan semua teks dalam Gambar dapat dibaca - ukuran font ≥ 8pt. Gambar dan keterangan harus diberi nomor dan dipusatkan.

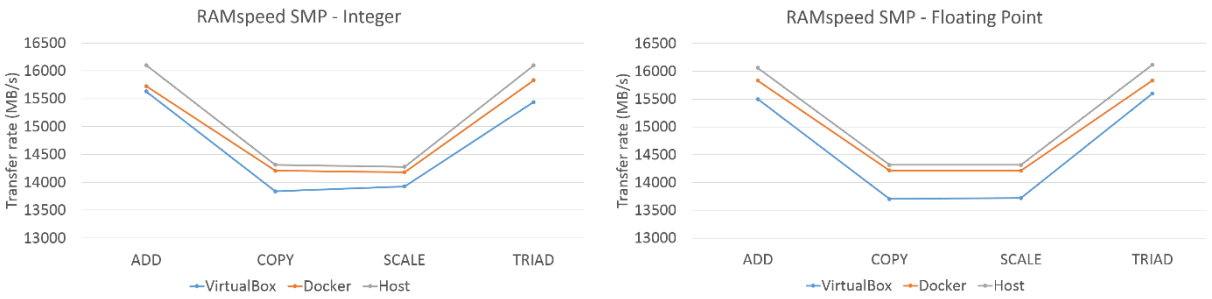

(a) (b)

Gambar 2 Memory performance result: (a) Integer; and (b) Floating point

Discussion text - Discussion text - Discussion text - Discussion text - Discussion text - Discussion text - Discussion text - Discussion text - Discussion text - Discussion text - Discussion text - Discussion text - Discussion text - Discussion text – (Chung et al., 2016).

3.1.2. Storage performance result

Result text -Result text - Result text - Result text - Result text – (Figure 3). Result text -Result text - Result text - Result text - Result text - Result text -Result text - Result text - Result text - Result text - Result text -Result text - Result text - Result text - Result text - Result text -Result text - Result text - Result text - Result text - Result text -Result text - Result text - Result text - Result text - in Figure 1. Result text -Result text - Result text - Result text - Result text - Result text -Result text - Result text - Result text - Result text - Result text -Result text - Result text - Result text - Result text - Result text -Result text - Result text - Result text - Result text -.

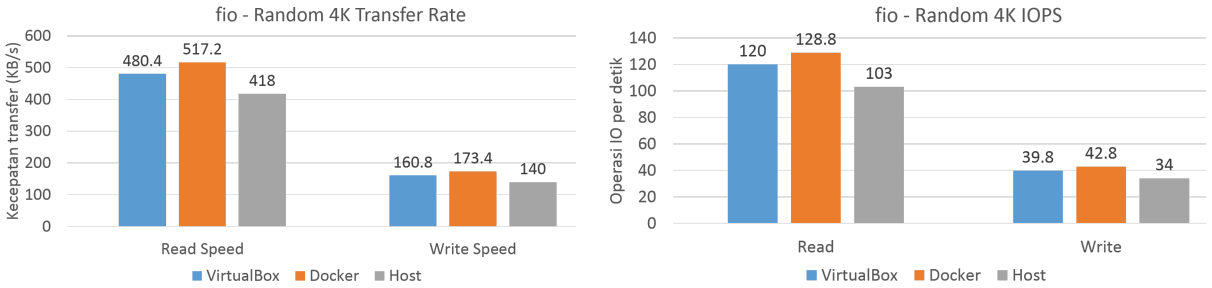

(a) (b)

Gambar 3 Storage performance result

Discussion text - Discussion text - Discussion text - Discussion text - Discussion text - Discussion text - Discussion text - Discussion text - Discussion text - Discussion text - Discussion text - Discussion text - Discussion text – (Chung et al., 2016).

3.2. Molecular Dynamics Results

Discussion text - Discussion text - Discussion text - Discussion text - Discussion text - Discussion text - Discussion text - Discussion text - Discussion text - Discussion text - Discussion text - Discussion text - Discussion text - Discussion text.

4. Kesimpulan

The main conclusion of the study may be presented in a short Conclusions section, which may stand-alone. It should not repeat the Results, instead provide significant findings and contribution of the study.

Conclusion text - Conclusion text - Conclusion text - Conclusion text - Conclusion text - Conclusion text - Conclusion text - Conclusion text - Conclusion text - Conclusion text - Conclusion text - Conclusion text - Conclusion text - Conclusion text.

Ucapan Terimakasih

Berikan ucapan terima kasih yang sesuai. Cantumkan di sini individu atau lembaga yang memberikan bantuan, pendampingan selama penelitian (misalnya, pemberian hibah, fasilitas laboratorium, bantuan penulisan atau pemeriksaan akhir artikel, dll.). Jika berupa hibah, harap cantumkan nomor dan tahun hibah diterima.

Daftar Pustaka

Listed in alphabetical order (A-Z) of author's last name, year. Title of the Article. *Journal's Title*, Volume(issue), pp. page-page

Aparna, K., Nair, M.K., 2016. Incorporating Stability and Error-based Constraints for A novel Partitional Clustering Algorithm. *International Journal of Technology*, Volume 4, pp. 691–700

Berawi, M.A., 2004. Quality Revolution: Leading the Innovation and Competitive Advantages. *International Journal of Quality & Reliability Management*, Volume 21(4), pp. 425–438

Bruker, 2005. *APEX2, SAINT and SADABS*. Bruker AXS Inc., Madison, Wisconsin, USA

Chung, M.T., Quang-Hung, N., Nguyen, M.T., Thoai, N., 2016. Using Docker in High Performance Computing Applications. *In:* IEEE Sixth International Conference on Communications and Electronics (ICCE), pp. 52–57

Gang-Ji, Z., 2008. *Hydrodinamics and Water Quality, Modeling Rivers, Lakes, and Estuaries*. Wiley-Interscience, John Wiley & Sons, Inc., Hoboken, New Jersey, USA

Gromacs Manual 4.5.4., 2011. What and Why Gromacs? Available Online at: ftp://ftp.gromacs.org/pub/manual/manual-4.5.4.pdf, Accessed on December 22, 2016

Kusrini, E., Saleh, M.I., 2009. Luminescence and Structural Studies of Yttrium and Heavier Lanthanide-picrate Complexes with Pentaethylene Glycol. *Inorganic Chimica Acta*, Volume 362, pp. 4025–4030

Mamat, M., Kusrini, E., Yahaya, A., Hussein, M.Z., Zainal, Z., 2009. Synthesis and Characterization of Zn-Al-Anthranilate Nanocomposites. *In:* Proceedings of the 25th Regional Conference on Solid State Science and Technology 2009, Perlis, 2 December, Malaysia

Mettam, G.R., Adams, L.B., 1994. *Introduction to the Electronic Age*. In: Jones, B.S., Smith, R.Z. (Eds.), E-Publishing, Inc. New York, pp. 281–304

Rester, U., 2008. From Virtuality to Reality—Virtual Screening in Lead Discovery and Lead Optimization: A Medicinal Chemistry Perspective. *Current Opinion in Drug Discovery & Development*, Volume 11(4), pp. 559–568

Stillinger, F.H., Rahman, A., 1974. Improved Simulation of Liquid Water by Molecular Dynamics. *The Journal of Chemical Physics*, Volume 60(4), pp. 1545–1557

- **Maksimum 10 Halaman (or about 4,000 to 6,000 words)**