

PIKA – CUSTOMIZING SEARCH RESULTS AND FULL RECORD DISPLAY

Customizing Search Results

Go to **Pika Configuration** and **Library System**

▼ Pika Configuration

Library Systems

Go to **Searching & Search Results**

► Searching

▼ Search Results

Show Search Tool is located up at the bottom of the page after a patron either does a search or views a Browse Category. The Search Tools is where patrons get RSS feed, email, save or export a search.

☐ Show Search Tools


Search Tools: [Get RSS Feed](#) [Email this Search](#) [Save Search](#) [Export To Excel](#)

The checked off items will show in the **Search Results** when searching for items.

Optional details to show for a record in search results :

- ☒ Show Series
- ☒ Publisher
- ☒ Publisher Date
- ☒ Editions
- ☒ Physical Descriptions
- ☒ Show Language
- ☒ Show Accelerated Reader Information
- ☒ Show Lexile Information

Here is an example of some of the fields that are checked off in the **Search Results**. Since the records are grouped, you can see more of the checked fields when you open up an edition.




10) **Harry Potter and the sorcerer's stone: Harry Potter Series, Book 1**

Author: J.K. Rowling
Series: Harry Potter (Original series) volume 1.
Year ... at Hogwarts volume 1.
Harry Potter volume bk. 1.
Year ... at Hogwarts volume bk. 1.
Harry Potter

Accelerated Reader: IL: MG - BL: 5.5 - AR Pts: 12
Lexile Score: 880

Harry Potter and the sorcerer's stone
(Book)



Uniform Title: Harry Potter and the philosopher's stone.
Author: Rowling, J. K.,
Contributors: GrandPré, Mary, illustrator.
Series: Harry Potter (Original series) volume 1.
Published: New York : A.A. Levine Books, [1998].
Format: Book
Edition: 1st American edition.
Physical Desc: vi, 309 pages : illustrations ; 24 cm.
Accelerated Reader: IL: MG - BL: 5.5 - AR Pts: 12
Lexile Score: 880
Rating: Middle School.
Status: **On Shelf**
119 copies, 2 people are on the wait list.
1 copy on order.

PIKA – CUSTOMIZING SEARCH RESULTS AND FULL RECORD DISPLAY

When the **Always Show Selected Search Results Main Details** is checked, each of the selected optional details will always be displayed. It will have specific details or it will say, “Varies, see individual formats and editions” or “Not supplied”. When off, the selected **Optional details** will be displayed only when the detailed information is supplied.

☐ Always Show Selected Search Results Main Details

Here is an example of the **Optional details** displayed when the **Always Show Selected Search Results Main Details** box is checked.



★★★★★

4) The Hobbit: or there and back again

Author: J. R. R. Tolkien

Series: Lord of the rings
Cassette classics library 10
Jackanory
BBC drama
BBC audio collection

Publisher: Varies, see individual formats and editions

Pub. Date: Varies, see individual formats and editions

Customizing Full Record Display

Go to **Pika Configuration** and **Library System**.

▼ Pika Configuration

Library Systems

Go to **Full Record Display**.

► Full Record Display

If the **Show Text This**, **Show Email This**, and **Show Sharing To External Sites** boxes are checked, you patrons will see the links when searching for items.

▼ Full Record Display

☒ Show Text This

☒ Show Email This

☒ Show Sharing To External Sites

More Info

Add a Review

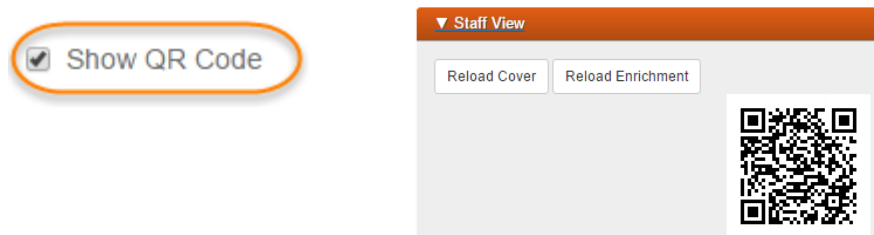
Add To List

SHARE



PIKA – CUSTOMIZING SEARCH RESULTS AND FULL RECORD DISPLAY

The **Show QR Code** information shows up in the **Staff View**, once you click go into the full record view.



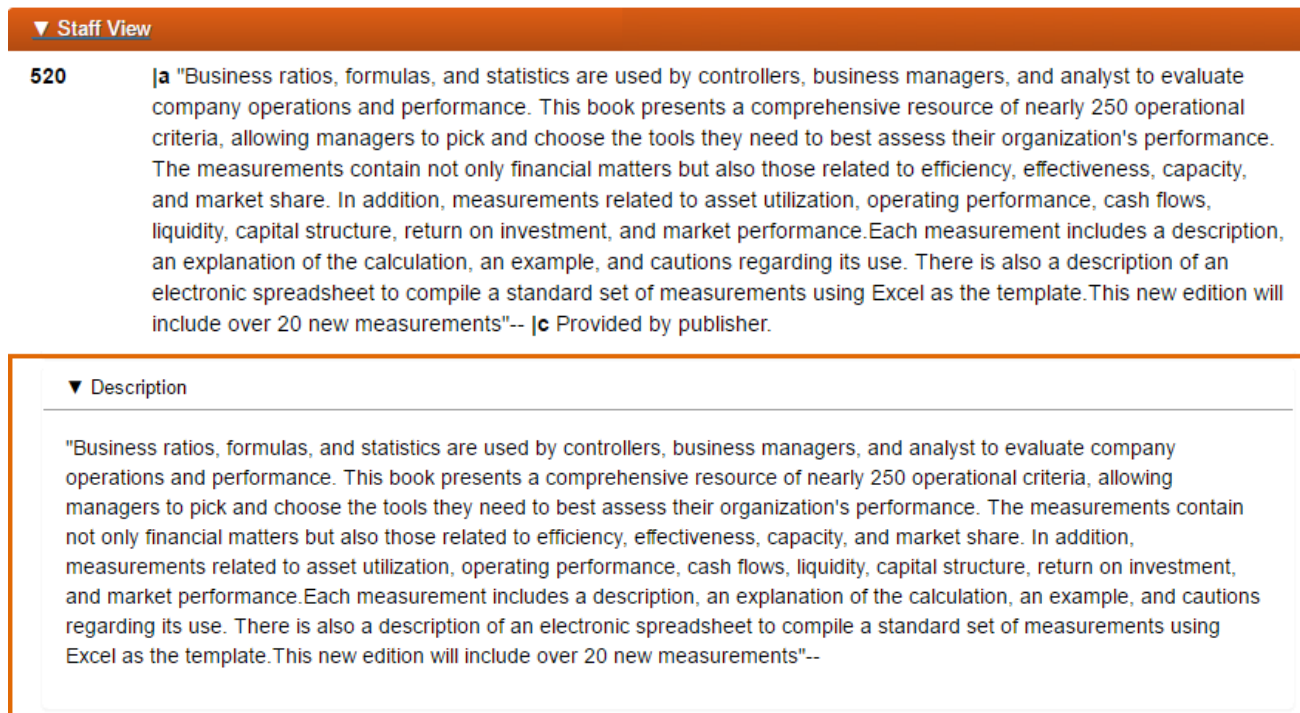
Show Tagging is something that Marmot encourages you to turn off. Similar functionality can be accomplished using public lists which are more powerful. We do have support for it, because there are a number of tags still in the system.



Notes Tab Name can be changed since some libraries prefer alternate wording like “Description”. This is for bibs that have the **520 Note** field.



Here is an example of a **Notes Tab Name** changed to **Description**.

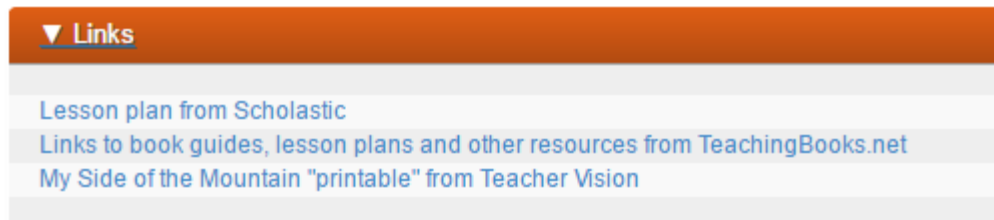


PIKA – CUSTOMIZING SEARCH RESULTS AND FULL RECORD DISPLAY

The **Show 856 Links as Tab** is for anything that shows up in the 856 field. Enabling this functionality will add a Links bar in the same area where Copies and Table of Contents are shown. The location can be configured within the More Details option.

☒ Show 856 Links as Tab

Here is an example of the Links for a record using the **Show 856 Links as Tab**.



Show Check-in Grid is available for use with Millennium and Sierra systems that have the serials module enabled.

☐ Show Check-in Grid

Here is an example of a library that is using the Show Check-in Grid.



Show Staff View can be disabled, if you do not want to see it. The Staff View is located at the bottom of the page for each item.

☒ Show Staff View

► Staff View

▼ Staff View

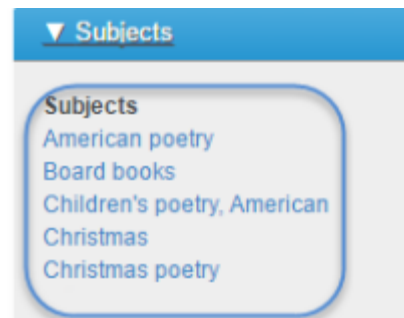
PIKA – CUSTOMIZING SEARCH RESULTS AND FULL RECORD DISPLAY

Customization by Subject

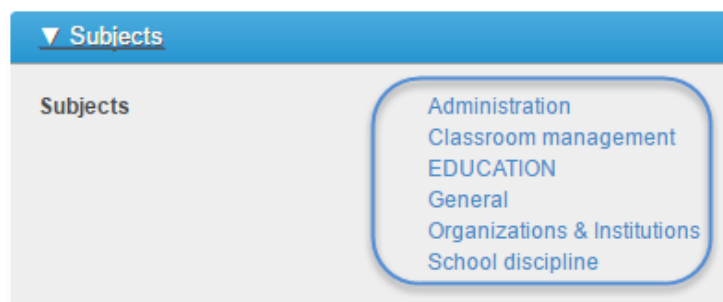
Checking any of the subject boxes will show different information in the full record display.

- ☒ Show Library of Congress Subjects
- ☒ Show Bisac Subjects
- ☒ Show OCLC Fast Subjects
- ☒ Show Other Subjects

Here are examples of **Library of Congress** and **Bisac** subjects.



Here are examples of **OCLC Fast** and **Other** subjects.



Customizing the Details Sections

Which details to show in the main/top details section controls what information is shown up at the top or bottom of the full record display. If you remove any of the items listed below, they will no longer show up in the full record display. Instead, they will show up under the **More Details** tab. It is your decision about how much information you want shown in the full record display. Note: This configuration applies to individual records (not Grouped Works).

Which details to show in the main/top details section :

- ☒ Published
- ☒ Formats
- ☒ Editions
- ☒ Physical Descriptions
- ☒ Locations
- ☐ ISBNs
- ☐ Show Accelerated Reader Information
- ☐ Show Lexile Information

[▶ More Details](#)

Here is an example of an item with information at the top of the record, as well as More Details.

The hobbit, or, There and back again /

(Book)

Uniform Title: [Hobbit.](#)
Author: [Tolkien, J. R. R.](#)
Contributors: [Hague, Michael,](#)
Series: [Lord of the rings](#)
Published: New York : Houghton Mifflin, 1984.
Format: Book
Physical Desc: 290 pages : ill. (some col.) ; 27 cm.
Rating: Ages 10 and up.
Status: [Available from another library](#)
[View 26 copies](#)

▼ More Details

Language: English
ISBN: 0395362903, 9780395362907, 0395520215, 9780395520215
Accelerated Reader: UG
 Level 6.6, 16 Points
Lexile Score: 1000


Notes

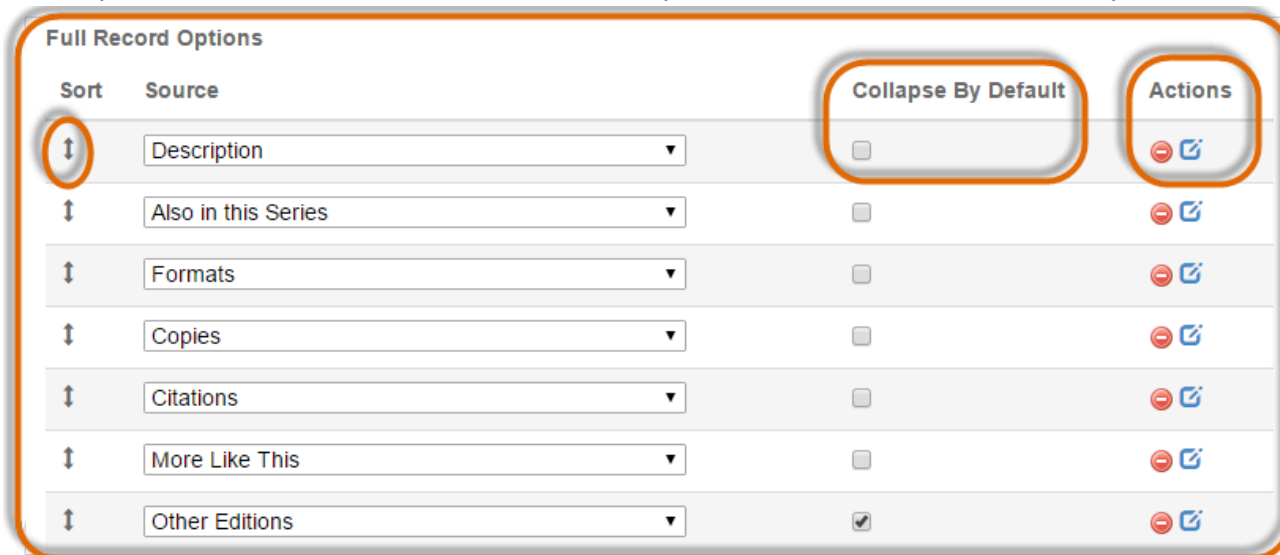
Description Bilbo Baggins, a respectable, well-to-do hobbit, lives comfortably in his hobbit-hole until the day the wandering wizard Gandalf chooses him to share in an adventure from which he may never return.






















Target Audience Ages 10 and up.

PIKA – CUSTOMIZING SEARCH RESULTS AND FULL RECORD DISPLAY

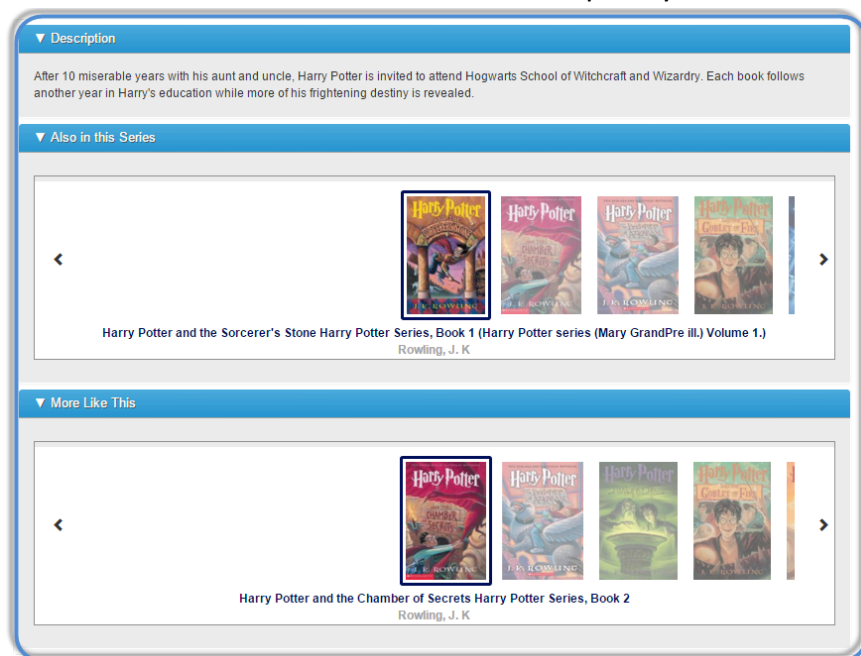
Full Record Options can change the order of the bars listed in the full record display. You can also change what is opened or closed by using the Collapse By Default. These changes are a personal preference for each library.

You can **Sort** each **Source** by dragging and dropping them using the  arrows. The **Collapse By Default** allows you to show information in a closed or open format. The **Actions** allows you delete or edit a source.



Sort	Source	Collapse By Default	Actions
	Description	<input type="checkbox"/>	 
	Also in this Series	<input type="checkbox"/>	 
	Formats	<input type="checkbox"/>	 
	Copies	<input type="checkbox"/>	 
	Citations	<input type="checkbox"/>	 
	More Like This	<input type="checkbox"/>	 
	Other Editions	<input checked="" type="checkbox"/>	 

Here is an example of an item that has the **Description**, **Also in this Series**, and **More Like this** open. The rest of the information is checked to Collapse By Default.



▼ Description

After 10 miserable years with his aunt and uncle, Harry Potter is invited to attend Hogwarts School of Witchcraft and Wizardry. Each book follows another year in Harry's education while more of his frightening destiny is revealed.

▼ Also in this Series

Harry Potter and the Sorcerer's Stone Harry Potter Series, Book 1 (Harry Potter series (Mary GrandPre ill.) Volume 1.) Rowling, J. K.

▼ More Like This

Harry Potter and the Chamber of Secrets Harry Potter Series, Book 2 Rowling, J. K.

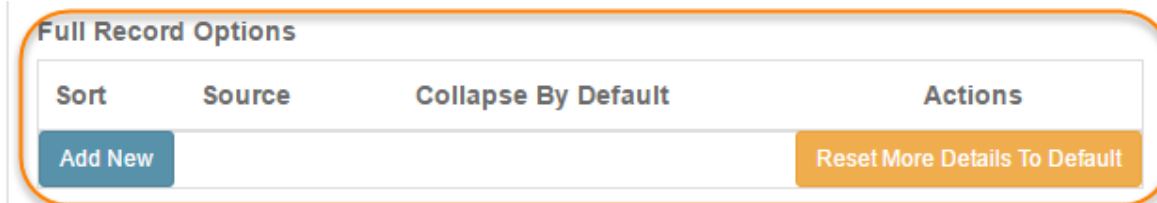


- ▶ Table of Contents
- ▶ Subjects
- ▶ Similar Series From Novelist
- ▶ Similar Titles From Novelist
- ▶ Similar Authors From Novelist
- ▶ Borrower Reviews
- ▶ Published Reviews
- ▶ Reviews from GoodReads
- ▶ Tagging
- ▶ Staff View

PIKA – CUSTOMIZING SEARCH RESULTS AND FULL RECORD DISPLAY

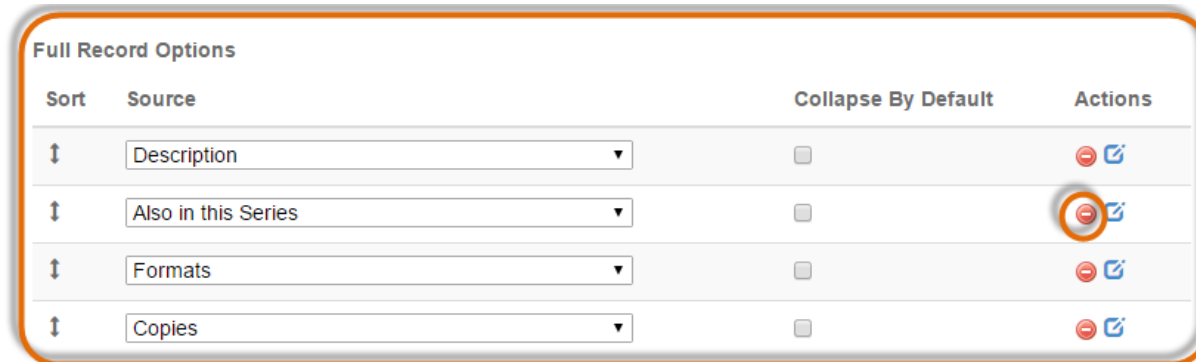
System Admins Only

The **Reset More Details To Default** resets all the information in the **Full Record Display**. If you do not have the Full Record Options setup, you can click on this button, and it will bring everything over. This is a good starting point.



The image shows a form titled "Full Record Options". It has a table with four columns: "Sort", "Source", "Collapse By Default", and "Actions". Below the table is a blue "Add New" button. To the right of the table is a yellow button labeled "Reset More Details To Default", which is highlighted with an orange border.

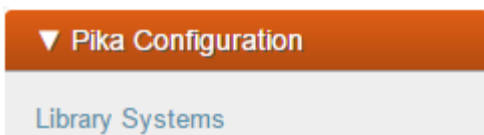
If you completely delete a **Full Record Options**, it does not show in the full record display.



The image shows a table titled "Full Record Options" with four columns: "Sort", "Source", "Collapse By Default", and "Actions". The table contains four rows of options: "Description", "Also in this Series", "Formats", and "Copies". Each row has a checkbox in the "Collapse By Default" column and a red minus icon in the "Actions" column. The red minus icon for the "Also in this Series" row is highlighted with an orange circle.

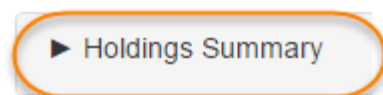
Customizing Holding Summary

Go to **Pika Configuration** and **Library System**.



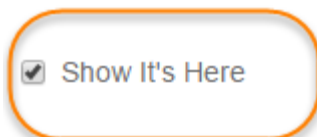
The image shows a sidebar menu with two items: "Pika Configuration" (highlighted with an orange background) and "Library Systems" (with a blue background).

Go to **Holdings Summary**.



The image shows a button labeled "Holdings Summary" with a right-pointing triangle icon, highlighted with an orange border.

Show it's Here will show the message, "**It's Here**," instead of On Shelf when Pika detects that a patron is inside your library based on IP address or the branch parameter.



The image shows a checkbox labeled "Show It's Here" with a checked mark, highlighted with an orange border.