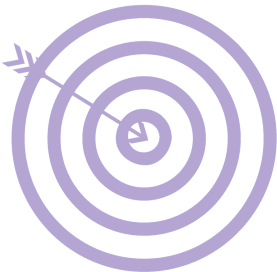






# The HyperDocs HyperDoc

	Learning Target
	<p>You will work your way through a HyperDoc to:</p> <ul style="list-style-type: none"><li>• Describe what HyperDoc is and what it is not.</li><li>• Explain the difference between a HyperDoc and a Multimedia Text Set</li><li>• Check out some examples of HyperDocs</li><li>• Create or remix a HyperDoc of your own</li><li>• Share your HyperDoc with our group</li><li>• Reflect on how HyperDocs can benefit your instruction</li></ul>

	Engage (15 min) - Whole Group
	<p>What's all the buzz about HyperDocs?</p> <ul style="list-style-type: none"><li>• <a href="#">Watch Me!</a></li><li>• <a href="#">Quotes from the experts</a></li></ul> <p>Share a new thought, idea, ah-ah or wondering in the Google Q and A. Then, respond to somebody else's thought.</p>

	Explore (30 min) - Partner
	<p>Click <a href="#">HERE</a> to explore this Multimedia Text Set (MMTS) on HyperDocs!</p> <p>As you explore, share interesting findings in our Google Q and A. Spend some reading and commenting on other's thoughts.</p>



This is a  
HyperDoc



## Explain (40 min) - Whole Group

At its core, a HyperDoc is an interactive lesson plan that replaces the traditional “teacher in the front, worksheet on the desk” model and puts learning and thinking in the hands of the students.

- Multimedia Text Set or HyperDoc? [What's the difference?](#)
- Let's learn how to HyperDoc! [Use this template to guide you.](#)



## Apply (60 min) - Independent

Now you are ready to plan for and create your own HyperDoc based on the brainstorming we did in the Explain section.

Looking for a tool to help you plan your your HyperDoc in depth?

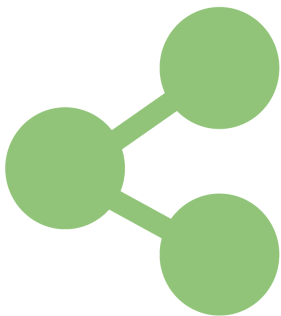
[CLICK HERE](#)

Here are 3 ways to get started creating:

- Use a Template (see your planning document for all templates)
- Remix a HyperDoc created by someone else. [SAMPLES](#)
- Create from scratch (Docs, Slides, Sites, Maps, ThingLink etc.)

Interested in incorporating a Multimedia Text Set?

- [Game board Template](#)
- [Table Template](#)



## Share (15 min) - Independent

Share your HyperDocs for others to see!

- Post the shareable link in our Google Q and A chat.
- Share your HyperDoc in relevant schoology groups and in the Bridge to Curriculum!

Check out some of the other HyperDocs that have been created by your peers.

This is a  
HyperDoc



## Reflect (10 min) - Independent

- Think of one word to describe HyperDocs. Post your thought in our [Answer Garden](#)
- Reflect on the questions below using this [Padlet](#)
  - What do you think? Do HyperDocs have a place in your instruction?
  - Where would you place yourself on the HyperDoc learning progression?





1 CURIOUS "crawl"	2 CREATION "walk"	3 IMPACT "run"	4 TRANSFORMATION "fly"
			
<ul style="list-style-type: none"><li>• Explore new solutions for teaching with tech</li><li>• Learn web tools</li><li>• Utilize Google Apps</li><li>• Imagine the potential</li></ul>	<ul style="list-style-type: none"><li>• Create single lesson plans</li><li>• Customize design</li><li>• Practice workflow</li><li>• Reimagine previous lessons</li></ul>	<ul style="list-style-type: none"><li>• Package lessons in new ways</li><li>• Develop units of study and collections</li><li>• Reflect on progress</li><li>• Consider new possibilities</li></ul>	<ul style="list-style-type: none"><li>• Share lessons</li><li>• Transform your space into blended learning environment</li><li>• Demonstrate shifts in pedagogy</li><li>• Make connections beyond classroom</li></ul>

Figure 2-24

## Extend (optional)

- Improve your HyperDoc
  - Evaluate your HyperDoc with these checklists!
    - [SAMR and DOK checklist](#)
    - [ISTE standards and the 4C's](#)
  - Play around with the formatting, colors, fonts and images of your HyperDoc! It does not have to look like the template, just remember to keep the content: engage, explore, explain, apply, share, reflect, extend. Need help designing? Check out these Design School challenges:
    - [Google Docs Design School](#)
    - [Google Slides Design School](#)
- Learn More about HyperDocs:
  - Take our HyperDocs Schoology course for an in-depth experience (ESS - BETTIH)



This is a  
HyperDoc

- HyperDoc Videos:
  - Check out weekly episodes of [HyperDocs on Air](#)
  - Check out the [YouTube Playlist](#) about HyperDocs
    - Pick up a copy of the [HyperDoc Handbook](#)
    - Websites
  - [Teachers Give Teachers](#)
  - [HyperDocs Website](#)
  - [Facebook Group](#)
- Connect with other HyperDoc creators on Twitter:
  - @JeffcoEdTech
  - @LHighfill
  - @SarahLandis
  - @KellyiHilton
  - @TsGiveTs
  - #HyperDocs
  - #Give1Take1