

actionaid


2000

A MOOD



Peer E

April 20

Published



**HOW**





# ABOJU

Activista Nigeria is a youth-led movement committed to eradicating poverty through social justice campaigns. Established in 2007, the movement has grown into a network of over 2,000 volunteers and youth activists across 30 states and the Federal Capital Territory (FCT). Built on the principles of democracy, equality, due process and equity, we believe that true progress comes from empowering young people to take charge of their futures.

Our vision is to see a society where youth are at the forefront of driving change, challenging injustices, holding leaders accountable and shaping policies that impact their lives. To make this a reality, we focus on building a strong network of self-organising Activista cells throughout the country. These cells serve as spaces for young people to gain the skills, knowledge and support needed to take action on pressing social justice issues in their communities and beyond.

Through advocacy, collaboration and a deep commitment to systemic change, we are nurturing a generation of informed and engaged citizens who are passionate about making a difference. We believe that when young people unite with a shared purpose, they can create pathways to lasting transformation, ensuring a more just and equitable society for all.

## **Our Thematic Areas**

- Social Justice
- Tax Justice
- Good Governance and Democracy
- Youth and Women Participation in Governance Processes
- Gender Equality
- Workers' and Citizens' Rights

# ANO

This toolkit belongs to every member of Activista Nigeria, from the comrade running a cell in a university campus in Benue, to the State Coordinator mobilising networks in Lagos, to the Working Committee member designing a campaign from Maiduguri. It was built for you, with you in mind.

Nigeria is approaching one of the most consequential electoral moments in recent history. The decisions made at the ballot box will shape governance, public accountability and the future of our communities for years to come. Activista Nigeria believes that informed citizens are the foundation of genuine democracy and that young people must be at the centre of that process, not on the margins.

This Digital Toolkit is structured into clear modules so you can go straight to what you need, share a specific section with your cell, or work through it from beginning to end. Use it, adapt it, share it, own it.



We Me

*In solidarity,*

**Pius Abakpa**

National Coordinator, Activista Nigeria | 2026

# HOW

This toolkit is organised into six modules. Each module is self-contained you can use them in order or go straight to the one most relevant to your work. Each module includes:

- ★ **Core Content:** The key knowledge and frameworks for that topic.
- ◆ **Fact Cards:** Visual summary cards with key facts, shareable on social media or printed for sessions.
- 📖 **Peer Educator Notes:** Step-by-step guidance for anyone facilitating a session on that module.
- ✉ **Campaign Templates:** Ready-to-use captions and messaging in English and Pidgin.

**REPORTING:** After every activity using this toolkit, complete the Activity Reporting Template in the Appendix and submit to the National Coordinator and Programmes Committee.

MODULE

Undo

Know

## What Does It Mean to Be a Citizen?

Citizenship is not just a legal status. It is an active relationship between a person and their society, one that comes with both rights and responsibilities. As young Nigerians, we are not passive recipients of governance. We are stakeholders in every decision made in our name.

## Your Core Political Rights as a Nigerian


Right	What It Means for You
Right to Vote	Every Nigerian citizen aged 18+ who is registered has the right to vote in federal, state and local government elections.
Right to Stand for Election	You have the right to contest for public office if you meet constitutional requirements.
Right to Information	You have the right to access information about how government and public institutions operate (FOI Act, 2011).
Right to Peaceful Assembly	You can organise, protest and participate in civic life without fear, within legal limits.
Right to Hold Government Accountable	You can demand transparency, question public officials and challenge decisions affecting your community.
Right to Free Expression	You can speak freely on public issues, including through social media, without unlawful harassment.

## Your Responsibilities as a Citizen


- Register to vote and collect your Permanent Voter Card (PVC)
- Vote based on issues, policies and track records, not tribal loyalty, religious sentiment or cash
- Educate your peers, family members and community about civic participation
- Report electoral irregularities through appropriate channels
- Hold elected officials accountable after elections, not only during campaign season
- Participate in community governance; attend town halls, ward meetings and public hearings

## ◆ Fact Card; Module 1

# CIVIC



EV



# PEER

## Step-by-step

**Objective:** Help participants understand their civic rights and see themselves as active citizens, not bystanders.

**Time Required:** 20–25 minutes

**Materials:** This toolkit, Fact Card (Module 1), whiteboard or flip chart if available

### Facilitation Steps

1. Open by asking: 'What does it mean to be a Nigerian citizen?' Let 2–3 people respond without correction.
2. Introduce the rights table. Read each right aloud and ask: 'Have you ever felt this right was denied to you?'
3. Discuss responsibilities. Ask: 'Which of these do you already do? Which is hardest and why?'
4. Share the Fact Card. Ask participants to read one fact each aloud.
5. Close with a commitment: Ask each person to name one right they will exercise before the next election.

**PEER EDUCATOR TIP:** Do not lecture. Use the rights table as a conversation starter, not a reading exercise. The goal is for participants to connect these rights to their personal lived experiences.

MODULE

How

Under

## Key Electoral Institutions

**INEC (Independent National Electoral Commission):** The body responsible for organising, undertaking and supervising all elections in Nigeria. INEC manages voter registration, accreditation, result collation and declaration.

**SIEC (State Independent Electoral Commission):** Handles elections at the local government level within each state.

**Political Parties:** Registered organisations through which candidates contest elections. Over 18 parties are currently registered with INEC.

**Election Tribunals:** Independent judicial bodies that handle disputes arising from election results.

## The Electoral Cycle; Step by Step


6. Voter Registration; Citizens register with INEC and receive a PVC. Registration has periodic deadlines before elections.
7. Party Primaries; Political parties conduct internal elections to select candidates. This is where party members have influence.
8. Campaign Period; Candidates campaign publicly. Citizens should listen critically and demand policy positions, not just promises.
9. Election Day; Registered voters with their PVC visit their polling unit to vote. BVAS is used for accreditation.
10. Results Collation; Results are counted at polling unit level, then moved through ward, LGA, state and national collation centres.
11. Declaration and Disputes; INEC declares winners. Results can be challenged at the Election Tribunal within 21 days.

## ◆ Fact Card; Module 2

# HOW E



Nic



# PEER

## Step-by-step

**Objective:** Ensure participants understand how Nigeria's electoral system works from registration to declaration.

**Time Required:** 20–25 minutes

### Facilitation Steps

12. Ask: “Who here has voted before? What happened on election day, walk us through it.”
13. Walk through the six-step electoral cycle. Pause at each step for questions.
14. Use the BVAS step to explain voter accreditation, many people still have questions about this.
15. Discuss the collation process, this is where most manipulation happens. Help participants understand why observing collation matters.
16. Share the Fact Card. Ask: “Which of these facts surprised you?”

**PEER EDUCATOR TIP:** Spend extra time on results collation, this is where citizens need to be most alert. Most people do not know results must be announced publicly at the polling unit before being moved.

MODULE

Vote

YOUR P

## Why Registration Matters

Your Permanent Voter Card (PVC) is the single most important document you need to participate in Nigeria's democracy. Without it, you cannot vote, regardless of how old you are or how long you have lived in your community. Registration is free and INEC conducts registration exercises periodically across all states and the FCT.

## How to Register or Transfer Your Vote

**Step 1; Find your nearest INEC office:** Visit [www.inec.gov.ng](http://www.inec.gov.ng) or call 0800 909 6939 to locate your nearest registration point.

**Step 2; Bring valid identification:** A birth certificate, national ID card, international passport or any government-issued ID is acceptable.

**Step 3; Complete biometric registration:** INEC captures your photograph, fingerprints and other details. This takes about 10–15 minutes.

**Step 4; Collect your PVC:** Your PVC is usually ready within a few weeks at your registration centre.


**If you have moved:** Transfer your vote using the INEC Voter Transfer portal or at any INEC office. Always vote where your PVC is registered.

## ◆ Fact Card; Module 3

# VOTER



Re



# PEER

## Step-by-step

**Objective:** Ensure every participant knows how to register, collect their PVC and understand where to vote.

**Time Required:** 15–20 minutes

### Facilitation Steps

17. Take a quick poll: “How many of you have your PVC? How many are registered but haven’t collected? How many are not yet registered?”
18. Walk through the four registration steps simply and clearly.
19. Address common myths: “Registration takes too long.” “My vote doesn’t matter,” “I don’t know where to go.”
20. Create a group action: Identify unregistered participants and pair them with someone who can accompany them to INEC.
21. Share the Fact Card and ask participants to forward it to at least five contacts on WhatsApp.

**PEER EDUCATOR TIP:** Turn the registration conversation into a group action. Do not just inform, mobilise. Offer to go with people to the INEC office if you can.

MODULE

YOU

Hold p

## **What Is Political Accountability?**

Political accountability means that those who hold public office must answer to the people they serve. For young Nigerians, accountability starts with a single refusal; the refusal to sell your vote. It grows into a habit, asking questions, attending public hearings, demanding constituency project reports and using your voice to hold power to account.

## **Understanding Vote Buying**

Vote buying occurs when a candidate, party or their agents offer cash, food, gifts or other material inducements in exchange for votes. It is both illegal under Nigerian electoral law and deeply corrosive to democracy. It does not only happen on election day.

## **Red Flags; How to Recognise Vote Buying**

- Unsolicited cash transfers or gift distribution by campaign teams before an election
- Agents offering to 'buy' your PVC or asking to see your ballot paper after voting
- Community leaders being paid to 'deliver' votes from their constituency
- Voters being transported in groups to polling units with cash incentives
- Food, clothing or building materials distributed with a candidate's face printed on them


## **What You Can Do**

- Refuse the inducement, take nothing that comes with a condition attached to your vote
- Document and report, record evidence carefully and report to INEC, civil society observers or journalists
- Talk to your community, collective awareness is the strongest deterrent
- Contact the Police or ICPC, electoral offences are criminal
- Demand constituency project reports from your elected officials every year


COMMUNITY MESSAGE: Our vote is not for sale. Our future is not a transaction. Whatever they give you today, you will pay back for four years. Vote your conscience.

## **◆ Fact Card; Module 4**

# ACCCO



V O



# PEER

# Step-by-step

**Objective:** Build participants' resolve to resist vote buying and practise ongoing civic accountability.

**Time Required:** 20–25 minutes

## Facilitation Steps

22. Open honestly: “Has anyone here ever taken money from a politician before an election? You don't have to answer aloud, just think about it.”
23. Ask: ‘Why do people accept? What pressures do they face?’ Hear the community's reality without judgement.
24. Explain the true cost using the fact card. Make it concrete: ‘That road that floods every year, that is what your vote bought.’
25. Role-play: Someone offers you ₦5,000 at the polling unit. What do you say? What do you do?
26. Close: “What is your elected official's name? What have they done in your constituency this year?”

**PEER EDUCATOR TIP:** Do not shame people who have accepted money before. Acknowledge the economic pressure they face, then redirect — the goal is collective resolve, not individual guilt.

MODULE

Dig

Advoc

## What Is Digital Citizenship?

Digital citizenship means using the internet, social media and digital tools responsibly, safely and effectively, especially in the context of civic participation. Our phones are one of our most powerful advocacy tools. But they are also a space where misinformation, voter suppression and political manipulation happen every day.

## Media Literacy; How to Spot Fake News

**Check the source:** Is this a verified news organisation or a random website created last week? Check the URL carefully.

**Check the date:** Old news stories are frequently recycled as 'breaking news' during elections to cause panic or confusion.

**Read beyond the headline:** Headlines are often misleading. Read the full story before sharing.

**Reverse image search:** Run photographs through Google Images to check when and where they were originally published.

**Cross-check with multiple sources:** If a major story is only appearing on one platform, treat it with caution.

**Check for emotional language:** Content designed to make you feel outraged or afraid is often designed to bypass your critical thinking.



## Campaign 1; Voter Registration Drive

**English:** Your vote is your voice, but only if you're registered. If you're 18+ and don't have your PVC yet, visit the nearest INEC office today. Registration is free. Democracy belongs to those who show up. #ActivistaNigeria #YourVoteYourPower #NigeriaDecides

**Pidgin:** You wan talk say government no dey work? Start from here, go register your vote. If you no get PVC, your voice no count for this election. Na free thing. Just go INEC office near you. #ActivistaNigeria #YourVoteYourPower

### Campaign 2; Anti-Vote-Buying

**English:** They will offer you ₦5,000 today. For the next four years, you will pay it back through bad roads, broken hospitals, empty schools and zero accountability. Your vote is worth more than that. Don't sell it. #VoteWithYourConscience #ActivistaNigeria

**Pidgin:** Dem go give you 5k now. But for four years, you go suffer. No light, no road, no hospital. Na your vote dem buy to collect everything. Hold your vote. #ActivistaNigeria #YourVoteNoBeForSale

### Campaign 3; Election Day Reminder

**English:** Today is the day. Carry your PVC. Go to your polling unit early. Vote your conscience. Stay calm. Protect your vote. Your presence matters. #ElectionDay #ActivistaNigeria #NigeriaDecides

**Pidgin:** Today na the day. Carry your PVC go polling unit early. Vote who you believe. No sell, no exchange. Your vote go count. #ActivistaNigeria #NigeriaDecides

### Campaign 4; Countering Misinformation

**English:** Before you share that post — verify it. Check the source. Check the date. Ask yourself: who benefits from you believing this? Fight misinformation. Protect democracy. #FactsFirst #ActivistaNigeria

**Pidgin:** Before you repost that thing — check am first. Na true? Where e come from? Who send am? No be everything wey dey internet na real. Think before you share. #ActivistaNigeria #CheckBeforeYouShare


## ◆ Fact Card; Module 5

# DIGITA



Nic

---



# PEER

# Step-by-step

**Objective:** Build participants' ability to advocate responsibly online and identify electoral misinformation.

**Time Required:** 20–25 minutes

**Materials:** This toolkit, Fact Card (Module 5), phones (participants can use their own)

## Facilitation Steps

27. Ask: “Has anyone here shared a post and later found out it was fake? How did it feel?”
28. Walk through the six media literacy checks. Do a live demonstration using a phone if possible.
29. Run a quick exercise: Show a sample headline and ask: “What would you check before sharing this?”
30. Go through the social media templates together. Ask participants to choose one and personalise it for their state or cell.
31. Challenge: Ask every participant to post or forward one civic education message before leaving the session.

**PEER EDUCATOR TIP:** Make this session interactive. The best way to teach media literacy is to practise it live, in the room, with real phones. Do not just read from the toolkit, demonstrate.

MODULE

Pepee

Teach

## Who Is a Peer Educator?

A peer educator is any Activista Nigeria member who shares civic knowledge with others in their community, whether in a formal session, a casual conversation, a WhatsApp group or a classroom. You do not need a degree in political science. You need this toolkit, your lived experience and the willingness to start a conversation.

## Qualities of an Effective Peer Educator

- Listens more than they speak
- Meets people where they are, not where they think people should be
- Uses local language and everyday examples
- Creates safe space for honest questions, including basic ones
- Does not shame people for what they don't know
- Follows up, civic education is not a one-time event

## Full Session Guide

Step	Duration	What to Do
1. Opening	10 mins	Welcome participants. Introduce yourself and Activista Nigeria. Ask what people already know about elections, listen without correcting.
2. Civic Rights	20 mins	Use Module 1. Focus on the rights table and responsibilities. Ask participants to connect each right to a personal experience.
3. Electoral Process	15 mins	Use Module 2. Walk through the six-step cycle. Spend extra time on results collation and citizen observers.
4. Voter Registration	15 mins	Use Module 3. Take a quick poll on who has a PVC. Identify unregistered participants and create an action plan with them.
5. Accountability	15 mins	Use Module 4. Facilitate the vote-buying discussion. Role-play a refusal scenario.
6. Digital Citizenship	15 mins	Use Module 5. Do a live fact-check exercise. Share the social media templates.
7. Commitments and Close	10 mins	Ask each participant to state one action they will take. Document commitments. Close with solidarity.

## Adapting Sessions for Different Contexts

**University campus:** Focus on Module 3 and Module 5. Students are online, use social media templates immediately.

**Market community:** Focus on Module 4 and Module 1. Keep language in Pidgin or local dialect. Use Fact Cards as handouts.

**WhatsApp group:** Run a text-based version over 3–5 days. Share one Fact Card per day. Use campaign templates as group posts.

**Women's group:** Include a specific focus on women's right to vote without spousal interference. Emphasis on Module 1 and Module 4.

**Persons with Disabilities:** INEC provides accessible voting support. Ensure participants know their right to assistance at polling units.

**GROUND RULES FOR ALL SESSIONS:**

- ✓ No question is too basic.
- ✓ We speak from our own experience, not on behalf of others.
- ✓ We respect disagreement — civic education includes different views.
- ✓ What is shared here stays here, unless the group agrees otherwise.
- ✓ Phones may be used for fact-checking — not for distraction.

◆ **Fact Card; Module 6**

# PEER E



# AK



# APPEAL

After every civic education activity, Cell Coordinators and State Coordinators are required to complete and submit this template to the National Coordinator and Programmes Committee.

Field	Details
Name of Coordinator	
State / Cell	
Module(s) Used	
Activity Title	
Date of Activity	
Location / Platform	
Number of Participants	
Gender Breakdown (M / F / Other)	
Key Topics Discussed	
Challenges Encountered	
Participants' Key Questions or Concerns	
Actions Committed to by Participants	
Follow-Up Required	
Submitted By	
Date of Submission	

# USEFUL

Organisation	Contact / Resource
INEC (Voter Registration and Enquiries)	<a href="http://www.inec.gov.ng">www.inec.gov.ng</a>   0800 909 6939
ICPC (Reporting Electoral Corruption)	<a href="http://www.icpc.gov.ng">www.icpc.gov.ng</a>
ActionAid Nigeria	<a href="http://www.actionaidnigeria.org">www.actionaidnigeria.org</a>
Activista Nigeria	ActivistaNigeria on Instagram, X and Facebook
Yiaga Africa (Election Observation)	<a href="http://www.yiaga.org">www.yiaga.org</a>
CLEEN Foundation	<a href="http://www.cleen.org">www.cleen.org</a>
INEC Situation Room	<a href="mailto:situationroom@inecnigeria.org">situationroom@inecnigeria.org</a>

## Recommended Reading

- INEC Voter Education Manual, available at INEC offices and on their website
- ActionAid Nigeria: Citizens and the Electoral Process, policy brief



*This toolkit is a living document. It will be updated as the electoral context evolves.  
Distribute freely within the Activista Nigeria network and beyond.*

