

West Village

Railway To Dawson Continues

For all the up-to-the-minute information, join us in [Klondike Addicts 101!](#)



West Village is the 7th installation of the Railway to Dawson. It will be open to levels 43 and above. Once you travel to West Village, the 24 hours timer on Silver will begin. Be sure you have completed all there and collected your resources! Again, you will find your Tent will contain your storage from your home station, so you will not need to carry any supplies with you. You will also have the Bonfire at the entrance to craft sausage from frogs and fire. Upon arrival, you will find a short video to welcome you and your contract will await you on the right of your game screen.



(click map to enlarge)

Approximate energy consumption of about 22,000. On location, you can get about 5000 energy.

Storage - Tent



All items in storage at home are here.

Bonfire



1  = 5  + 20  (5 minutes)

Empty Station



No construction necessary.

Barter: 5  = 2  + 8  Limit 21

List of needed resources for builds(Does not include optional barterers)

3 	10 	8 	13 	12 	64 
9 	53 	10 	12 	16 	27 
37 	20 	3 	3 	72 	8 
10 	8 	8 	10 	12 	5 
10 	15 	20 	5 	8 	3 
10 	1 				



Found in Toolboxes on location



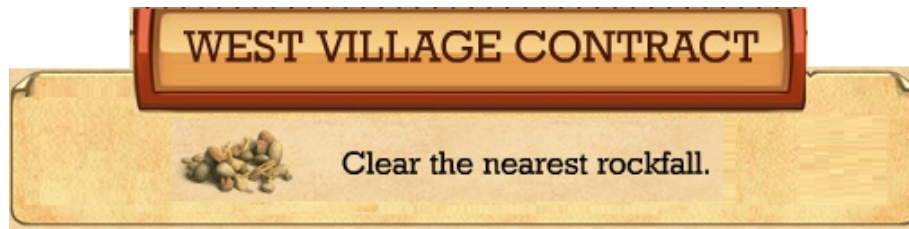
Lifting Hook




Received when 3rd platform is restored.




CONTRACT





Step 1) 1 tool  + 10  + 8  (Tools are found in the Toolbox / Box of Supplies)

Step 2) 5 



WEST VILLAGE CONTRACT



Find and chase away all the wolves.

There is a total of three wolves, each with a density of 35 energy.
Attention! Cartridges can be create in the Empty Station on this location.

$$5 \text{ (Cartridge)} = 2 \text{ (Wood)} + 8 \text{ (Rope)} \quad \text{Limit 21}$$



WEST VILLAGE CONTRACT



Restore a railway stretch.

Build 2 Rails

Rail 1


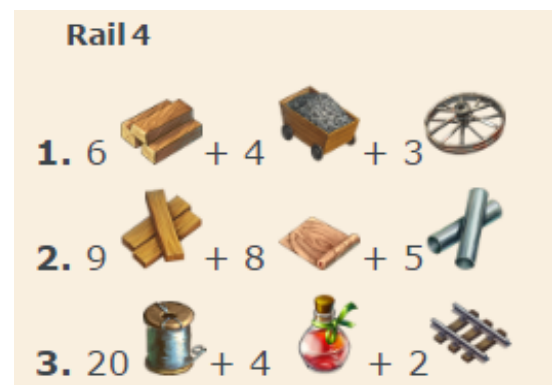
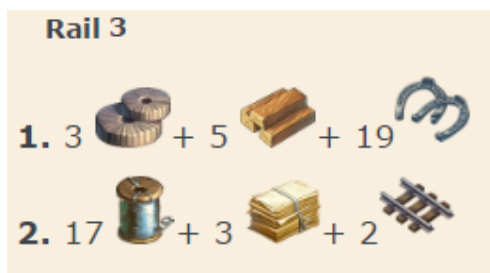
$$\begin{aligned} 1. & 6 \text{ (Wood)} + 5 \text{ (Rope)} + 3 \text{ (Wheel)} \\ 2. & 8 \text{ (Wood)} + 5 \text{ (Saw)} + 2 \text{ (Rail)} \end{aligned}$$

Rail 2

$$\begin{aligned} 1. & 6 \text{ (Wood)} + 4 \text{ (Rope)} + 8 \text{ (Wheel)} \\ 2. & 9 \text{ (Wood)} + 8 \text{ (Rope)} + 12 \text{ (Wheel)} \\ 3. & 8 \text{ (Wood)} + 3 \text{ (Rope)} + 2 \text{ (Rail)} \end{aligned}$$



Complete 2 Rails starting at the 2nd Platform



WEST VILLAGE CONTRACT






Find the Toolbox.






WEST VILLAGE CONTRACT



Clear the rockfall.









1 Tool  + 8  + 15  (Tools are found in the Toolbox / Box of Supplies)

8  + 10  + 4 



WEST VILLAGE CONTRACT

Restore the third platform.

- Step 1) 15  + 8  + 10 
- Step 2) 5  + 12  + 8 
- Step 3) 8  + 5  + 10 

Crane appears on after the platform is restored. (Crane will be restored in a later quest.)



WEST VILLAGE CONTRACT



Find and inspect the Abandoned Cargo.



WEST VILLAGE CONTRACT



Restore the Crane.



$$1 \text{ Crane} + 15 \text{ Wood} + 20 \text{ Iron}$$

Barter

$$1 \text{ Cage} = 5 \text{ Spool} + 3 \text{ Brick} \quad (\text{limit of } 15)$$

$$3 \text{ Wrench} = 5 \text{ Bucket} + 1 \text{ Iron} \quad (\text{limit of } 8)$$

WEST VILLAGE CONTRACT



Clear the rockfall near the tunnel.

$$\begin{array}{l}
 1 \text{ [Pickaxe]} + 5 \text{ [Bucket]} + 8 \text{ [Striped Cloth]} \\
 5 \text{ [Wood Plank]} + 3 \text{ [Lever]} + 10 \text{ [Jar]}
 \end{array}$$



WEST VILLAGE CONTRACT



Restore a railway stretch.

Rail 5

$$\begin{array}{l}
 1.6 \text{ [Wood Plank]} + 4 \text{ [Stone Block]} + 3 \text{ [Wheel]} \\
 2.9 \text{ [Wood Plank]} + 8 \text{ [Wood Plank]} + 5 \text{ [Lever]} \\
 3.20 \text{ [Spool]} + 4 \text{ [Potion]} + 2 \text{ [Rail Segment]}
 \end{array}$$

Rail 6

$$\begin{array}{l}
 1.6 \text{ [Gravel]} + 5 \text{ [Wood Plank]} + 3 \text{ [Wheel]} \\
 2.8 \text{ [Wood Plank]} + 5 \text{ [Saw Blade]} + 2 \text{ [Rail Segment]}
 \end{array}$$



REWARDS

Gift for Completing West Village Contract



Gift for Clearing West Village



Created by: [Doug Bowman](#)

Come and Join the Fun @ [Klondike Addicts 101](#) Released May 25, 2017

Enlarge Map with Directions

