






**GRADES 1 to 12
DAILY LESSON LOG**

School:	Visit DepEdResources.com for More	Grade Level:	I
Teacher:		Learning Area:	ENGLISH
Teaching Dates and Time:	MAY 13 - 17, 2024 (WEEK 7)	Quarter:	4 TH QUARTER

I. OBJECTIVES	MONDAY	TUESDAY	WEDNESDAY	THURSDAY	FRIDAY
A. Content Standards	Listening Comprehension -The learner demonstrates understanding of story elements and text structures for effective oral expression.	Listening Comprehension -The learner demonstrates understanding of story elements and text structures for effective oral expression.	Listening Comprehension -The learner demonstrates understanding of story elements and text structures for effective oral expression	(Grammar) -The learner demonstrates understanding of concepts of verbs, pronouns, and prepositions in meaningful messages	(Vocabulary) The learner demonstrates understanding of word meaning for correct usage.
B. Performance Standards	Listening Comprehension -The learner correctly identifies elements of literary and informational texts to aid meaning getting.	Listening Comprehension -The learner correctly identifies elements of literary and informational texts to aid meaning getting.	Listening Comprehension -The learner correctly identifies elements of literary and informational texts to aid meaning getting.	(Grammar) -The learner constructs grammatically correct-simple sentences in theme-based conversations using verbs, pronouns, and prepositions	(Vocabulary) -The learner correctly uses familiar words in speaking activities
C. Learning Competencies/ Objectives Write the LC for each	EN1LC- IVa-j-3.12 Listen to narrative and informational text or poem and Give one's reaction to an event or issues.	EN1LC- IVa-j-3.12 Listen to narrative and informational text or poem and Give one's reaction to an event or issues.	EN1LC- IVa-j-3.12 Listen to narrative and informational text or poem and Give one's reaction to an event or issues.	EN1G-IVf-j-5 Adjectives Recognize describing words for people, objects, things and places (color, shape, size, height, weight, length, distance, etc.	EN1V-IVf-j-12.1 Give the meaning of words using clues (TPR, pictures, body movements, etc.)
II. CONTENT					
III. LEARNING RESOURCES					
A. References					
1. Teacher's Guide pages	Pages 320-323	Pages 323-326	Pages 326-329	Pages 329-331	Pages 332-333
2. Learner's Materials pages	Page 104	Page 105	Page 106	Page 107	Page 108

3. Textbook pages					
B. Other Learning Resources					
IV. PROCEDURES					
A. Reviewing previous lesson or presenting the new lesson	<p>Teacher: Today, we read the first half of the story entitled "tutulili"</p>	<p>Introduces the poem "at the zoo". (lyrics of poem is at TG on page 323) write in a manila paper the lyrics of a poem.</p>	<p>Introduces the poem, "wee willie winkie" Teacher posts the lyrics of a poem on the board and have the pupils recite the poem Have them think a simple questions about the poem. (lyrics is at TG on page 326)</p>	<p>Recite the poem "clap your hands."</p>	<p>Recite the poem "at the zoo" Talk with their seatmate and think of questions about the lines 4-6 of the poem.</p>
B. Establishing a purpose for the lesson	<p>Posts a picture on the board. Have the pupils answer the teachers questions. Pupils pretend to be reporters and think of simple questions for the person in the picture. (pic. Is at TG on page 320)</p>	<p>Teacher: Today, we are going to continue to read the second half of the story entitled "tutuli.</p>	<p>Teacher: Today, you will Recognize action words.</p>	<p>Teacher: Today, you will able to recognize describing words.</p>	<p>Teacher: Today, you will identify the action words.</p>
C. Presenting examples/instances of the new lesson	<p>Call some pupil to share their answer in front of the class. Original File Submitted and Formatted by DepEd Club Member - visit depedclub.com for more</p>	<p>Ask a volunteer to recall the first half of the events of the story they heard yesterday. Teacher posts a picture on the board, and asks questions about it.</p>  <p>Call some pupil to pretend they are reporters and have them ask questions based on the picture presented.</p>	<p>Teacher posts a picture on the board and asks questions about it.</p>  <p>Call some pupil pretend to be a reporter. The reporter will think a simple questions from the picture posted on the board.</p>	<p>Posts a picture and asks questions about it.</p>  <p>-pupils will study the picture. And answer the questions. -pupils answer questions about the picture and talk about it.</p>	<p>Teacher posts a picture on the board, and asks questions about it. Pupils pretend to be reporters and think of simple questions to ask the person in the picture.</p>

			The reporter will call some of her classmate to answer her question.	Have them all pretend to be a reporters and think of simple questions.	
D. Discussing new concept and practicing new skills #1	Teacher shows the cover of the book in class and asks questions about it. Pupils listen carefully and focus on the details of the story.	Have them share their answers based form the given questions of the chosen reporters. Teacher will prepares the pupils for the rereading of the second part of the story.	Asks the pupils to retell the second part of the story. Encourage them to retell the story in English.	Posts a mystery picture on the board (pic. Is at TG) give a full instructions to the pupils	Have them think a simple question they want to ask the boy about? Have them share/ compare their questions with their seatmate. Encourage them to present their work in front of the class.
E. Discussing new concepts and practicing new skills #2	Teacher reads pages 4-11 of the story in a class. Pause at some parts of the story to ask questions.	Teacher : - Re-reads the second half of the story.	Teacher reads the third part of the story with prediction, and notes some difficult words in the story. Explain the meaning of the difficult words. Encourage them to participate the discussion.	Read the direction/ instruction to the class (pls. refer to TG on page 331) let them do the task	Encourage each pupil to participate the class discussion. Guide each in making the task.
F. Developing mastery (Leads to formative assessment)	-post some new words have the pupils gives the meaning of the new words.	Teacher discusses the story. Encourage each to participate the class discussion	-teacher discuss the whole part of the story. Encourage the class to retell the story from the beginning till the end.	Encourage each to participate.	Divide the class into groups Play a game charades
G. Finding practical/ application of concepts and skills in daily living	Ask: What is the story all about?	Asks questions about the story. (Questions is at TG on page 324-325)	Asks questions about the story. (1-11 questions is at TG on page 328-329)	By pair activity: Do the same task with your seatmates, one will give the descriptions while the other one will draw. Exchange roles too.	Group activity Game “ charades: The group who guesses the correct answer will get a point. (instructions is at TG on page 333)
H. Making generalizations and abstractions about the lesson	Answer the following quesrions: (please refer to LM on page 104)	Ask: What mean by : <ul style="list-style-type: none"> ● Imitates ● Ticked ● snoring 	Ask: What lesson did you learn from the story?	Ask: What is describing words?	Ask: What is action words?
I. Evaluating Learning	Remind them to retell the first part of the story to their families.	Direction: Color all the animals in the picture	Direction: Draw a line to match the pictures with the correct action words.	Direction: Color all the adjectives, then draw a line to connect these words	Direction: Draw a line to match the sentence with the picture

		(please refer to LM on page 105)	(please refer to LM on page 106)	(please refer to LM on page 107)	(Please refer to LM on page 108)
J. Additional activities for application or remediation			Asks the pupils to retell the whole story to their families		Checking and recording
V. REMARKS					
VI. REFLECTION					
A.No. of learners who earned 80% in the evaluation	___ of Learners who earned 80% above	___ of Learners who earned 80% above	___ of Learners who earned 80% above	___ of Learners who earned 80% above	___ of Learners who earned 80% above
B.No. of learners who require additional activities for remediation who scored below 80%	___ of Learners who require additional activities for remediation	___ of Learners who require additional activities for remediation	___ of Learners who require additional activities for remediation	___ of Learners who require additional activities for remediation	___ of Learners who require additional activities for remediation
C. Did the remedial lessons work? No. of learners who have caught up with the lesson	___ Yes ___ No ___ of Learners who caught up the lesson	___ Yes ___ No ___ of Learners who caught up the lesson	___ Yes ___ No ___ of Learners who caught up the lesson	___ Yes ___ No ___ of Learners who caught up the lesson	___ Yes ___ No ___ of Learners who caught up the lesson
D. No. of learners who continue to require remediation	___ of Learners who continue to require remediation	___ of Learners who continue to require remediation	___ of Learners who continue to require remediation	___ of Learners who continue to require remediation	___ of Learners who continue to require remediation
E. Which of my teaching strategies worked well? Why did these work?	<p><i>Strategies used that work well:</i></p> <p>___ Group collaboration ___ Games ___ Solving Puzzles/Jigsaw ___ Answering preliminary activities/exercises ___ Carousel ___ Diads ___ Think-Pair-Share (TPS) ___ Rereading of Paragraphs/Poems/Stories ___ Differentiated Instruction ___ Role Playing/Drama ___ Discovery Method ___ Lecture Method</p> <p><i>Why?</i></p> <p>___ Complete IMs ___ Availability of Materials ___ Pupils' eagerness to learn ___ Group member's Cooperation in</p>	<p><i>Strategies used that work well:</i></p> <p>___ Group collaboration ___ Games ___ Solving Puzzles/Jigsaw ___ Answering preliminary activities/exercises ___ Carousel ___ Diads ___ Think-Pair-Share (TPS) ___ Rereading of Paragraphs/Poems/Stories ___ Differentiated Instruction ___ Role Playing/Drama ___ Discovery Method ___ Lecture Method</p> <p><i>Why?</i></p> <p>___ Complete IMs ___ Availability of Materials ___ Pupils' eagerness to learn ___ Group member's Cooperation in</p>	<p><i>Strategies used that work well:</i></p> <p>___ Group collaboration ___ Games ___ Solving Puzzles/Jigsaw ___ Answering preliminary activities/exercises ___ Carousel ___ Diads ___ Think-Pair-Share (TPS) ___ Rereading of Paragraphs/Poems/Stories ___ Differentiated Instruction ___ Role Playing/Drama ___ Discovery Method ___ Lecture Method</p> <p><i>Why?</i></p> <p>___ Complete IMs ___ Availability of Materials ___ Pupils' eagerness to learn ___ Group member's Cooperation in doing their tasks</p>	<p><i>Strategies used that work well:</i></p> <p>___ Group collaboration ___ Games ___ Solving Puzzles/Jigsaw ___ Answering preliminary activities/exercises ___ Carousel ___ Diads ___ Think-Pair-Share (TPS) ___ Rereading of Paragraphs/Poems/Stories ___ Differentiated Instruction ___ Role Playing/Drama ___ Discovery Method ___ Lecture Method</p> <p><i>Why?</i></p> <p>___ Complete IMs ___ Availability of Materials ___ Pupils' eagerness to learn ___ Group member's Cooperation in doing their tasks</p>	<p><i>Strategies used that work well:</i></p> <p>___ Group collaboration ___ Games ___ Solving Puzzles/Jigsaw ___ Answering preliminary activities/exercises ___ Carousel ___ Diads ___ Think-Pair-Share (TPS) ___ Rereading of Paragraphs/Poems/Stories ___ Differentiated Instruction ___ Role Playing/Drama ___ Discovery Method ___ Lecture Method</p> <p><i>Why?</i></p> <p>___ Complete IMs ___ Availability of Materials ___ Pupils' eagerness to learn ___ Group member's Cooperation in</p>

	doing their tasks	doing their tasks			doing their tasks
F. What difficulties did I encounter which my principal or supervisor can help me solve?	<input type="checkbox"/> Bullying among pupils <input type="checkbox"/> Pupils' behavior/attitude <input type="checkbox"/> Colorful IMs <input type="checkbox"/> Unavailable Technology Equipment (AVR/LCD) <input type="checkbox"/> Science/ Computer/ Internet Lab <input type="checkbox"/> Additional Clerical works <i>Planned Innovations:</i> <input type="checkbox"/> Localized Videos <input type="checkbox"/> Making big books from views of the locality <input type="checkbox"/> Recycling of plastics to be used as Instructional Materials <input type="checkbox"/> local poetical composition	<input type="checkbox"/> Bullying among pupils <input type="checkbox"/> Pupils' behavior/attitude <input type="checkbox"/> Colorful IMs <input type="checkbox"/> Unavailable Technology Equipment (AVR/LCD) <input type="checkbox"/> Science/ Computer/ Internet Lab <input type="checkbox"/> Additional Clerical works <i>Planned Innovations:</i> <input type="checkbox"/> Localized Videos <input type="checkbox"/> Making big books from views of the locality <input type="checkbox"/> Recycling of plastics to be used as Instructional Materials <input type="checkbox"/> local poetical composition	<input type="checkbox"/> Bullying among pupils <input type="checkbox"/> Pupils' behavior/attitude <input type="checkbox"/> Colorful IMs <input type="checkbox"/> Unavailable Technology Equipment (AVR/LCD) <input type="checkbox"/> Science/ Computer/ Internet Lab <input type="checkbox"/> Additional Clerical works <i>Planned Innovations:</i> <input type="checkbox"/> Localized Videos <input type="checkbox"/> Making big books from views of the locality <input type="checkbox"/> Recycling of plastics to be used as Instructional Materials <input type="checkbox"/> local poetical composition	<input type="checkbox"/> Bullying among pupils <input type="checkbox"/> Pupils' behavior/attitude <input type="checkbox"/> Colorful IMs <input type="checkbox"/> Unavailable Technology Equipment (AVR/LCD) <input type="checkbox"/> Science/ Computer/ Internet Lab <input type="checkbox"/> Additional Clerical works <i>Planned Innovations:</i> <input type="checkbox"/> Localized Videos <input type="checkbox"/> Making big books from views of the locality <input type="checkbox"/> Recycling of plastics to be used as Instructional Materials <input type="checkbox"/> local poetical composition	<input type="checkbox"/> Bullying among pupils <input type="checkbox"/> Pupils' behavior/attitude <input type="checkbox"/> Colorful IMs <input type="checkbox"/> Unavailable Technology Equipment (AVR/LCD) <input type="checkbox"/> Science/ Computer/ Internet Lab <input type="checkbox"/> Additional Clerical works <i>Planned Innovations:</i> <input type="checkbox"/> Localized Videos <input type="checkbox"/> Making big books from views of the locality <input type="checkbox"/> Recycling of plastics to be used as Instructional Materials <input type="checkbox"/> local poetical composition
G. What innovation or localized materials did I use/discover which I wish to share with other teachers?	<i>The lesson have successfully delivered due to:</i> <input type="checkbox"/> pupils' eagerness to learn <input type="checkbox"/> complete/varied IMs <input type="checkbox"/> uncomplicated lesson <input type="checkbox"/> worksheets <input type="checkbox"/> varied activity sheets <i>Strategies used that work well:</i> <input type="checkbox"/> Group collaboration <input type="checkbox"/> Games <input type="checkbox"/> Solving Puzzles/Jigsaw <input type="checkbox"/> Answering preliminary activities/exercises <input type="checkbox"/> Carousel <input type="checkbox"/> Diads <input type="checkbox"/> Think-Pair-Share (TPS) <input type="checkbox"/> Rereading of Paragraphs/Poems/Stories <input type="checkbox"/> Differentiated Instruction <input type="checkbox"/> Role Playing/Drama <input type="checkbox"/> Discovery Method <input type="checkbox"/> Lecture Method <i>Why?</i> <input type="checkbox"/> Complete IMs <input type="checkbox"/> Availability of Materials <input type="checkbox"/> Pupils' eagerness to learn	<i>The lesson have successfully delivered due to:</i> <input type="checkbox"/> pupils' eagerness to learn <input type="checkbox"/> complete/varied IMs <input type="checkbox"/> uncomplicated lesson <input type="checkbox"/> worksheets <input type="checkbox"/> varied activity sheets <i>Strategies used that work well:</i> <input type="checkbox"/> Group collaboration <input type="checkbox"/> Games <input type="checkbox"/> Solving Puzzles/Jigsaw <input type="checkbox"/> Answering preliminary activities/exercises <input type="checkbox"/> Carousel <input type="checkbox"/> Diads <input type="checkbox"/> Think-Pair-Share (TPS) <input type="checkbox"/> Rereading of Paragraphs/Poems/Stories <input type="checkbox"/> Differentiated Instruction <input type="checkbox"/> Role Playing/Drama <input type="checkbox"/> Discovery Method <input type="checkbox"/> Lecture Method <i>Why?</i> <input type="checkbox"/> Complete IMs <input type="checkbox"/> Availability of Materials <input type="checkbox"/> Pupils' eagerness to learn	<i>The lesson have successfully delivered due to:</i> <input type="checkbox"/> pupils' eagerness to learn <input type="checkbox"/> complete/varied IMs <input type="checkbox"/> uncomplicated lesson <input type="checkbox"/> worksheets <input type="checkbox"/> varied activity sheets <i>Strategies used that work well:</i> <input type="checkbox"/> Group collaboration <input type="checkbox"/> Games <input type="checkbox"/> Solving Puzzles/Jigsaw <input type="checkbox"/> Answering preliminary activities/exercises <input type="checkbox"/> Carousel <input type="checkbox"/> Diads <input type="checkbox"/> Think-Pair-Share (TPS) <input type="checkbox"/> Rereading of Paragraphs/Poems/Stories <input type="checkbox"/> Differentiated Instruction <input type="checkbox"/> Role Playing/Drama <input type="checkbox"/> Discovery Method <input type="checkbox"/> Lecture Method <i>Why?</i> <input type="checkbox"/> Complete IMs <input type="checkbox"/> Availability of Materials <input type="checkbox"/> Pupils' eagerness to learn <input type="checkbox"/> Group member's Cooperation in	<i>The lesson have successfully delivered due to:</i> <input type="checkbox"/> pupils' eagerness to learn <input type="checkbox"/> complete/varied IMs <input type="checkbox"/> uncomplicated lesson <input type="checkbox"/> worksheets <input type="checkbox"/> varied activity sheets <i>Strategies used that work well:</i> <input type="checkbox"/> Group collaboration <input type="checkbox"/> Games <input type="checkbox"/> Solving Puzzles/Jigsaw <input type="checkbox"/> Answering preliminary activities/exercises <input type="checkbox"/> Carousel <input type="checkbox"/> Diads <input type="checkbox"/> Think-Pair-Share (TPS) <input type="checkbox"/> Rereading of Paragraphs/Poems/Stories <input type="checkbox"/> Differentiated Instruction <input type="checkbox"/> Role Playing/Drama <input type="checkbox"/> Discovery Method <input type="checkbox"/> Lecture Method <i>Why?</i> <input type="checkbox"/> Complete IMs <input type="checkbox"/> Availability of Materials <input type="checkbox"/> Pupils' eagerness to learn <input type="checkbox"/> Group member's Cooperation in	<i>The lesson have successfully delivered due to:</i> <input type="checkbox"/> pupils' eagerness to learn <input type="checkbox"/> complete/varied IMs <input type="checkbox"/> uncomplicated lesson <input type="checkbox"/> worksheets <input type="checkbox"/> varied activity sheets <i>Strategies used that work well:</i> <input type="checkbox"/> Group collaboration <input type="checkbox"/> Games <input type="checkbox"/> Solving Puzzles/Jigsaw <input type="checkbox"/> Answering preliminary activities/exercises <input type="checkbox"/> Carousel <input type="checkbox"/> Diads <input type="checkbox"/> Think-Pair-Share (TPS) <input type="checkbox"/> Rereading of Paragraphs/Poems/Stories <input type="checkbox"/> Differentiated Instruction <input type="checkbox"/> Role Playing/Drama <input type="checkbox"/> Discovery Method <input type="checkbox"/> Lecture Method <i>Why?</i> <input type="checkbox"/> Complete IMs <input type="checkbox"/> Availability of Materials <input type="checkbox"/> Pupils' eagerness to learn

	___ Group member's Cooperation in doing their tasks	___ Group member's Cooperation in doing their tasks	doing their tasks	doing their tasks	___ Group member's Cooperation in doing their tasks
--	---	---	-------------------	-------------------	---