

# **Adaptive Money Management Products for the Visually Impaired:**

**Last Updated July 9th, 2025.**

**Created by Elijah Leightcap, Vision Rehabilitation Therapist,  
Bureau of Blindness and Visual Services Philadelphia, [vrtinfo.com](http://vrtinfo.com)**

# **Adaptive Money Management Products for the Visually Impaired:**

- **iBill Money Reader.**
- **Loc Dots.**
- **PenFriend 3 Yellow Stickers.**
- **WayTag Stickers.**
- **Check Writing Guides.**
- **Giant Print Check Register.**
- **Large Print Expenses Payment Log.**

**Created by Elijah Leightcap, Vision Rehabilitation Therapist,  
Bureau of Blindness and Visual Services Philadelphia, [vrtinfo.com](http://vrtinfo.com)**

# **Money Management Adaptive Products:**

**Link:**

**[docs.google.com/document/d/1yRIJO7rWTJRo2IhpNi2RKG1NUfTPWPR35ZpTrjLLaG4/edit?usp=sharing](https://docs.google.com/document/d/1yRIJO7rWTJRo2IhpNi2RKG1NUfTPWPR35ZpTrjLLaG4/edit?usp=sharing).**

**Scan the QR code below.**



**Created by Elijah Leightcap, Vision Rehabilitation Therapist,  
Bureau of Blindness and Visual Services Philadelphia, [vrtinfo.com](http://vrtinfo.com)**

# **Money Management Techniques for the Visually Impaired:**

**Link:**

**[docs.google.com/document/d/1nNFWQtVH2\\_HTa5oaNZPOIgMH2AMGLH6gqOo2h14kGF0/edit?usp=sharing](https://docs.google.com/document/d/1nNFWQtVH2_HTa5oaNZPOIgMH2AMGLH6gqOo2h14kGF0/edit?usp=sharing).**

**Scan the QR code below.**



**Created by Elijah Leightcap, Vision Rehabilitation Therapist,  
Bureau of Blindness and Visual Services Philadelphia, [vrtinfo.com](http://vrtinfo.com)**

**The iBill is a device that reads US paper money. A bill is inserted and then the device will announce the amount aloud. An alternative to using the iBill is the EyeNote App and the SeeingAI App currency feature. Available from Maxiaids.com product code 708678. Instructions: [docs.google.com/document/d/1a9l9SyJNiU4weG8FQ2tbhN0TqsRn\\_M6CtUmxyOKNCTY/edit?usp=sharing](https://docs.google.com/document/d/1a9l9SyJNiU4weG8FQ2tbhN0TqsRn_M6CtUmxyOKNCTY/edit?usp=sharing). Scan the QR code below.**



**Created by Elijah Leightcap, Vision Rehabilitation Therapist,  
Bureau of Blindness and Visual Services Philadelphia, [vrtinfo.com](http://vrtinfo.com)**

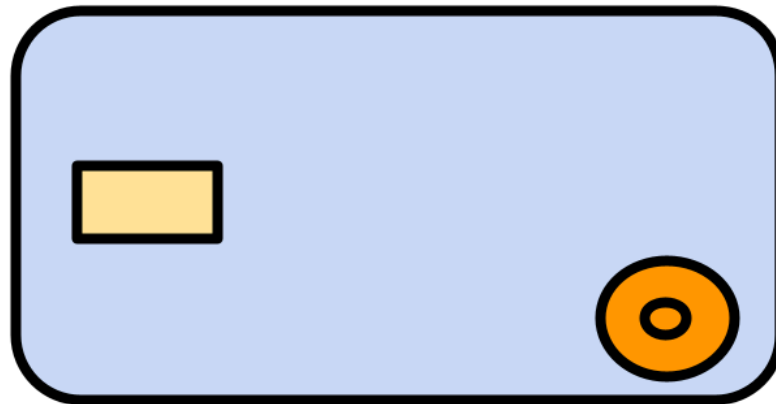


**Image description begins. A picture of an iBill.  
End of image description.**

**Created by Elijah Leightcap, Vision Rehabilitation Therapist,  
Bureau of Blindness and Visual Services Philadelphia, [vrtinfo.com](http://vrtinfo.com)**

# **Loc Dots:**

**Used to adapt cards such as debit cards and insurance cards so they can be correctly oriented before use. Available from Maxiaids.com product code 609232.**

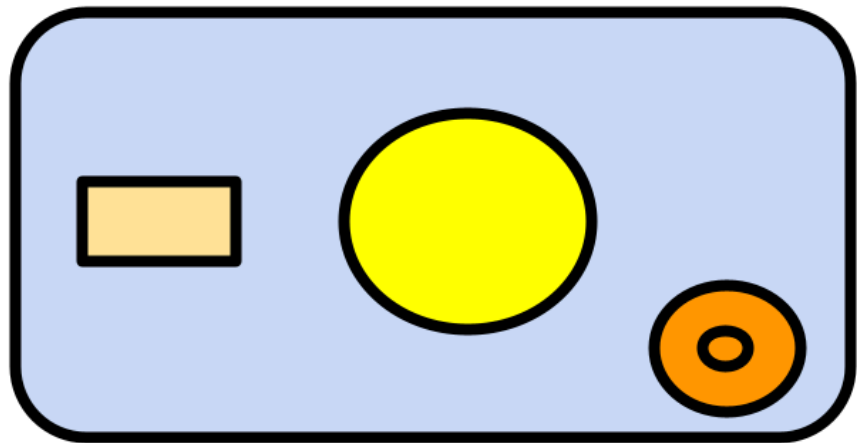


**Created by Elijah Leightcap, Vision Rehabilitation Therapist,  
Bureau of Blindness and Visual Services Philadelphia, [vrtinfo.com](http://vrtinfo.com)**

## **PenFriend 3 Yellow Stickers:**

**A sticker can be added to a card such as a credit card. Then an audio recording can be made with the information on the card: type of card, number, expiration date, ect. Then the recording can be listened to at a later date. The yellow stickers are ideal because they are water-resistant, washable, and more durable. Available from [Maxiaids.com](http://Maxiaids.com) product code 309230.**

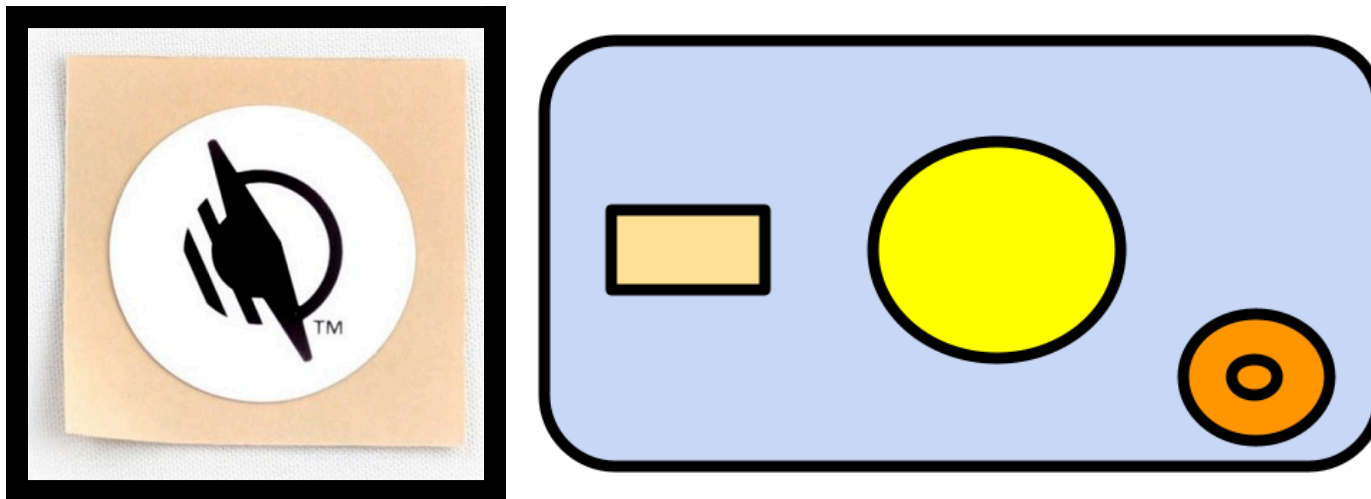
**Created by Elijah Leightcap, Vision Rehabilitation Therapist,  
Bureau of Blindness and Visual Services Philadelphia, [vrtinfo.com](http://vrtinfo.com)**



**Created by Elijah Leightcap, Vision Rehabilitation Therapist,  
Bureau of Blindness and Visual Services Philadelphia, [vrtinfo.com](http://vrtinfo.com)**

# WayTag Stickers:

**A sticker can be added to a card such as a credit card. Then the information on the card can be saved to the app. Then the information can be read or listened to at a later date. Available from Maxiaids.com product code 502175.**

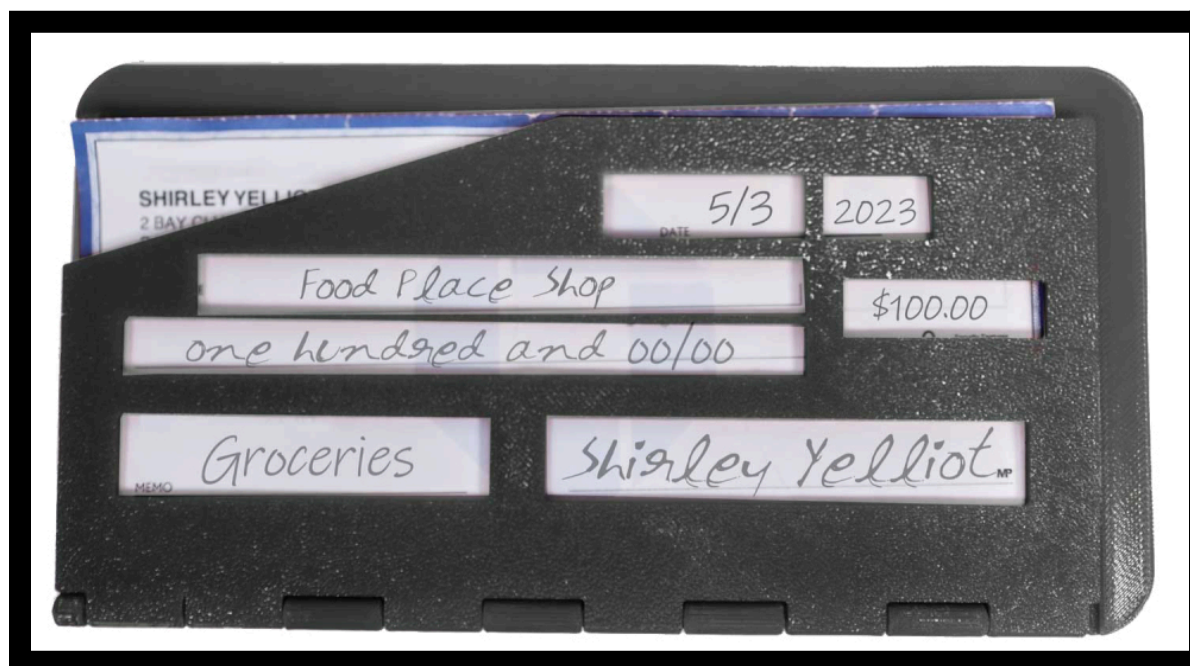




**Created by Elijah Leightcap, Vision Rehabilitation Therapist,  
Bureau of Blindness and Visual Services Philadelphia, [vrtinfo.com](http://vrtinfo.com)**


# **Check Writing Guides Available from Maxiaids.com:**

- **Fold-Over Check Guide product code 2023225.**
- **Braille Check Guide product code 268439.**
- **Black Check Guide product code 26871BK.**
- **Red Check Guide product code 26871R.**
- **Orange Check Guide product code 26871OR.**
- **Green Check Guide product code 26871GR.**

**Created by Elijah Leightcap, Vision Rehabilitation Therapist,  
Bureau of Blindness and Visual Services Philadelphia, [vrtinfo.com](http://vrtinfo.com)**



**Created by Elijah Leightcap, Vision Rehabilitation Therapist,  
Bureau of Blindness and Visual Services Philadelphia, [vrtinfo.com](http://vrtinfo.com)**

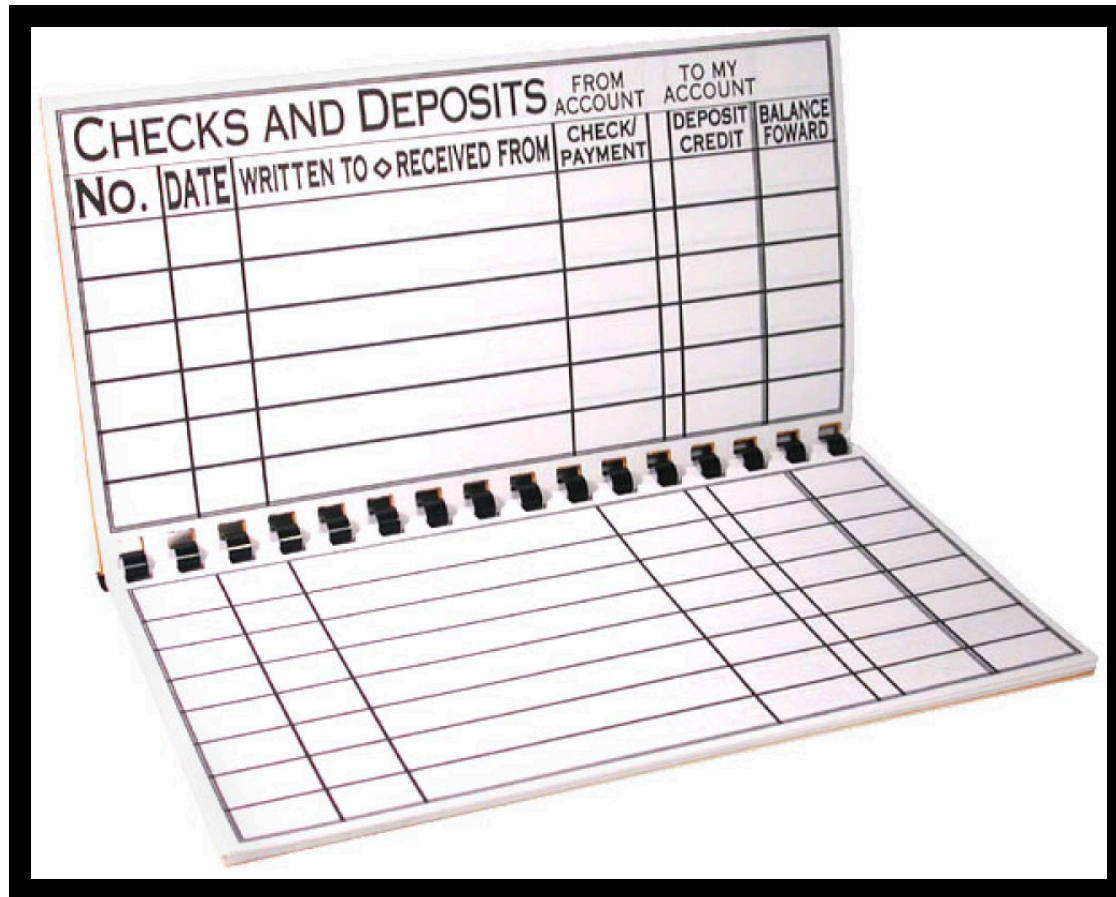


**Created by Elijah Leightcap, Vision Rehabilitation Therapist,  
Bureau of Blindness and Visual Services Philadelphia, [vrtinfo.com](http://vrtinfo.com)**

# **Giant Print Check Register:**

**25 pages with room for 14 entries for each page.  
Available from Maxiaids.com product code  
201223.**

**Created by Elijah Leightcap, Vision Rehabilitation Therapist,  
Bureau of Blindness and Visual Services Philadelphia, [vrtinfo.com](http://vrtinfo.com)**



**Created by Elijah Leightcap, Vision Rehabilitation Therapist,  
Bureau of Blindness and Visual Services Philadelphia, [vrtinfo.com](http://vrtinfo.com)**

# **Large Print Expenses Payment Log:**

**Month by month expense log to track specific expenses. From Independentliving.com product code 430970.**

**Created by Elijah Leightcap, Vision Rehabilitation Therapist,  
Bureau of Blindness and Visual Services Philadelphia, [vrtinfo.com](http://vrtinfo.com)**

The image shows a spiral-bound notebook with a green cover that reads "EXPENSE PAYMENT LOG". The cover also features a date range field: "FROM 20\_\_ TO 20\_\_". Behind the notebook is a printed form titled "OCTOBER" and "FIXED EXPENSES". The form is divided into four columns for tracking expenses: Rent/Mortgage, Phone, Electric, and Gas/Oil. Each column has fields for Amount, Due date, Date paid, and Check #. Below these is a section for "CREDIT CARD EXPENSES" with four columns for NAME, Amount, Due date, Date paid, and Check #. At the bottom right, there is a section for "TOTAL EXPENSES" with fields for OCTOBER, PREVIOUS MONTH, and CURRENT TOTAL.

OCTOBER			
FIXED EXPENSES			
Rent/Mortgage	Phone	Electric	Gas/Oil
Amount \$ _____	Amount \$ _____	Amount \$ _____	Amount \$ _____
Due date _____	Due date _____	Due date _____	Due Date _____
Date paid _____	Date paid _____	Date paid _____	Date paid _____
Check # _____	Check # _____	Check # _____	Check # _____
CREDIT CARD EXPENSES			
NAME	NAME	NAME	NAME
Amount \$ _____	Amount \$ _____	Amount \$ _____	Amount \$ _____
Due date _____	Due date _____	Due date _____	Due Date _____
Date paid _____	Date paid _____	Date paid _____	Date paid _____
Check # _____	Check # _____	Check # _____	Check # _____
ITEM _____ Amount \$ _____ Due Date _____ Date paid _____ Check # _____			<b>TOTAL EXPENSES</b> OCTOBER _____ \$ _____ PREVIOUS MONTH _____ \$ _____ CURRENT TOTAL _____

**Created by Elijah Leightcap, Vision Rehabilitation Therapist,  
Bureau of Blindness and Visual Services Philadelphia, [vrtinfo.com](http://vrtinfo.com)**