

Instructions for selecting 6th grade courses in PowerSchool

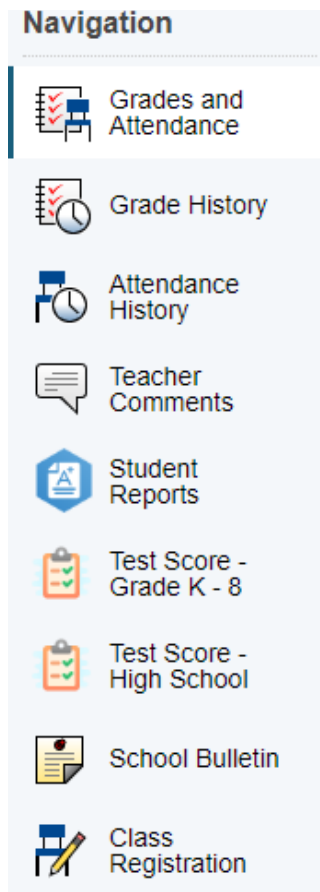
Portal opens April 17- April 26th.

Students or parents should log in to PowerSchool.


The link to PowerSchool is on the SKMS website:

- **SKMS Student Links** → **PowerSchool Account**
- **Parent Link** → **Parentportal-Online Grades and Registration**




Once you are logged in to PowerSchool, click “Class Registration” on the left menu:



Click “Class Registration”



Read the 6th-grade scheduling message and then follow the selection options by clicking on the pencil icon for each category.

English Every student will take English 6. Number of requests to generate : 1	English 6 110909E000 - 0 credits	 
Math Please refer to your teacher recommendation when choosing your math course. Number of requests to generate : 1	Click the edit button to request a course ⇒	 
Science Please only choose Science 6 - DUAL if you are currently enrolled in the DUAL program. Number of requests to generate : 1	Click the edit button to request a course ⇒	 
History Number of requests to generate : 1	US History I 235308SS00 - 0 credits	 
PE6 PE 6 is a required course. Number of requests to generate : 1	PE 6 711009XXPE - 0 credits	 

Where you see a red exclamation mark (), you must make a selection.

****Teacher recommendations for Math will be viewable in the box where you select.***

When your selections are complete, click submit.

Additional Requests Requests that are currently not associated with any requirement group. Requires between 6 and 9 credit hours. Requesting 0 credit hours. Requesting 0 additional credit hours.	Click the edit button to request a course ⇒	 
---	---	---



Submit

**You must hit submit to save your requests.
Requests need to be submitted by Friday, April 26th.**

**Questions? Contact the rising 6th Grade School Counselor:
Ms. Adjetey- aadjetey@harrisonburg.k12.va.us**

Instrucciones para seleccionar los cursos de 6° curso en PowerSchool

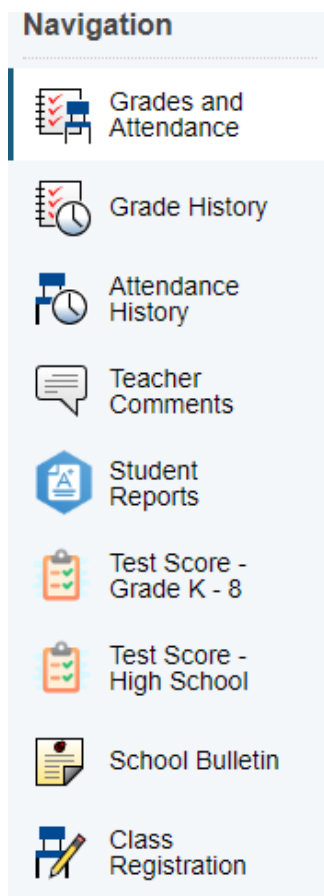
April 22 - April 26.

El estudiante o los padres deben iniciar sesión en PowerSchool.

El enlace a PowerSchool está en la página web de SKMS:

- **Enlaces para estudiantes de SKMS → Cuenta de PowerSchool (SKMS Student Links → PowerSchool Account)**
- **Enlace para padres → Parentportal- Calificaciones y registro (Parent Link → hat-pat-tap-lap-bat-Online Grades and Registration)**

Una vez que haya iniciado sesión en PowerSchool, haga clic en "Inscripción de clases" en el menú de la izquierda:



Haga clic en "Inscripción en clases".



