

The Rabbit r1 is a fun little gadget that makes AI very accessible. It is designed to be a simple AI assistant, with just one button and a scroll wheel. You can ask it questions, ask it to fetch images, generate music, take notes and more. What gets my attention is its potential for art exploration and gathering ideas, from planning your art station, to giving you image suggestions and even being able to review and criticize your art through its integrated camera.



Vision mode:

You can do different things while in vision mode, like getting a description of an image, identifying objects, the magic camera, and magic camera freestyle.

Let's explore this drawing (made by me)



Asking the r1 for a description:

The drawing features an anthropomorphic creature with a wolf-like head seated on a throne. Here are the key details:

Creature Description: The creature has a blue and white face with a third eye on its forehead.

Attire: It is dressed in an ornate outfit, including a long red robe and a white inner garment.

Object Held: In its right hand, it holds a yellow orb with a symbol on it.

Setting: The throne is situated on a platform surrounded by water, adorned with lily pads and flowers.

Background: The background includes a field of tall grass and a line of trees under a bright yellow sky.

Asking for critique:

This artwork presents a whimsical and surreal scene featuring an anthropomorphic character seated on a throne. Here's an analysis of its artistic elements:

Color

- The use of bold, flat colors creates a striking contrast. The bright yellow background highlights the central figure, making it the focal point. The red clothing adds warmth and draws attention, while the blue and white of the character's fur provide a cool contrast.

Composition

- The composition is balanced, with the character centrally positioned, creating a sense of symmetry. The throne and the circular platform beneath it guide the viewer's eye toward the character, emphasizing its importance.

Line and Detail

- The lines are clean and well-defined, contributing to a cartoon-like style. The detailing in the character's clothing and the throne adds texture and depth. The simple outlines of the surrounding environment, like the water lilies, complement the central figure without overwhelming it.

Symbolism

- The character holds a circular object with a symbol, suggesting themes of power or mysticism. The serene setting, with water and greenery, might symbolize tranquility or nature.

Overall Impression

- The artwork successfully combines elements of fantasy and surrealism, creating an engaging and imaginative scene. The use of color and composition effectively draws the viewer's attention to the character, making it a captivating piece.

—

Magic camera:

The r1 can take images and stylize them, this allows for style exploration. I believe that it works by turning the image into a text prompt, then using that prompt to generate its own image. This can help with exploring design ideas, each image is unique but based on the image you took.





Magic camera freestyle:

With this mode you can modify the image taken, but you can specify what to change or add. Say something like: "Take this picture but turn it into..."

Oil painting resembling a renaissance painting:



Baroque style painting:




Pop art:




Doodles + magic camera:

You can make any doodle or fast sketch and take a picture to see what the r1 will generate. I do it just for fun, but it can also help with exploring ideas.

Doodle:




Magic cam:



Doodle:



Magic cam:



Looking up similar images or artists:

You can ask the r1 to look up similar images you took in vision mode while in voice mode. To change between modes you have to double press the side button.

First I asked for a description of the art in vision mode:

The image depicts an anthropomorphic figure with a fox-like head sitting on a throne. The figure is dressed in a red and white robe and pants, and is holding a yellow coin or disc with a symbol on it.

Background Details

The background features a field with trees and a yellow sky.
The throne is placed on a platform surrounded by water, with lily pads and flowers.

Then I changed to voice mode and asked for similar images:





You can continue your exploration by asking for artists that use similar themes on their art:

Here are some artists known for their work with anthropomorphic figures, particularly foxes, which might align with the style you're interested in:

1. **Jack Fox**

- Known for his anthropomorphic art, Jack Fox's work often explores themes of identity and transformation.
- [More about Jack Fox](#)

2. **Beth Cavener Sticher**

- An artist who works with anthropomorphic animals, creating sculptures that explore human emotions and relationships.
- [Discussion on Reddit](#)

3. **Fox Pop**

- An artist based in Italy, Fox Pop's work includes themes of anthropomorphism, vintage, and pin-ups.
- [Learn more about Fox Pop](#)

4. **Akai Kitsune**

- A furry artist from Indonesia, Akai Kitsune often represents himself as an anthropomorphic fox.
- [More about Akai Kitsune](#)

5. Kerry Eggleton

- Creates vibrant and characterful anthropomorphic animals, with a focus on storytelling through art.
- [Explore Kerry Eggleton's work](#)

These artists explore various aspects of anthropomorphism in their work, offering a range of styles and interpretations.

—

So now, all that's left is the most important part as an artist, further information gathering, looking up references or using the images generated to gather ideas and make your own art. There is nothing wrong with gathering ideas from other artists for your own work, it's what most people do. If you feel like you need to credit an artist's style in particular, do so. Also, there is no harm in sharing AI generated images for fun or personal use, as long as you don't attribute the work to yourself or sell it.