

Name(s) \_\_\_\_\_ Date \_\_\_\_\_

# Activity Guide - Improve a Screen



## Potential Improvements

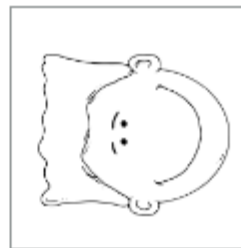
Using the feedback you categorized in the last activity, what improvements could your group make to the app? For each improvement, identify which category of feedback you are addressing.


Proposed Improvement	Feedback Addressed

## Screen Redesign

Each group member will select one of the screens, and one of the improvements. Using the page for your chosen screen, sketch out what your improved user interface will look like. Describe changes to the user experience by writing descriptions or drawing arrows to the changes you've made in the space below. How will buttons, inputs, etc. work differently on this updated screen?

# Txt Ur Grndkdz





**Suzette**

Next birthday in: 3 months, 5 days

Age: 13

Grade: 8th

**Chat**



**Suzette**

Next birthday in: 3 months, 5 days

Age: 13

Grade: 8th

Hi granny, how are you?

Just keepin' it real!

**LOL**, you're a goof

You know me :)

send


LOL

**Definition:**

Laughing Out Loud

**Grandkid Use:**

“[Laughing Out Loud], you’re a goof”



# Help

Txt Ur Grndkdz is an app designed to help you connect better with the younger generation.

Add a grandkid, select their face on the home screen and start chatting. Whenever your grandkid uses a slang word it will show up with a red outline. Click on the outlined word to learn the definition and see a translation of your grandkid's message.

Settings

# Settings

Grandkid 1 Name:

Grandkid 1 Bday:

Grandkid 1 Phone:

Grandkid 2 Name:

Grandkid 2 Bday:

Grandkid 2 Phone:

Grandkid 3 Name:

Grandkid 3 Bday:

Grandkid Phone:

Grandkid 4 Name:

Grandkid 4 Bday:

Grandkid 4 Phone:

Allow Notifications:

Home