

Recording Revolution - The EP Blueprint

Imagine if just 10 steps were all you need to be an independent artist and record, produce, and distribute music in 2021.

Even if you've always struggled to finish music in the past, these 10 steps will give you the roadmap to finally releasing music this year...

Let's start by talking about the #1 problem that musicians have today...

Graham Cochrane's home studio

(Founder, RecordingRevolution.com)

Tampa, Florida

Dear friend

Today's aspiring musicians and artists have all the tools, software and equipment they need to make and release music online.

You could spend under \$150 and have an entire home studio set up, and production software is mega cheap these days... plus there are so many tutorials on how to make music online.

Honestly, you'd think there's nothing stopping independent artists from launching out their careers.

However... in some ways, it's harder than ever before to make and release music.

Yes, it is possible to learn about any aspect of music online.

What should you do?

How can you go from not having any songs or struggling to finish them to making professional mixes that you can share with the world?

Yes, you can do all of it yourself right now.

You can even record your songs, mix them, master them, and release them!

But without a clear roadmap and structure to follow, it's no wonder why most aspiring artists struggle to go anywhere with their music.

After all, there are so many choices to make when you're thinking about making and releasing music.

Is it possible to make an album?

Are you looking for a couple of singles?

Well, let me cut to the chase...

The best place to start for an independent artist is to make a EP

In case you don't know what an EP is, it's simply a collection of 4-6 tracks. It's a mini album.-album.

It's simply a great way to:

- A cohesive body of work should be created
- Give someone a glimpse of your musical identity
- You can improve your songwriting, recording, production, and mixing skills

Most importantly... a great EP Sometimes, all it takes to convert someone into an avid fan of your music is a simple email.

And here's a little secret from you to me...

It isn't that hard to make one!

It's an achievable goal for anyone who wants to be an independent artist.

Even if you've only got a few hours a week to work on your music, you can put together an amazing EP In just a few months.

This is the biggest mistake home-studio owners make that prevents them from being successful.

It's not an inability to put in the hard work and time necessary to make their music.

Often, it's the opposite!

If you've got a home studio and you make music, chances are that you've got a hard drive filled with unfinished song ideas and demos.

Or tracks that you've tried redoing countless times, only to end up going in circles!

And we all know that feeling of working late into the night on a track or song idea...

It is best to only listen to it in morning. "Am I really that bad of a musician to spend that many hours making THIS?"

Download immediately **The Recording Revolution – The EP Blueprint**

As an independent artist who's been making music for over two decades, believe me, *I've been there.*

So I joined forces with Grammy-winning friend, Grammy.-Beat Academy has nominated ill Factor producer to make an EP last year...

We knew that we needed to document the entire process so that we could share our personal journey to creating an article with our audience. EP.

However, as we started recording ourselves writing songs and recording guitars, we realized that:

Our combined decades of experience in music business made us realize that we needed to make a complete package.-Comprehensive course about how independent artists can make an impact in the world. EP For themselves.

We created a step-by step guide that will help musicians create and release great music online.

Now in case you don't know who we are...

My name is Graham Cochrane, and I'm the founder of the Recording Revolution.

I'm also a songwriter, independent artist, and audio engineer. With over 500,000 YouTube subscribers and thousands of students all over the world, I'm so grateful of the audience that tunes in weekly to watch my tutorials on recording and mixing music.

And I've teamed up with Grammy-Nominated producer ill Factor

Ivan Corraliza, aka ill Factor is one my best friends. He's also an incredibly talented music producer. He's worked with artists such as Justin Timberlake, Timbaland, Jason Derulo, Sia, and countless others. He's also the founder of Beat Academy, an exclusive online platform where artists and producers can learn from real-World music industry experts.

And we'd like to introduce you to...

"The EP Blueprint"

A complete list-An online course that covers the 10 steps required to create and release an album. EP as an independent artist in 2021

The EP Blueprint The 10 inconsists of-Deep modules covering each step in creating and releasing your book EP As an independent artist.

Each step builds on each other, allowing you to create song and production ideas, turn them into fully produced tracks, then mix, master and release them online.

Let's have a quick walkthrough on what's inside each module:

Module 1 Planning Your Future EP

Before you make any music, you've got to plan out how exactly you're going to write, record, mix, release and promote your EP. But it isn't as simply putting a deadline on paper and leaving it at that. In this module, you'll learn how to set a realistic, yet achievable timeline to your making your EP.

You'll discover:

- The Before you begin making your decisions, it is important to understand the following: EP
- Why you really don't need a professional studio to make a compelling, professional piece of work
- Realistic budgets to keep in mind if you're looking to hire other musicians to play on your project

Module 2: Collaborators

Working with another collaborator is one of the best ways for your music to reach the next level. Whether it's finding an instrumentalist to help arrange parts of your songs, to another co-Writer, we will give you our best tips on how to collaborate.

You'll be taught:

- How to prepare your studio sessions so that you can collaborate smoothly and productively
- Where to look for collaborators EP, whether it's a mixing engineer or a studio musician to play on your song
- What situations don't require your collaborator to be there in person, and when you should work with someone in the same room

Module 3: Making Song Skeletons

If you're not a natural-born songwriter, having a step by step process to crafting songs is key to avoiding plenty of frustration and writer's block.

In this module, you'll be shown how to generate musical and song ideas, and how to turn them into structured songs to write lyrics and melodies for.

This module will show:

- Where to go musically if you're facing writer's block, and how to beat it once and for all
- *What are the best song ideas for your project? EP*
- Why sometimes song ideas more personal to you shouldn't be released

Module 4: Writing Melodies and Lyrics

Once you've got a few song ideas to work on, it's time to start adding melodies and lyrics. This is where many musicians get stuck. Are you trying to create something unique or something universal? Do you prefer to start with the melody or the lyrics?

This module addresses all of these questions and more. Once you've been through this part of the course, adding a great top-You will have no trouble finding catchy lyrics or line melody to your songs.

You'll discover:

- Three proven strategies that I use to get my lyrics written faster
- **Songwriting: Why melody is the king**
- *Unorthodox way to name your song that works every time*

Module 5: Recording & Producing

With lyrics, melodies, and a clear structure to your songs, it's time to start recording and producing the final versions of your songs!

This is an important step that can lead to you chasing the perfect performance or take.-recording and burning yourself out before you've even put together a rough mix.

We'll show you how we personally produced all the songs on our EPWe describe the time it took to produce them and the methods we used to overcome the challenges.

In this part of the course, you'll discover:

- **How to make your recording and production schedules efficient without losing sight of the goal.**
- When do you record the final voice on your songs
- What to do if you're not happy with the music you're producing (and a simple fix to this problem)
- **A concept ill Factor calls Production Candy** How to add elements to your rough mixes so that they sound like finished tracks instead of demos
- How to get great recordings even from a terrible recording-sounding bedroom

Download immediately **The Recording Revolution – The EP Blueprint**

Module 6: Mixing

At this point, you've come much further than most aspiring artists. But mixing is where your songs can be enhanced to their full potential, or overworked until they're out of life. Mixing can seem scary and intimidating for beginners.

How long should it take to mix each track? How many plugins and effects should you use for each track? What if your collaborator isn't happy with the mix and wants a revision?

This module answers all of these questions and more.

This module will show you:

- How long you should plan to mix each song
- How to make your mixes sound better before you add effects or plugins
- The #1 mindset to have when mixing that'll save you countless hours
- What is the difference between a pro and a regular person? -Mixing sounding music, starting from an amateurish one (*hint: it's not even how it's recorded!*)

Module 7: Mastering

Mastering can appear like a difficult art, but it is actually a way to prepare your mixes for commercial release.

In this module, we'll answer questions such as:

- Are you looking for a mastering engineer? EP?
- Do you need software to master your tracks or should you just use it?
- Do you have the ability to manage your own affairs? EP Commercial release
- Plus, we'll show you how we mastered our own EP Release

Module 8: Preparing yourself EP

Your EP's mixed, mastered, and almost ready Release. Now's the time to do all the things you need to ready your EP for release.

We'll show you:

- How to best sequence your songs so that you have a pleasant listening experience EP (*plus: When should you begin your EP With your best song or leave it for the end?*)
- No cost, no obligation-Here are some tools that you can use for professional cover art design EP, even if you've never done it before
- Tips to come up with memorable names for your company EP

Module 9: Distribution of Your EP

This is where rubber meets the road. It's time to get your EP You can find it on all the major digital platforms like Soundcloud, Spotify and Apple Music.

We'll show you:

- How to avoid making common mistakes when using distribution platforms
- There are four ways you can make money with your music
- Why as an independent artist, you've got to make sure your music is correctly distributed online (*and the price to pay if it isn't*)

Module 10: Promoting yourself EP

All that hard work paid off. EP's done and online. But how do you make sure it doesn't get released to crickets, and people actually listen to the music you've made?

That's what this module is all about.

You'll discover:

- How to get your EP To its first 1000 streamings, and how to get songs on TV and film
- Promoting your music is where most artists make mistakes. Here's a simple way you can generate interest. EP Online
- **The 8-week Swipe ill Factor blueprint for launching your business EP You can build your fanbase and succeed from scratch.**
- How to make an evergreen marketing plan that will help you keep track your growing fan base

On top of that, there's also an entire bonus training from music industry expert Adam Ivy inside this module.

This training will show you how to successfully launch out your music with Spotify, even if you're not the most technology savvy.

This training will help you get ahead of the rest, from how much to expect from the platform to where to place your songs to find new fans, and so much more.

Final thoughts: The course closes with a recap of all the steps and our encouragement to artists on getting their music out there.

As you can see, there's a ton of content inside the EP Blueprint. However...

Don't get overwhelmed. Just by following the action steps we've laid out, you'll be able to write, record, and release an EP Within two months of completing the course.

Obligation to binge-You can either watch the course Netflix style, which takes about a weekend, or you can go through it step by step. The course will give the steps to finally creating and releasing an ebook. EP As an independent artist.

Which leads us to the question...

What are the chances of seeing results after joining the EP Blueprint?

Here's the truth: Even the EP Blueprint, you've got to put the time into your music to make an EP You can also release.

But with the course, you'll have a clear roadmap and expert advice to guide you along the way.

If you start following the action steps laid out inside the course, it's quite possible that you'll be releasing your EP After completing the course, you will be able to return within 2 to 3 weeks.

How much does it cost?

The extensive, step-by-step content is included in the EP Blueprint, it's almost like having both Ill Factor and I next to you inside your home studio, guiding you as you're making your EP.

And you're definitely not finding a course like this inside any music college.

This course is a great way to save yourself weeks, months and even years of effort. I've been writing, recording and producing my own music for almost two decades, and if I had this course when I started out?














It would have saved me so many hours.

Plus, you'll also be learning how a Grammy-nominated producer personally takes song ideas and demos and turns them into polished, fully produced tracks – something you wouldn't normally experience even at a music college.

And instead of costing thousands of dollars like a summer program at a music college...

You can have lifetime access to the EP Blueprint Only \$97 for one payment

Here's What You Will Get In The Recording Revolution – The EP Blueprint

	0. Welcome		Shareknowledge Digital	Nov 6, 2021	Shareknowledge ...
	1. Module 1 - Planning Your EP		Shareknowledge Digital	Nov 6, 2021	Shareknowledge ...
	2. Module 2 - Collaborators		Shareknowledge Digital	Nov 6, 2021	Shareknowledge ...
	3. Module 3 - Creating Song Skeletons		Shareknowledge Digital	Nov 6, 2021	Shareknowledge ...
	4. Module 4 - Writing Lyrics and Melodies		Shareknowledge Digital	Nov 6, 2021	Shareknowledge ...
	5. Module 5 - Recording _ Producing		Shareknowledge Digital	Nov 6, 2021	Shareknowledge ...
	6. Module 6 - Mixing		Shareknowledge Digital	Nov 6, 2021	Shareknowledge ...
	7. Module 7 - Mastering		Shareknowledge Digital	Nov 6, 2021	Shareknowledge ...
	8. Module 8 - Readyng Your EP		Shareknowledge Digital	Nov 6, 2021	Shareknowledge ...
	9. Module 9 - Distributing Your EP		Shareknowledge Digital	Nov 6, 2021	Shareknowledge ...
	10. Module 10 - Promoting Your EP		Shareknowledge Digital	Nov 6, 2021	Shareknowledge ...
	11. Course Conclusion_Recap		Shareknowledge Digital	Nov 6, 2021	Shareknowledge ...
	12. ill Factor_s EP Launch Blueprint		Shareknowledge Digital	Nov 6, 2021	Shareknowledge ...