

Name _____ Date _____ Hour _____


 Welcome to TJ Travel!

You are a new employee at "TJ TRAVEL", a travel agency that specializes in a travel package called **"BOOK THAT BIOME"**.

Task: As a new employee of this company, you are responsible for creating an informational presentation in which you will inform the customers about one of the biomes that they may book for their next vacation.

You and your group of new travel agents will be assigned a specific biome. Your group will be responsible for the following...

- ★ Each group will make a Google Slideshow that will teach us about the assigned biome.
- ★ Each group will encourage others to "Book that Biome" for their next vacation.
- ★ Each group will "test" their audience on the knowledge of the biomes they present on to make sure they know what they need to survive there.

PRESENTATION

As a new "employee", you will be under evaluation of your presentation.

Here is what TJ Travel is evaluating you on...

- ☐ The slideshow is done neatly and professionally.
 - ☐ Slides have 0-15 words on them
 - ☐ Slides have large visuals that are attractive and "sell" the biome vacation.
- ☐ Speaking is done clearly and professionally
 - ☐ Speaking is done by all members of the "TJ Travel Team"
 - ☐ There is more to say than the words on the screen! Notecards are used to speak about more than just what is on the slide.
- ☐ Creativity is key! Slogans...jammin' jingles...an epic catchphrase...all are welcome if they are helping promote your biome!
- ☐ The content is clear and informative.
 - ☐ You will create a 5 question quiz that students will take at the end of your presentation.
 - ☐ Your questions should cover these topics
 - ☐ Temperature
 - ☐ Location
 - ☐ Biotic species
 - ☐ Abiotic factors
 - ☐ Your choice - related to your presentation
 - ☐ This can include any of the following - true/false, fill in the blank, multiple-choice, matching etc. Make sure that you teach any vocabulary presented in our textbook as well as everything listed above. Make sure you teach everything that you ask on your quiz.

CONTENT - The slideshow needs to include the following...

1. Title Slide

- ☐ The title of your biome
- ☐ First and Last Names of each member of the group

2. LOCATION, LOCATION, LOCATION!

What your customer wants to know...Where in the world is this biome located? What are some possible travel times? What other biomes are close by?

To answer these questions you must include:

- ☐ A map showing the location of the biome
- ☐ Times of the year that may be better to travel to
- ☐ Continents labeled
- ☐ Biome area indicated with color

3. SPECIES SIGHTSEEING



What your customer wants to know...What type of animals might I spot while in this biome? What plant species are abundant?

To answer these questions you must include:

- ☐ A minimum of 4 pictures of different animal species that live within the biome.
 - ☐ Species of animals should be labeled by each picture
- ☐ A minimum of 4 pictures of different plant species that live within the biome.
 - ☐ Species of plants should be labeled by each picture
- ☐ Include a food chain and/or food web that exists in an ecosystem within your biome

4. UMBRELLAS? BOOTS? SUNSCREEN?



What your customer wants to know...How much precipitation should I expect? What kind of clothing should I pack? What do I need to bring along so that I am prepared for any weather? What if my luggage is lost...what should I wear on the plane so that I am at least comfortable while I wait!

To answer these questions you must include:

- ☐ A graph and information about the current high and low temperatures at one specific location in the biome.

Temperatures of ONE popular city in the biome	Low Temp (°F)	High Temp (°F)

Day 1		
Day 2		
Day 3		
Day 4		

- ☐ Information on the type and average amount of precipitation

5. FUN FACTS 🤔





What interesting facts will make your customers feel like they know all the "inside dirt" about a biome?

- ☐ Find and present at least 3 of the best fun facts about the biome.

6. TRAVEL AGENTS

Take a picture of your group to include as part of the final slide of your presentation.

Name: _____

	Biome Project Proficient Expectations	Proficient 2	Developing 1	Improvement needed 0
Content All content is present in the final slideshow and in the presentation of information.  MS-LS2-1. Analyze and interpret data to provide evidence for the effects of resource availability on organisms and populations of organisms in an ecosystem.	<u>Location</u> <input type="checkbox"/> A map showing the location of the biome <input type="checkbox"/> Continents labeled <input type="checkbox"/> Biome area indicated with color			
	<u>Biotic Factors</u> <input type="checkbox"/> A minimum of 4 pictures of different animal species that live within the biome. <input type="checkbox"/> Species of animals should be labeled by each picture			
	<u>Biotic Factors</u> <input type="checkbox"/> A minimum of 4 pictures of different plant species that live within the biome. <input type="checkbox"/> Species of plants should be labeled by each picture			
	<u>Biotic Factors</u> <input type="checkbox"/> Include a food chain and/or food web that exists in an ecosystem within your biome			
	<u>Abiotic Factors</u>  Investigate how organisms are dependent on their interactions of abiotic and biotic factors. <input type="checkbox"/> A graph and information about the low and high temperatures of one popular city in the biome for 4 days <input type="checkbox"/> Information on the type and average amount of precipitation <input type="checkbox"/> Common weather in the biome			
	<input type="checkbox"/> Presented at least 3 fun facts about the biome.			
Presentation	The slideshow is effective, eye-catching, and engaging. The speech is clear, loud enough to hear and spoken with confidence. Travel agents energetically promote the biome they are presenting.  CCSS.ELA-LITERACY.RI.6.7 Integrate information presented in different media or formats (e.g., visually, quantitatively) as well as in words to develop a coherent understanding of a topic or issue.  CCSS.ELA-LITERACY.SL.6.5 Include multimedia components (e.g., graphics, images, music, sound) and visual displays in presentations to clarify information.			
Ready Responsibility Respectful	The presentation is turned in on time.	On-Time		Late
	The use of work time is effective. Little redirection is needed for off-task behavior.			
	Citation of sources is done accurately. (Library sources are used & listed)			
Evaluate - What is the most important for your clients to know?	You will create a 5 question quiz that students will take at the end of your presentation. Focus on these categories... <input type="checkbox"/> Temperature <input type="checkbox"/> Location <input type="checkbox"/> Biotic species <input type="checkbox"/> Abiotic factors <input type="checkbox"/> Your choice			
_____/22 Total Points ←				

Name_____

You were absent for the biome presentation. Please complete the following to complete this assignment.

Pick one biome to research.

Tundra Taiga Temperate Grassland Deciduous Forests Savanna Tropical Rain Forest Desert

The biome I will be researching is -----

1. In which continents is the biome located?
2. List 5 animals you would see in the biome.
3. List 5 plant species you would see in the biome.
4. What is the average temperature in the biome?
5. What is the average annual rainfall in the biome?
6. What supplies would you need to bring if you were traveling to this biome?

Notecard Ideas

Convince your clients that they want to go!

You should **SAY MORE** than **15** words while presenting each slide!

- ★ Each student will be responsible for presenting at least 1 slide (depending on how many team members you have)
- ★ Each student will complete a notecard for EACH slide they present.
- ★ Notecards will be checked for a grade on Wednesday, Nov. 1.

Notecard Ideas -

LOCATION, LOCATION, LOCATION!

- ☐ What major cities are located in the biome?
- ☐ What tourist attractions would draw your clients to the biome?
- ☐ Is it a long trip or a short trip from WI?

SPECIES SIGHTSEEING

- ☐ Why would someone WANT to see these animals and plants? (Are they rare, dangerous, adorable, or fascinating?)
- ☐ What adaptations do these animals and plants have that allow them to survive in the biome?
- ☐ What interesting animal facts would be so cool that they would tell others about it?
- ☐ Humans are consumers too. Are there any local entrees that use common plants and animals?

Climate/Weather -UMBRELLAS? BOOTS? SUNSCREEN?

- ☐ How do the abiotic factors (sun, water, temperature, soil) affect the way the animal's behavior or plants' ability to survive?
- ☐ Does the weather vary from season to season?
- ☐ What activities would be perfect to do in the biome because of the climate?

FUN FACTS 😊 - The slideshow should only contain a few keywords and pictures - keep your audience in suspense as you explain each fun fact in detail!

- ☐ Statistics
- ☐ Stories of explorers who have studied the biome
- ☐ The importance of the biome to our world in WI
- ☐ Comparisons of the biome & WI (land area, elevation, precipitation amounts, human population)