

Dear 3rd Grade Parents,

This week we focused on overcoming challenges. Please see below for a summary of our learning, suggested follow-up questions to ask your child, questions for your Shabbat table, and some great pictures!

Sincerely,

ADAT's 3rd Grade Team

Amy, Ms. Cucco, Morah Hava, Morah Gila, Eric, Mr. Abelson, Daniel, Miss Mimi, Adi, and Jeffrey

Important Upcoming Dates:

December 21: Pajama Day. Last day of school before winter break.

IGD is on 2/14. Please listen to the track on this [LINK](#) with your students in order to prepare for this performance.

This week's Parsha

Genesis 44:18 - 47:27 Vayigash

In part 3 of 4 Parshaot telling the story of Jacob and his family, we open with Joseph (long presumed dead by his brothers and father) engaging in conversation with his brothers who have been sent to buy food. Not knowing that he is speaking with his long lost brother, Judah begs, pleads and butters up his brother in an attempt to buy some food.

The truly amazing part of this story is not the reunion of Joseph and his brothers, but the selfless way that Joseph practices forgiveness. His brothers, who treated him so poorly, were in front of him begging for sustenance. Joseph quickly puts an end to their begging and in fact dismisses everyone but one of them from his chambers in order to avoid more embarrassment to his family.

In Genesis 45:2 it says that Joseph cried so loud that all of Egypt and the house of Pharaoh heard his cries. Joseph, who should have been incredibly upset with his brothers was able to put all of the anger and hostility behind him and instead turn his focus towards love and forgiveness. It is not easy to forgive and move on but I hope that we can emulate Joseph and practice forgiveness.

Shabbat Shalom,
Eric

Questions for Your Shabbat Table:

Tell me about your “field trip” to the bathroom. What did you see there?
 What was the life lesson about the two apples?
 Update me on the buddy bench project. What did you do in the lab this week?
 Thinking ahead, who do you think you will choose for your biography project?

Week of: 12/3-12/14


Subject	What We Did in Class	Questions You Might Ask Your Child
Language Arts Amy	<p><i>Spelling:</i> th, ch, tch, wr, ck Soft g, soft c</p> <p><i>Writing:</i></p> <ul style="list-style-type: none"> Describe your holiday. Cursive letters u, w, l. Funny picture writing Short summaries <p><i>Reading:</i></p> <ul style="list-style-type: none"> Helen Keller Gathering information when reading nonfiction Statements versus questions Louis Braille 	<p>Are you enjoying learning to write in cursive? Why or why not? What is funny picture writing?</p> <p>Do you think Helen lived a good life? Why or why not?</p> <p>How did Louis become blind? How are Louis and Helen similar? How are they different?</p>
Social Studies Amy	<ul style="list-style-type: none"> Continued the study of the Gabrielino people. Began Google Slides presentation about the Gabrielino. 	<p>Name one tool they used. Name one item of clothing they wore.</p>
Math	<p><i>Ms. Cucco's group:</i></p> <ul style="list-style-type: none"> We are continuing our multiplication and division units. It is very important that your child practices the 	$\begin{array}{r} 37 \\ \times 4 \\ \hline 148 \end{array}$ $\begin{array}{r} 67 \\ \times 5 \\ \hline 335 \end{array}$ $\begin{array}{r} 235 \\ \times 3 \\ \hline 705 \end{array}$ <p>Maria saved \$24. She saved 3x as much as Wayne.</p>

	<p>multiplication facts (3,4,5, and 10)</p> <ul style="list-style-type: none"> Understanding one-step and two- step multiplication and division problems and part-whole models Multiplying ones, tens, and hundreds by a one-digit number Understanding remainders in division Learning to do long division by dividing a 2-digit number by 2, 3, 4, and 5. Understanding the terms quotient and remainder <p><i>Amy's group:</i></p> <ul style="list-style-type: none"> Multiplication and division practice involving 2s,3s,4s,5s and 10s Solving equations using the four operations One step word problems Multiplying ones, tens and hundreds by a one-digit number It is very important that your child practice their multiplication facts (2,3,4,5 and 10.) 	<p>How much did Wayne save? How much did Maria and Wayne save altogether?</p> <p>\$8 \$8 \$8 $24/3 = 8$ \$8 Wayne saved ____(\$8). Altogether, the children saved ____(\$32)</p> <p>Xxxxxxxx xxxx 8 divided by 2 = xxxx (4)</p> <p>9 divided by 2 = ____ (The quotient is 4 and the remainder is 1)</p>
<p>Judaic Studies Eric</p>	<p>This week we started to prepare for our Shabbat service by discussing the concept of Keva and Kavanah. Keva being the way things are done (bowing at appropriate times, the call and response of prayer). Kavanah is the intention behind the prayer or how we connect to the prayers. In preparation for our service the students have begun to look at prayers and think creatively about the deeper meaning and their own personal connection to the text.</p>	<p>Your students should be able to explain the concept of Keva and Kavanah as it relates to prayer.</p>

Hebrew Morah Hava And Morah Gila	This week in Hebrew we are continuing with the colors unit. We are learning a new story by Paul Kor "The Best Color" In this book the students get to expand their vocabulary words and sentences structure. The students are working hard on their reading and writing skills.	Ask your child what his/her favorite color and why?
Science Mr. Abelson	Third grade continued exploring magnets. Specifically students made attempts to clean off magnets that had iron filings on the magnets. Students also took a closer look at strong magnets floating down copper pipes, learning that some metals are magnetic, some are not magnetic and some are semi-magnetic. Students also conducted an experiment to copy and print out magnetic lines of magnets that are close together.	Is copper magnetic? How easy is it to remove iron filings from a magnet?
Art Miss Mimi	This week, third grade began to create self-portraits inspired by Fauvism.	What is unique about fauvism?
Technology Daniel	This week, third graders were introduced to Google Slides. Google Slides is an app used by our school and is comparable to Microsoft Powerpoint in that it gives students a powerful toolset to create a slide deck. We talked about some of the most commonly used tools such as creating new slides, formatting our slides, and inserting text, photos, and links. Students were then given time to create a practice intro slide and were asked to share the slide deck with me via email.	What kinds of projects would Google Slides be useful for?
Music	We've gone through the entire	Can you sing the English verse?

Jeffrey	hebrew medley for IGD. Now we'll start focusing on each verse - Hebrew and English.	"Everyone let's do it - we can reach to the sky"
Dance Adi Licht	In 3rd grade we worked on giving positive feedback to our fellow dancers. Students performed part of the IGD dance they have learned so far in small groups of three with their friends observing and giving them positive feedback following their performance.	How did it feel to GET positive feedback from your fellow classmates ? How did it feel to GIVE positive feedback to your fellow classmates ?
Yoga Hillary Goldstein	This week we focused on individuality as our middah for the month is Adam Yachid, Uniqueness of Each Person. Using some yoga dice, each student got to follow the yoga pose direction on the dice, and notice all of the subtle and obvious ways the shapes we make in our body are unique from one person to the next.	What are three (or more) different yoga poses you can do while only touching two hands and two feet to the ground. Try also some different poses only touching one hand and one foot! Have fun!

Photos From This Week:



































Email Lists

Faculty CC:

leadershipteam@aaeds.org

rcucco@aaeds.org

jabelson@aaeds.org

dshiriwastaw@aaeds.org

mklabon@aaeds.org

ageorge@aaeds.org

debrap@aaeds.org

llabowe@gmail.com

rgoldstein@aaeds.org

alicht@aaeds.org

Hoberstein@aaeds.org

jprince@aaeds.org