

Dear Parent,

To access your student's Edmodo classroom page, please go to: <http://roundrockisd.edmodo.com/home> . Please bookmark this site so you can return to it.

1. On your first visit, you will need to click on "Parent Sign Up" so that you can create an account.

Username or Email Password Forgot? Login







Edmodo for Round Rock Isd

Create Your Account

I'm a Teacher I'm a Student

Click here [Parent Sign Up](#) (Requires Parent Code)

Blog Schools & Districts Platform Mobile Help

Edmodo ©2012 | About | Jobs | Contact | Press | Terms | Privacy |      

2. Enter in your parent code: ***[insert parent code here]***, create a username and password, and click Sign Up

The image shows a 'Parent Sign Up' form window. It contains the following fields and annotations:

- Parent Code:** 2vbu46. A red arrow points to this field with the text: "Type your student's code here."
- Relation:** A dropdown menu showing "Mom".
- Username:** fnemom123. A red arrow points to this field with the text: "Choose your own username". Below the input field, the word "available" is displayed in a blue box.
- Password:** A field with masked characters (dots).
- Email:** christyfennewald@gmail.com
- First Name:** Christy
- Last Name:** Fennewald
- Below the fields, there is a checkbox labeled "You agree to our terms of service." and a link for "Privacy Policy".
- At the bottom, there is a "Sign up" button. A red arrow points to this button with the text: "When you are done, click sign up".

3. Then, you will be logged in. When you are logged in, you can see your student's Edmodo grades, assignments, any teacher announcements, the class library, and assignment calendar.

To login after after your first-time access, please go to the Edmodo link above.

Then, type in your username and password you created your first time.

Thank you,

[Insert your name here]

Your students' teacher