

	<b>Setting email Outlook for Blackberry Enterprise Service (BES)</b>	<b>EFFECTIVE DATE:</b> January 13, 2011 <b>VERSION : 1.00</b>
---	--	---

## **FELDA PRODATA SYSTEMS SDN. BHD.**

### **Standard Operation Procedure**

**SOP NO: TEK-OSSSOP-CLT-E05-V1.00**

**Setting email Outlook for Blackberry Enterprise Service (BES)**

*January 13, 2011*

---

**EFFECTIVE DATE:**

**Setting email Outlook for Blackberry Enterprise Service (BES)**

January 13, 2011

**VERSION : 1.00**

**FELDA PRODATA SYSTEMS SDN. BHD.**

**Standard Operation Procedure**

**SOP NO: TEK-OSSSOP-CLT-E05-V1.00**

**Setting email Outlook for Blackberry Enterprise Service (BES)**

*January 13, 2011*



**VERSION : 1.00**

[illegible]

---

**EFFECTIVE DATE:**

January 13, 2011

**VERSION : 1.00**

**Revision History**

**Release No.**

**Setting email Outlook for Blackberry Enterprise Service (BES)**

**Date Changed By Checked By Change**

**Reference**

**Revision Description**



## Setting email Outlook for Blackberry Enterprise Service (BES)

EFFECTIVE DATE:

January 13, 2011

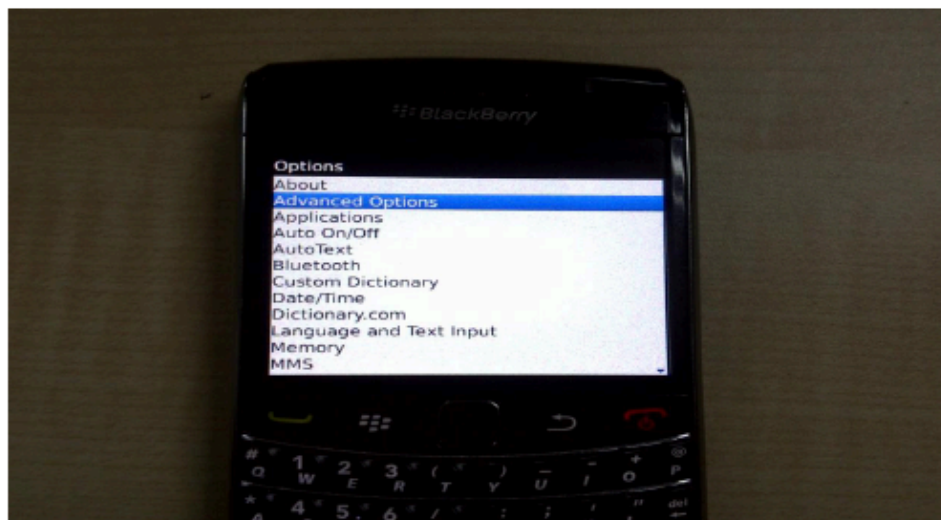
VERSION : 1.00

### Blackberry Enterprise Service (BES)

1. Add user id and password at Server Blackberry Enterprise Server (BES). Will done by System Administrator
2. Click Icon Options



3. Select Advanced Options



---

**EFFECTIVE DATE:**

January 13, 2011

**VERSION : 1.00****Blackberry Enterprise Service (BES)**

1. Add user id and password at Server Blackberry Enterprise Server (BES). Will done by System

Administrator

2. Click Icon Options


3. Select Advanced Options

**Setting email Outlook for Blackberry Enterprise Service (BES)**

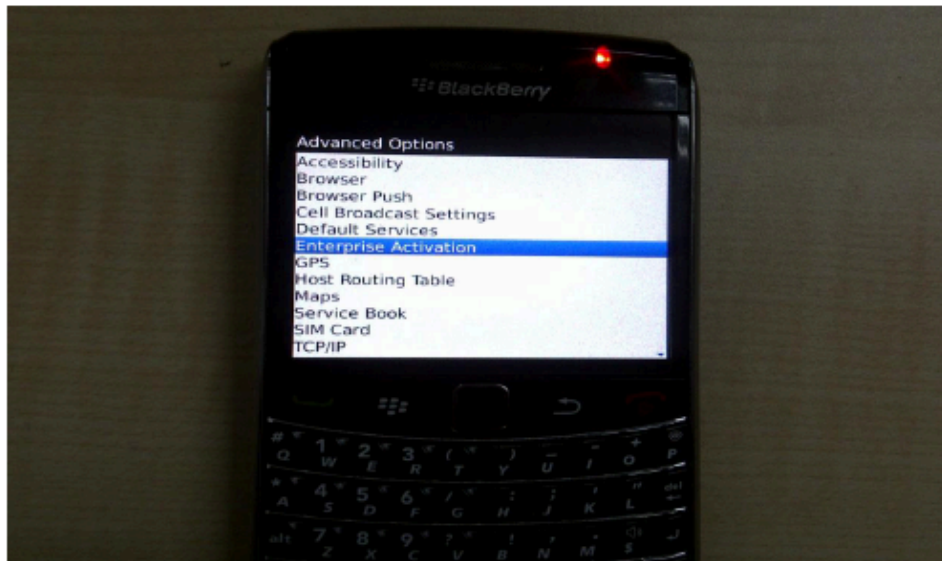
li

Bluetooth

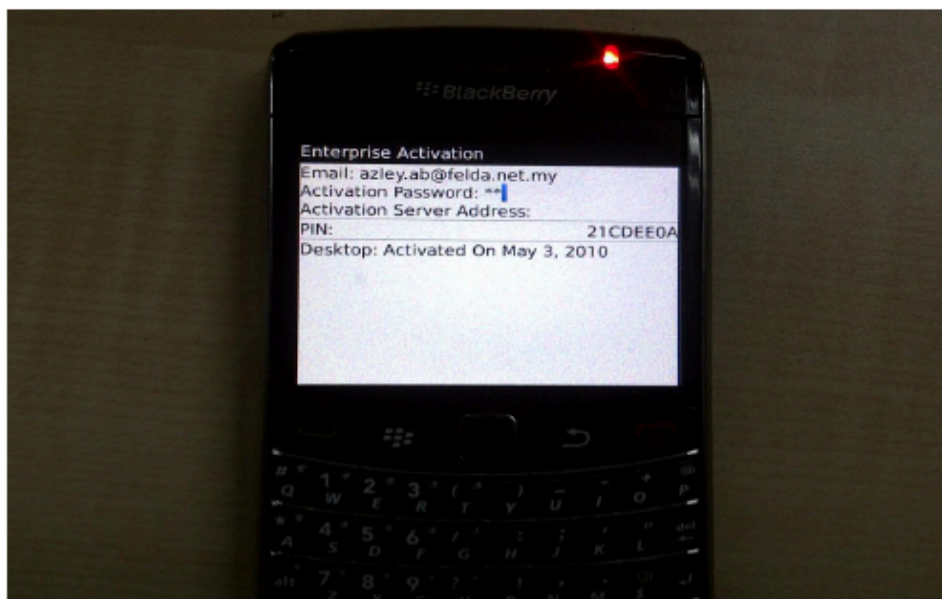
Custom Dictionary Date/Tme Dictionary/.con1 Language and Text Input

	<b>Setting email Outlook for Blackberry Enterprise Service (BES)</b>	<b>EFFECTIVE DATE:</b> January 13, 2011 <b>VERSION : 1.00</b>
---	--	---

4. Click Enterprise Activation



5. Insert email name & Activation password. Default password is: bb



---

**EFFECTIVE DATE:**

January 13, 2011

**VERSION : 1.00**

4. Click Enterprise Activation


5. Insert email name & Activation password. Default password is: bb

**Setting email Outlook for Blackberry Enterprise Service (BES)**

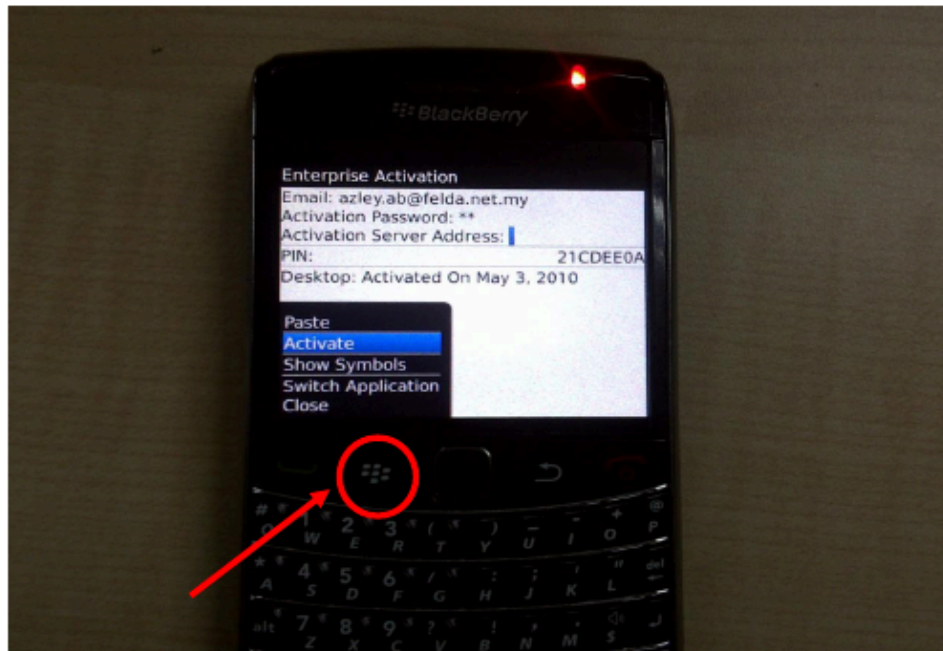
I"- vanced Otion

Cell Broadcast Settings Default Services



	<b>Setting email Outlook for Blackberry Enterprise Service (BES)</b>	<b>EFFECTIVE DATE:</b> January 13, 2011  <b>VERSION : 1.00</b>
---	--	---

6. Select Icon bb and click Activate. Wait until Activation complete



---

**EFFECTIVE DATE:**

**Setting email Outlook for Blackberry Enterprise Service (BES)**

January 13, 2011

**VERSION : 1.00**

6. Select Icon bb and click Activate. Wait until Activation complete.