

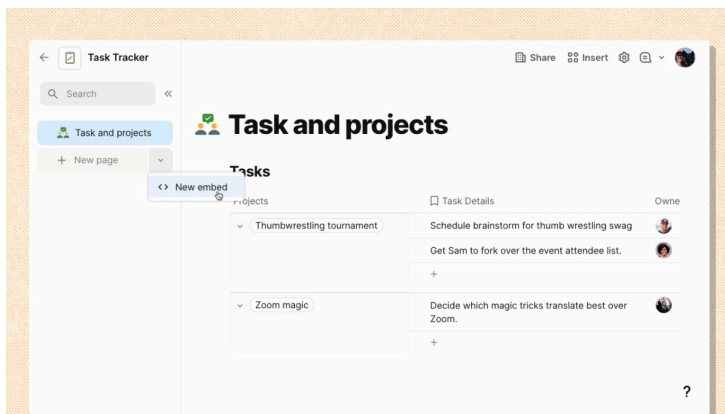


You're currently looking at a Google doc that's been **directly embedded as a page into Coda!**

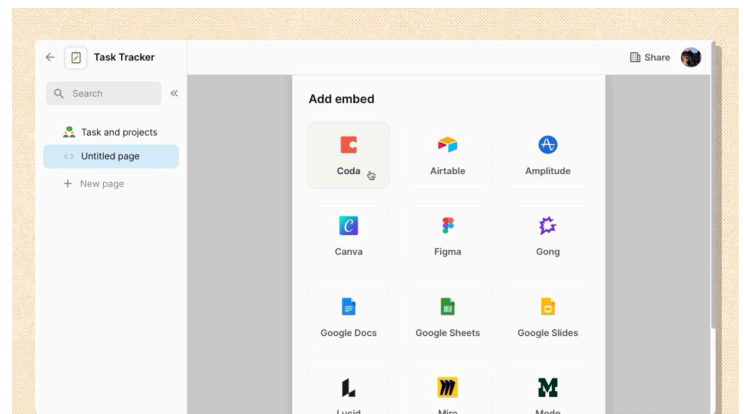
This Google doc is view-only, but with edit access you would be able to fully interact with this page (edit text, make comments, etc).

This way, you can view all your data from a single place (Coda) and stop constantly switching tabs throughout the day! 🎉

Try it yourself

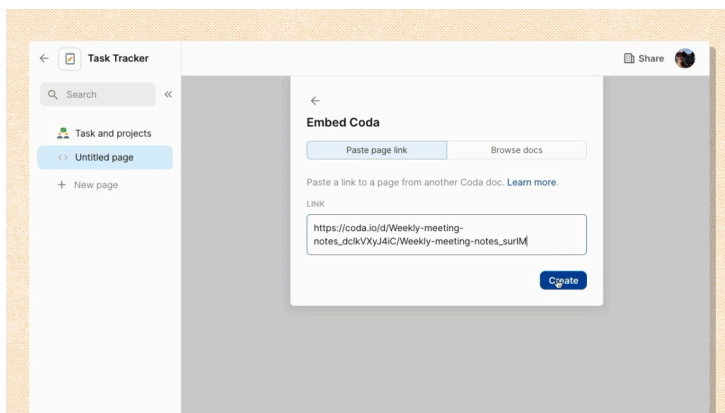


1. Select "<> New embed" from the dropdown (v icon) next to the "+ New page" option, in the bottom left corner of your screen.

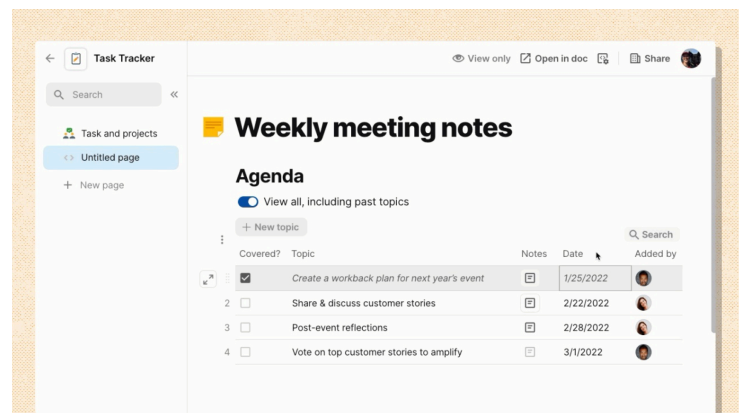


2. Select which tool you're pasting a link from.

Alternatively, you can also type `/page embed` on any other page.



3. Paste in your link, then click **Create**.



4. Your link is now a full-page embed!

Note: please make sure that your link has the appropriate sharing and viewing permissions enabled.