

FACIAL FEATURES PRACTICE




Art takes practice! Just like any other subject, you must practice and work hard and you WILL get better and improve. This is called the growth mindset, which I am a strong believer of.

This week we are beginning portrait practice, which includes practicing drawing facial features. Use any paper you'd like and a #2 pencil or mechanical pencil will work great.

Watch any of the links for each section to learn more skills, tips, and tricks for drawing portraits!

It is great to see multiple demonstrations so you can find what is best for you!

(The videos with a * before them are the most highly recommended.)

<p>Eyes</p> 	<p>*https://www.youtube.com/watch?v=1_p1ab2v24g&feature=youtu.be (Mr. McColley's demo)</p> <p>https://www.youtube.com/watch?v=LZ9Hpp8Jygl&t=2s</p> <p>https://www.youtube.com/watch?v=zqNZ9df0tho</p> <p>https://www.youtube.com/watch?v=ZP8goZI9JH0</p>	
<p>Nose</p> 	<p>*https://www.youtube.com/watch?v=7ueWr2EseM0&t=52s</p> <p>https://www.youtube.com/watch?v=DeFv3pg_Fxk</p> <p>https://www.youtube.com/watch?v=W1QkYcGnHeU</p>	
<p>Mouth</p> 	<p>*https://www.youtube.com/watch?v=-DZLkEZV3DM&t=935s</p> <p>https://www.youtube.com/watch?v=HgUBPfvN_G0&t=893s</p> <p>https://www.youtube.com/watch?v=FoQxIqBTCNE&t=683s</p> <p>https://www.youtube.com/watch?v=s3GeiAKJYI8</p>	

