

Advice for Room Leaders

Link for today's workshop: <https://www.girlsprogramming.network/adelaide-workshop>

Link to the tutor website: <https://girlsprogramming.network/adelaide-tutors>




In your room:

- Python Cheat Sheets (1 per student)
- Cups (1 per student)
- Student Worksheet (1 per student)
- Spare EdStem Logins (rip off 1 per student)
- Room allocation/lecture allocation sheet
- Fruits and snacks

NOTE: For this workshop we are using the EdStem workplace, the instructions/workbook are on this new system. If they can't use their personal email to make an account, we have spares at the front of the room.

TIP: Remind students how to copy and paste code as this will be a time saver when using this system.

Order of lectures to workbook task

 G (Beginners)	 P (Intermediate)	 N (Advanced)
0 - Intro to Markov Chains 0 - Intro to programming 1 - Intro to Python 2 - If Statements and Lists 3 - Random 4 - For Loops 5 - Dictionaries Workbook 1	0 - Intro to Markov Chains 1 - Intro to Python 2 - If Statements and Lists 3 - Random 4 - For Loops 5 - Dictionaries 6 - More Dictionaries and Lists 7 - Files Workbook 1 → workbook 2	0 - Intro to Markov Chains 1 - Intro to Python 2 - If Statements and Lists 3 - Random 4 - For Loops 5 - Dictionaries 6 - More Dictionaries and Lists 7 - Files Workbook 1 → workbook 2 → workbook 3

General Room Leader Advice

keep all food packaging so it can be read to prevent allergic reactions.

- Ration the chocolate and snacks throughout the day
 - Give out lollies and chocolates as prizes
-
- 10:30
Arriving at the labs
- Introduce yourself and fellow tutors to the room
 - Do the start of day survey before beginning anything else
 - Do the get to know you game
 - Get everyone to open the slideshow on their computers from the GPN site (remind them which classroom they are in so they select the correct slides)
 - Let everyone know where they can collect pens and fruit (ration the tastier snacks)
-
- Lectures
- Remind them of the cheat sheets
 - Look around the room to gauge the pace (or ask your fellow tutors to keep an eye on the pacing). When most of the kids are ready to move on to the next section/concept it is time for the next lecture
 - Give them time between lectures to digest the content
 - It's ok if not all of the kids are paying attention to the lecture. As long as they are not disturbing the rest of the class they can work at their own pace.
 - If a lecturer is getting stuck, try asking them a question to get back on track, or give them some help (especially if they are a new tutor)
-
- 12:30ish
Before lunch
- Before leaving for lunch make sure everyone pulls up and maximises the GPN slide to prevent logging out
-
- 2ish
Back in the labs
- Check that everyone is still logged in
 - Once all the lectures are finished, you may want to play some calming background music. We recommend lofi / beats to study to (this minimises conflict about song requests)
-
- 3:30 -4pm
End of day
- Give out certificates and stickers to your classroom
 - Do the end of day survey at the end of the day