

Cited References (In Order of Appearance)

1. **Catawba County Merger Discussion**



<https://catawbacountync.gov/news/chair-randy-isenhower-statement-regarding-school-merger/>

– Supports enrollment decline in N-CCS, projections of \$40–50 million in consolidation savings, and the broader county position.

2. **Governor’s Office – Education Trends**



<https://governor.nc.gov/issues/education>

– Contextualizes statewide K–12 enrollment decline used to frame local trends.

3. **WUNC Report – NC Enrollment Drop**



<https://www.wunc.org/education/2024-10-02/enrollment-down-in-many-nc-school-districts>

– Confirms N-CCS’s 11–12 % drop was among the sharpest in the state.

4. **WACB Local News – Enrollment Crisis in N-CCS**



<http://860wacb.com/articles/n-ccs-enrollment-drop-2025>

– Details November 2024 emergency request for county funds and continued enrollment decline.

5. **WSOC-TV – Opposition to Merger by N-CCS Board**



<https://www.wsoc.tv/news/local/newton-conover-school-board-pushes-back-against-consolidation/>

– Cites the formal board resolution opposing merger and community concerns.

6. **Yahoo News – Consolidation Savings Estimate**



<https://www.yahoo.com/news/catawba-county-schools-consolidation-savings-estimate-232400675.html>

– Backs the \$40–50 million figure as potential financial benefit.

7. **Facebook – Reaction by Dave Faherty**



<https://www.facebook.com/dave.faherty.75/posts/1369021577918633>

– Reflects public sentiment and references local debate around county funding.

8. **SchoolDigger – N-CCS Demographic & Performance Data**



<https://www.schooldigger.com/go/NC/district/08330/search.aspx>


– Provides statistics on free/reduced lunch, proficiency, and chronic absenteeism.

9. **MyFutureNC Dashboard – Attendance & Proficiency**

 <https://dashboard.myfuturenc.org>


– Supports data on chronic absence (26 %) and reading proficiency rates in N-CCS and Hickory.

10. **Niche – Newton-Conover Demographics**

 <https://www.niche.com/k12/d/newton-conover-city-schools-nc/>


– Offers demographic details, including Hispanic and low-income student percentages.

11. **Google Doc – Cole Setzer Statement (June 13, 2025)**

 <https://docs.google.com/document/d/1R5ub5KW2j1PWhaxsaeydYk63M6AeGszbj5So5Jiv-kc/edit?usp=sharing>


– Source for the auditorium case study and Commissioner Setzer’s fiscal stance.

12. **Buncombe County Consolidation Study – Prismatic Report**

 https://www.buncombecounty.org/common/Commissioners/01162025/Prismatic%20B_Buncombe%20Consolidation%20Study%20Report%20-%20Final%20-%2015JAN25.pdf

– Provides comparative consolidation savings and process insights.

13. **WHKY – N-CCS Board’s Resolution Against Merger**

 <https://www.whky.com/n-ccs-board-rejects-county-consolidation-proposal/>

– Documents the board’s June 16 vote and details on public commentary sessions.

14. **Newton-Conover Schools – Official Resolution Article**

 <https://www.newton-conover.org/article/2269917>

– Confirms objection to merger, citing tradition and community identity.

15. **Wikipedia – Catawba County Schools Enrollment**

 https://en.wikipedia.org/wiki/Catawba_County_Schools

– Source for overall district size (17,370 students) and demographic background.

16. https://educationrecoverycorecard.org/wp-content/uploads/2025/02/report_NC_3703360_newton-conover-city-schools.pdf?utm_source=chatgpt.com

Citations

nces.ed.gov

[Search for Public School Districts - District Detail for](#)

[Search for Public School Districts ; District Name: Hickory City Schools ; NCES District ID: 3702190 ; State District ID: NC-181.](#)

More

ednc.org

[Who are North Carolina's public school students? - EdNC](#)

[February 18, 2024 — In 2023-24, our traditional public schools are serving 1,358,003 students. 467,643 of those students — 34% — are in school districts in North ...](#)

ed.gov

[Hickory Career Arts Magnet High School \(370219002108\)](#)

[Hickory City Schools. NCES District ID: 3702190. State District ID: NC ... Enrollment Characteristics \(2023-2024 school year\). Enrollment by Grade: 9, 10 ...](#)

ed.gov

[Search for Public Schools - Hickory High \(370219000943\)](#)

[Source: CCD Public school data 2023-2024 school year. Notes: The unduplicated number of students who are eligible to participate in the Free Lunch and ...](#)

ed.gov

[Search for Public Schools - Hickory High \(510081001482\)](#)

[Source: CCD Public school data 2023-2024 school year. Notes: The unduplicated number of students who are eligible to participate in the Free Lunch and ...](#)

ed.gov

[Search for Public Schools - Hickory HS \(421182003150\)](#)

[Source: CCD Public school data 2023-2024 school year. Notes: The unduplicated number of students who are eligible to participate in the Free Lunch and ...](#)

ed.gov

[Search for Public Schools - Hickory Grove Elementary ...](#)

[PK, KG, 1, 2, 3, 4, 5. Students, 88, 93, 93, 88, 85, 69, 81. Enrollment by Gender: Male, Female. Students, 304, 293. Enrollment by Race/Ethnicity: ...](#)

hickoryschools.net

[Enroll - Hickory City Schools](#)

[Kindergarten Student Enrollment · NEW STUDENT ENROLLMENT 2025-2026 · Online Registration for New Students - Video · Returning Student Enrollment 2024-2025. Logo ...](#)

usnews.com

[Hickory City Schools - Education - U.S. News & World Report](#)

Hickory City Schools contains 9 schools and 3,877 students. The district's minority enrollment is 60%. Also, 50.2% of students are economically disadvantaged.

publicschoolreview.com

[Hickory City Schools School District \(2025\) - Public School Review](#)

Quick Stats (2025) · District size: 10 schools · Grades: PK-13 · Enrollment: 3,817 students · Student:Teacher Ratio: 15:1 · Minority Enrollment: 64% · Graduation Rate.