



Photography 1- Course Description, Syllabus, Contract, Introduction

Teacher: Dawn Deming

dawn.deming@bvsd.org

720-561-7799

Rm. 105, Centaurus High School

<https://sites.google.com/bvsd.org/demingwebsite/home>

Photography1

This introductory course deals with traditional black and white 35mm photography as well as digital photography and teaches basic camera handling, and darkroom procedures. Students learn how to control light to produce an aesthetically pleasing image.

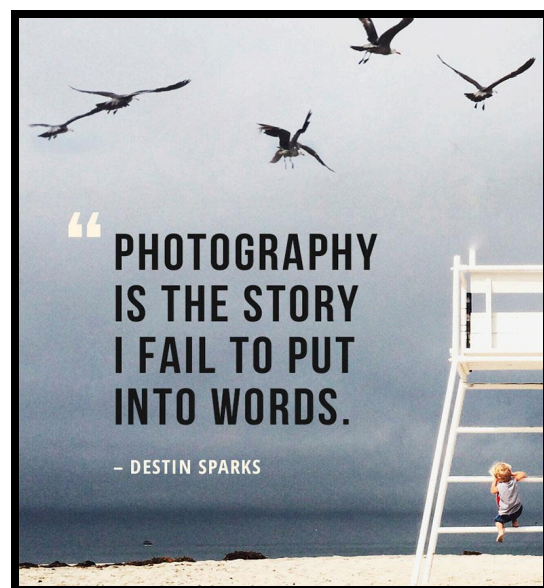
Composition and the elements and principles of art are introduced. In addition, digital photography, photograms, special effects, and the history of photography may be addressed.

Standards are the topical organization of an academic content area. The four standards of visual arts are:

1. Observe and Learn to Comprehend

(Communicating Meaning & Understanding Assignment Goals)

Use the visual arts to express, communicate, and make meaning. To perceive art involves studying art; scrutinizing and examining art; recognizing, noticing, and seeing art; distinguishing art forms and subtleties; identifying and detecting art; becoming skilled in and gaining knowledge of art; grasping and realizing art; figuring out art; and sensing and feeling art.



2. Envision and Critique to Reflect (*Interpreting, Understanding & Evaluating Works of Art*)


Articulate and implement critical thinking in the visual arts by synthesizing, evaluating, and analyzing visual information. To value art involves visualizing, articulating, and conveying art; thinking about, pondering, and contemplating art; wondering about, assessing, and questioning art concepts and contexts; expressing art; defining the relevance, significance of, and importance of art; and experiencing, interpreting, and justifying the aesthetics of art.

3. Invent and Discover to Create (*Demonstrate Competency in Art Media, Materials, Tools & Methods*)

Generate works of arts that employ unique ideas, feelings, and values using different media, technologies, styles, and forms of expression. To make art involves creating, inventing, conceiving, formulating, and imagining art; communicating, ascertaining, and learning about art; building, crafting, and generating art; assembling and manufacturing art; discovering, fashioning, and producing art; and causing art to exist.

4. Relate and Connect to Transfer: (*Understanding the Value of Original Ideas, Artwork and Planning*)

Recognize, articulate, and validate the value of the visual arts to lifelong learning and the human experience. To respond to art involves relating to art; connecting to art; personally linking to art; associating with art; bonding to art; moving toward art sensibilities; shifting to art orientations; thinking about art; attaching meaning to art; replying to art; reacting to art; internalizing art; personalizing art; and relating art to diverse cultures.




Topics at a Glance:

- Introductory level of how a camera works
- Introductory level of printing in the darkroom
- Introduction to photo editing and manipulation
- Introduction to composition
- Introduction to safe chemical handling
- Introduction of History of Art and Photography
- Introduction to mounting presentation techniques
- Introduction of f-stop, shutter speed, ASA
- Introduction of Elements of Art and Principles of Design

Essential Questions:

1. Why are photographs art?
2. Are all photographs art?
3. What choices can I make to express myself to the viewer of the image?
4. Technically, how do I create a photograph?
5. How does a camera work?
6. Who are some of the important figures in photography history?
7. How do you analyze / critique a photograph?
8. How can you incorporate the principles and elements of art into your photographs?
9. How can you use Photoshop to enhance your work?
10. What are the current photography career choices?



"Yes, yes, already, Warren! ... There IS film in the camera!"

GRADING

GRADING

Grading is based on a student's personal growth as well as an accumulation of effort/participation, summative and formative assignments. **Students should note that grades are a combination of:**

<p>Planning and original ideas: all artwork for this course MUST be ORIGINAL and taken during the time frame of the course.</p> <p>Work methods and efforts that are observed daily in class.</p> <p>Participation in critiques and discussions: Participating in Critiques - each project has a critique, all students must participate in the critique <u>regardless of where they are at with an assignment.</u></p> <p>Coming to class on time and being prepared every day. Backing up work on usb drive and in Google drive.</p> <p>Final or reworked projects will be accepted until the Friday before finals.</p>	<p>Turning in all work complete and on time- Keeping up to date on class deadlines & goals by using the class website & calendar and using BVSD student email and google apps</p> <p>Staying on task during class time – Students caught using class time to watch videos, play games, text message and view inappropriate websites will receive a 0 for their participation grade.</p> <p>Materials needed for class: -Charged phone and Chromebook</p> <p>-I suggest bringing your own 4GB SD camera memory card for shared digital camera use</p>
---	--

Grading Continued: Grading Rubric

In this evaluation you will be graded on the following visual art content standards:

Content Standards	A=Advanced	B=Proficient	C=Partially Proficient	D1=Unsatisfactory
1. Observe and Learn to Comprehend (Communicating Meaning & Understanding Assignment Goals)	The student goes above and beyond assignment goals in understanding and using the visual arts to express, communicate and make meaning.	The student meets the assignment goals in understanding and using the visual arts to express, communicate and make meaning.	The student is partially proficient in meeting the assignment goals in understanding and using the visual arts to express, communicate and make meaning.	The student is unsatisfactory in meeting the assignment goals in understanding and using the visual arts to express, communicate and make meaning.
2. Envision and Critique to Reflect (Interpreting, Understanding & Evaluating Works of Art)	The student goes above and beyond assignment goals in interpreting, understanding & evaluating works of art	The student meets the assignment goals in interpreting, understanding & evaluating works of art	The student is partially proficient at meeting the assignment goals in interpreting, understanding & evaluating works of art	The student is unsatisfactory at meeting the assignment goals in interpreting, understanding & evaluating works of art
3. Invent and Discover to Create (Demonstrate Competency in Art Media, Materials, Tools & Methods)	The student goes above and beyond assignment goals in demonstrating competency in art media, materials, tools & methods	The student meets the assignment goals in demonstrating competency in art media, materials, tools & methods	The student is partially proficient at meeting the assignment goals in demonstrating competency in art media, materials, tools & methods	The student is unsatisfactory at meeting the assignment goals in demonstrating competency in art media, materials, tools & methods
4. Relate and Connect to Transfer: (Understanding the Value of Original Ideas, Artwork and Planning)	The student goes above and beyond assignment goals for understanding the value of original ideas, artwork & planning	The student meets the assignment goals for understanding the value of original ideas, artwork & planning	The student is partially proficient at meeting the assignment goals for understanding the value of original ideas, artwork & planning	The student is unsatisfactory at meeting the assignment goals for understanding the value of original ideas, artwork & planning

Endnote:

I am looking forward to a fantastic semester teaching students to enjoy, appreciate, and create art. I teach from the perspective that all of us are creative and, while I have high expectations for each student, I recognize that each of us learn, create, and express ideas in different ways. As a result, strong efforts are made to correlate lessons with the academic core curriculum, as well as major works/styles of art from a variety of cultural perspectives.

I am providing the following information so you will know what my expectations are and how your child can be successful in class. Please take the time to discuss the information with your child because I believe that when we work together, your child's success is certain! If you have any questions or concerns, or if you would like to volunteer or join us in the classroom, you can contact me at dawn.deming@bvsd.org or 720-561-7799.

Sincerely,
Dawn Deming

Visual Art Classroom Safety Contract & Policies

Cell Phones, Music Players, etc:

Must be turned off when the student enters the classroom – If a student is seen wearing headphones without permission, playing games, watching videos, text messaging or surfing the web during a presentation from the teacher or another student, the student will be asked to put it away. If behavior continues, they will be referred to the office for further action.

Behavior: The 3 Rs- **Be Respectful:** towards others and equipment, **Be Responsibility:** for your own actions and assignments/daily work, and **Be Ready:** come to class prepared and on time.

Artwork Content:

Students must use school appropriate language, imagery, and resources in the creation of their artwork (no nudity, no violence, no vulgarity). All artwork is subject to administrator approval and BVSD policy.

Studio Time:

At various times throughout the semester, students will have studio time. Sometimes this means time to leave the classroom to take photographs or shoot video. Parents should be aware that during studio time, students may not be supervised by a teacher. Students are required to return to class at the end of studio time to check in with the teacher.

Chemicals are used in this classroom and the student acknowledges they will follow all safety protocols discussed in class.

No food is allowed in the darkroom.

School Equipment:

At any point during the semester, students may be loaned and or using school equipment. It is the student's responsibility to use school equipment in a safe manner. If equipment is broken, damaged, lost or stolen, it is the responsibility of the student or family to pay for any replacements. Large items that are checked out to be borrowed overnight must be signed out in the teacher's equipment logbook. Students must turn in their student ID card in order to check out equipment.

Office Hours & Contact info:

Ms. Deming -dawn.deming@bvsd.org

Office Phone: 720-561-7799

Office Hours: 8:30am - 4:00pm upon appointment.

Please note that I am often unable to check email or phone messages outside of these office hours. Since I am in the classroom teaching most of the day, I try to return emails and phone messages within 48 hours during my planning periods excluding weekends and holidays.

Book an appointment during my office hours: [Schedule here!](#)

I understand that if equipment is broken, damaged, or lost it is my responsibility to pay for any replacements. I understand that by typing my name in the spaces provided below that I agree to abide by all rules for visual art class. This contract must be signed in order to use materials and equipment.

[Click Here to digitally sign this form](#)



“Your photography is a record of your living, for anyone who really sees.”
– **Paul Strand**

