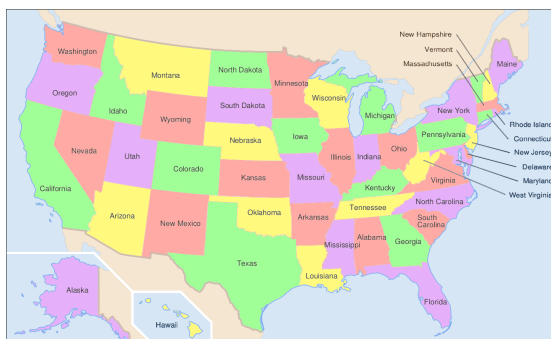



United States Multi Genre Research Project



What influences what we eat?

Objective: Analyze factors that influence nutrition and food choices around the United States of America.

Explore these Resources to Learn More	Your Task for the Explore Section
<p>Multigenre research paper explained by wikipedia</p>  <p>What is a multigenre research project?</p> <p>Introduction Multigenre Project - Written Explanation</p> <p>Why do a Multigenre project?</p> <p>Benefits of Multigenre - video</p> <p>Examples of a Multigenre Project</p> <p>Introduction to Multigenre Video</p>	<ol style="list-style-type: none"> Answer the questions: <ol style="list-style-type: none"> What is a multigenre research paper? Research Topic: Why do we eat the food that we do from this region of the United States? Sign up for a region of the United States. <ol style="list-style-type: none"> Students will focus on <u>one</u> specific region of the United States. List of United States Regions to choose from: <ul style="list-style-type: none"> ■ New England, ■ Mid-Atlantic, ■ South, ■ Midwest, ■ West and Southwest, ■ Pacific Coast, & ■ Hawaiian Island Link to request your region. Click here to learn who you will be working with and the region. Meet in your group to discuss what topics need to

Example of Multigenre Video

be researched to explain the research topic.

- a. Need help creating topics that would answer the research topic? Click Here for a [list of suggested topics](#).

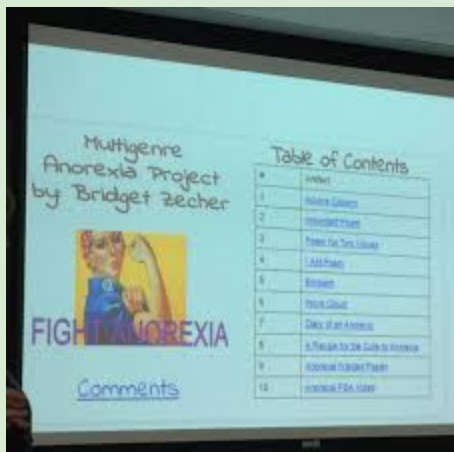
6. Each group member needs to gather information that would help explain the research topic.

7. Create a Memo to submit to the teacher.

- a. Information that must be in the memo.
 - Name of Group Members
 - Identify the region of the United States you are researching
 - Identify who is researching the different topics of the region.
 - Identify how you will communicate with each other about the project inside and outside of class
 - Answer the following questions with a complete response - What is a multigenre project?.
- b. Resources:
 - [How to write a Memo?](#)
- c. [Submit your Memo using this link.](#)

Explain: Use these resources to complete your tasks for this section and prepare to apply information.

Your Tasks For the Explain Section



This project asks you to focus on themes and lessons while creating a

1. Create a Memo

a. Information that must be included in the memo:

- Name of Group Members
- Identify your group's region of the United States.
- Provide the following information:
 1. What is happening well with communication in your group?
 2. How could communication improve in the group?
 3. Create a Chart like the one below and fill in the information

Topic	Genre	Artifact	Creator
-------	-------	----------	---------

digital interactive multi-genre museum exhibit.

You are going to create a minimum of 5 artifacts (projects) that fulfill a variety of genres for a museum exhibit that will inform peers about regional cuisines of the United States.

In addition to your 5 artifacts a food sample will also be provided from your region.

Resources:

- [Multigenre in the digital age](#)
- [Web 2.0 Tools](#)



What are multi-genre artifacts?

- Print Media: profile, news article, letter to the editor, editorial
- Visuals with Words: posters, ads, greeting cards, word clouds, emblem, timeline
- Visual Display: art work, map, collage, artifacts for time capsule
- Informational: quiz, recipes, menus, how to, charts, biographies, encyclopedia entry
- Narrative: story, memory, eyewitness account, narrative poem or ballad
- Poetry: found poem, bio poem, haiku, free verse, song lyrics

1			
2			
3			
4			
5			

4. Identify the theme for your digital museum.
5. Identify the food sample you will be creating.
6. Provide a recipe for the food sample you will be giving out.

2. [Submit your Memo using this link.](#)
- 3.

Note: You can have more than 5 artifacts. But each museum exhibit must have 5 original artifacts.

Resources: [How to write a Memo?](#)

–Performance: podcast, public service announcement, dance, puppet show, video, speech

[You must include 3 out of the 4 provided genres on the genre page to complete the assignment. - Click Here to see list of genres.](#)

Apply Section Directions & Resources

- You are one of the curators at a museum that will feature an exhibit about *Regional Cuisines of the United States*.
- The exhibit will answer the following question:
 - How do the regions of the United States influence what we eat?
- Your job is to create artifacts that capture different topics, culture, and themes about a particular region of the United States.
- You will be researching the influences on Personal Food Choices by examining cultural influences (ethnic, religious), exploring family and social influences, investigating environmental and technological influences (economic, political, geographic, global media).

Artifacts:

Your exhibit must include at least 5 different original artifacts. Five of your artifacts will be created by your team members. All of your other artifacts can be “found” meaning

Your Tasks for the Apply Section

1. Create your Artifacts to answer the question
- How does regional influences affect what we eat?

The Process of Creating Your Artifact:

Step 1: Research your topic.

Step 2: Organization of Information: Write a paper about each one of your topics that you have for your region answering the question: How does regional influences affect what we eat?. A paper includes an Introduction, body and conclusion. Also, cite your sources.

This may seem elementary but I am trying to help you pull your information together to then create an artifact.

Step 3: Decide on your Genre

- [Resource Link](#)
- Examples of Genres: Print Media, Visuals with Words, Visual Display, Information, Narrative, Poetry, Performance, etc.
- If you decide that this needs to change then do so.

you will find artifacts on the internet to connect to the theme.

[You must include 3 out of the 4 provided genres on the genre page to complete the assignment. - Click Here to see list of genres.](#)

For each artifact you will assume the voice of a curator (or tour guide) and write a paragraph explanation of how the artifact relates to the theme.

Formula:

- 1) In your 1st sentence, introduce your audience to the artifact.
- 2) In your 2nd sentence summarize the contents of your artifact.
- 3) In your 3rd sentence connect your artifact to the region of the United States.
- 4) In your 4th sentence explain the quote.
- 5) In your 5th sentence explain how your artifact and quote involve the same themes.

Food Item:

Your food item must be inspired from your region of the United States and help emphasize the theme of your museum exhibit.

Step 4: Decide on your type of artifact

- [Resource Link](#)
- Examples of Artifacts according to Genres:
 - Print Media: profile, news article, letter to the editor, editorial
 - Visuals with Words: posters, ads, greeting cards, word clouds, emblem, timeline
 - Visual Display: art work, map, collage, artifacts for time capsule
 - Informational: quiz, recipes, menus, how to, charts, biographies, encyclopedia entry
 - Narrative: story, memory, eyewitness account, narrative poem or ballad
 - Poetry: found poem, bio poem, haiku, free verse, song lyrics
 - Performance: podcast, public service announcement, dance, puppet show, video, speech
- If you decide that this needs to change then do so.

Step 5: Create your artifact.

Step 6: Each team member creates a Google Doc including their paper and artifact/artifact link. Make Sure change sharing rights to include Mrs. Ball.

- ☐ Name the Google Doc with this assignment name: FirstName_LastName-International Foods-Artifact Information (Heather_Ball-International Foods-Artifact Information)
- ☐ [Submit Google Doc using the International Foods DropBox](#)

	<p>3. Create your Digital Museum Display</p> <ul style="list-style-type: none"> ○ Suggested Platforms <ul style="list-style-type: none"> ■ Padlet ■ Thinglink ■ Not my favorite but Google Doc or Google Slides <p>4. Link your Digital Museum Display to this Google Slide for your class</p> <ul style="list-style-type: none"> ○ 2nd Hour Link ○ 4th Hour Link
--	--

[Needing Help? Click here](#)

FCS Department Academic Honesty Policy

Students should commit themselves to act honestly, responsibly, and above all, with honor and integrity in all areas of their academic life. Students are accountable for everything they say and write and are responsible for the integrity of their work. Academic dishonesty includes, but is not limited to, (1) academic misconduct; (2) cheating; (3) fabrication; (4) plagiarism.

1. Academic misconduct is the act of violating the rules or regulations of a specific class, including but not limited to tampering with grades or obtaining/distributing/using any academic matter to which the student should not have access or does not have permission to use.
2. Cheating is the act of deriving academic benefit from deceit or breaking the rules.
3. Fabrication is the act of claiming to have obtained information from a certain source, but such source does not exist or is fictitious.
4. Plagiarism is using another person's ideas or expressions without acknowledging the source. To plagiarize is to give the impression that you wrote or thought something that you in fact borrowed from someone. Students should not use the work of another and represent it as their own either intentionally or unintentionally. *The responsibility for learning the proper forms of citation lies with the individual student and varies by discipline.* Possible forms of citation include, but are not limited to:
 - Quotations: Quotations must be placed properly within quotation marks and must be cited fully in accordance to class guidelines.
 - Paraphrasing: All paraphrased material must be acknowledged completely. Whenever ideas or facts are derived from a student's reading and research or from a student's own writings, the sources must be indicated.

Punishment for Academic Dishonesty will follow the guidelines set out in the Student Handbook.

Definition created using the following resources: Harvard University Academic Dishonesty Policy, MLA Definition of Plagiarism, and the Blue Springs School District Academic Integrity Policy.