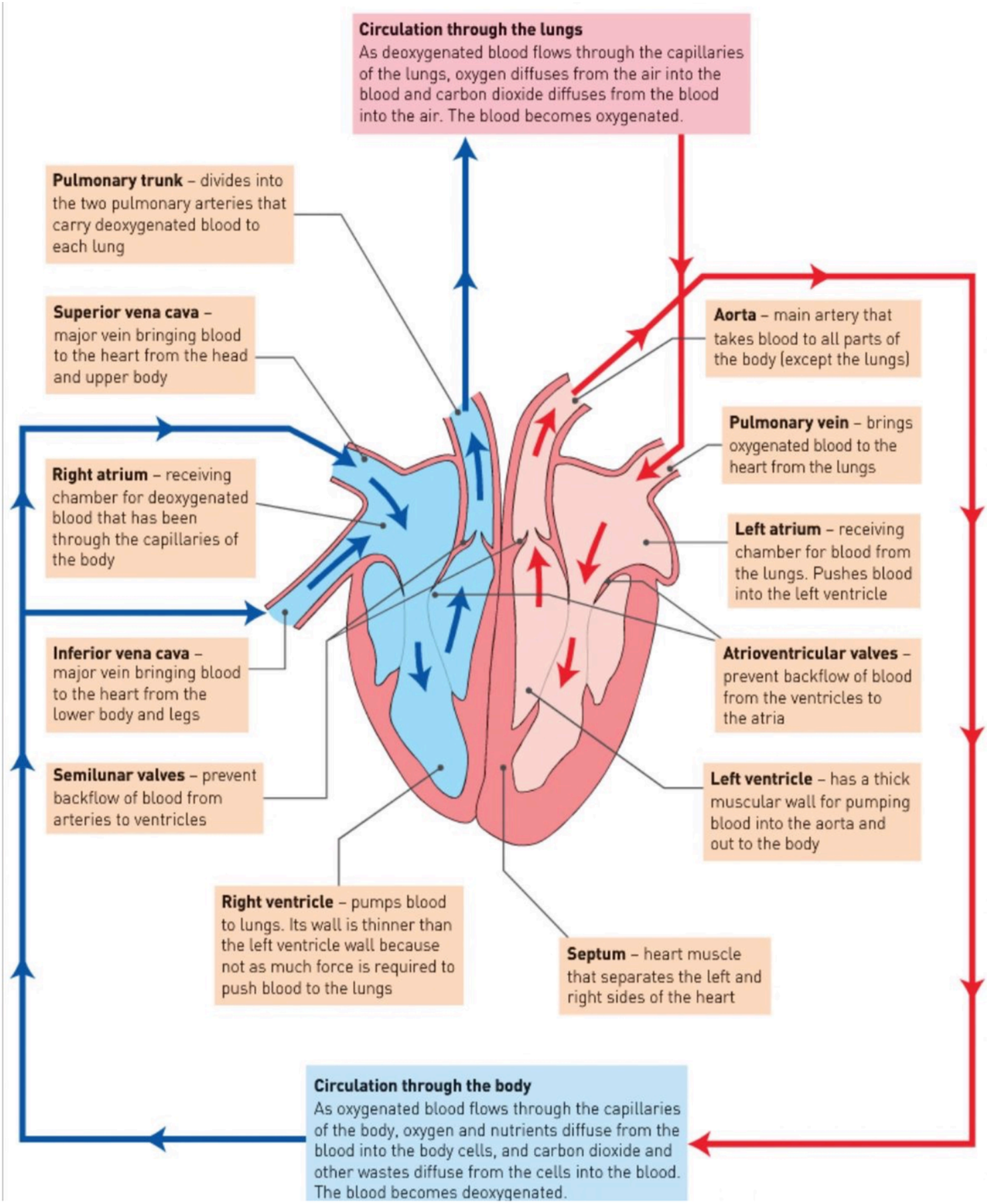
Circulation through the lungs
As deoxygenated blood flows through the capillaries of the lungs, oxygen diffuses from the air into the blood and carbon dioxide diffuses from the blood into the air. The blood becomes oxygenated.
Pulmonary trunk – divides into the two pulmonary arteries that carry deoxygenated blood to each lung
Superior vena cava – major vein bringing blood to the heart from the head and upper body
Aorta – main artery that takes blood to all parts of the body (except the lungs)
Pulmonary vein – brings oxygenated blood to the heart from the lungs
Right atrium – receiving chamber for deoxygenated blood that has been through the capillaries of the body
Left atrium – receiving chamber for blood from the lungs. Pushes blood into the left ventricle
Inferior vena cava – major vein bringing blood to the heart from the lower body and legs
Atrioventricular valves – prevent backflow of blood from the ventricles to the atria
Semilunar valves – prevent backflow of blood from arteries to ventricles
Left ventricle – has a thick muscular wall for pumping blood into the aorta and out to the body
Right ventricle – pumps blood to lungs. Its wall is thinner than the left ventricle wall because not as much force is required to push blood to the lungs
Septum – heart muscle that separates the left and right sides of the heart
Circulation through the body
As oxygenated blood flows through the capillaries of the body, oxygen and nutrients diffuse from the blood into the body cells, and carbon dioxide and other wastes diffuse from the cells into the blood. The blood becomes deoxygenated.

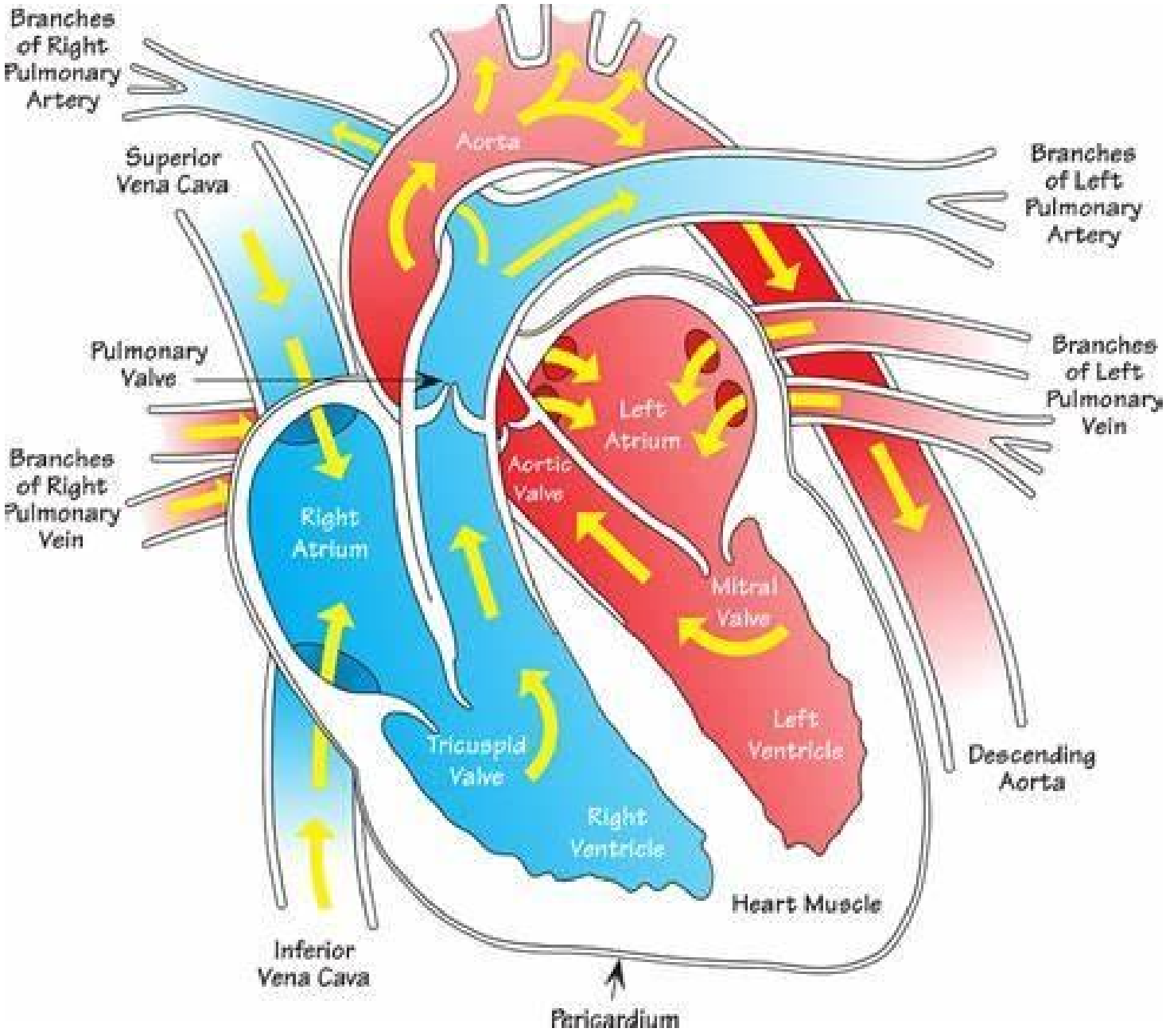
Branches of Right Pulmonary Artery
Superior Vena Cava
Aorta
Branches of Left Pulmonary Artery
Pulmonary Valve
Branches of Left Pulmonary Vein
Left Atrium
Branches of Right Pulmonary Vein
Aortic Valve
Right Atrium
Mitral Valve
Left Ventricle
Tricuspid Valve
Descending Aorta
Right Ventricle
Heart Muscle
Inferior Vena Cava
Pericardium

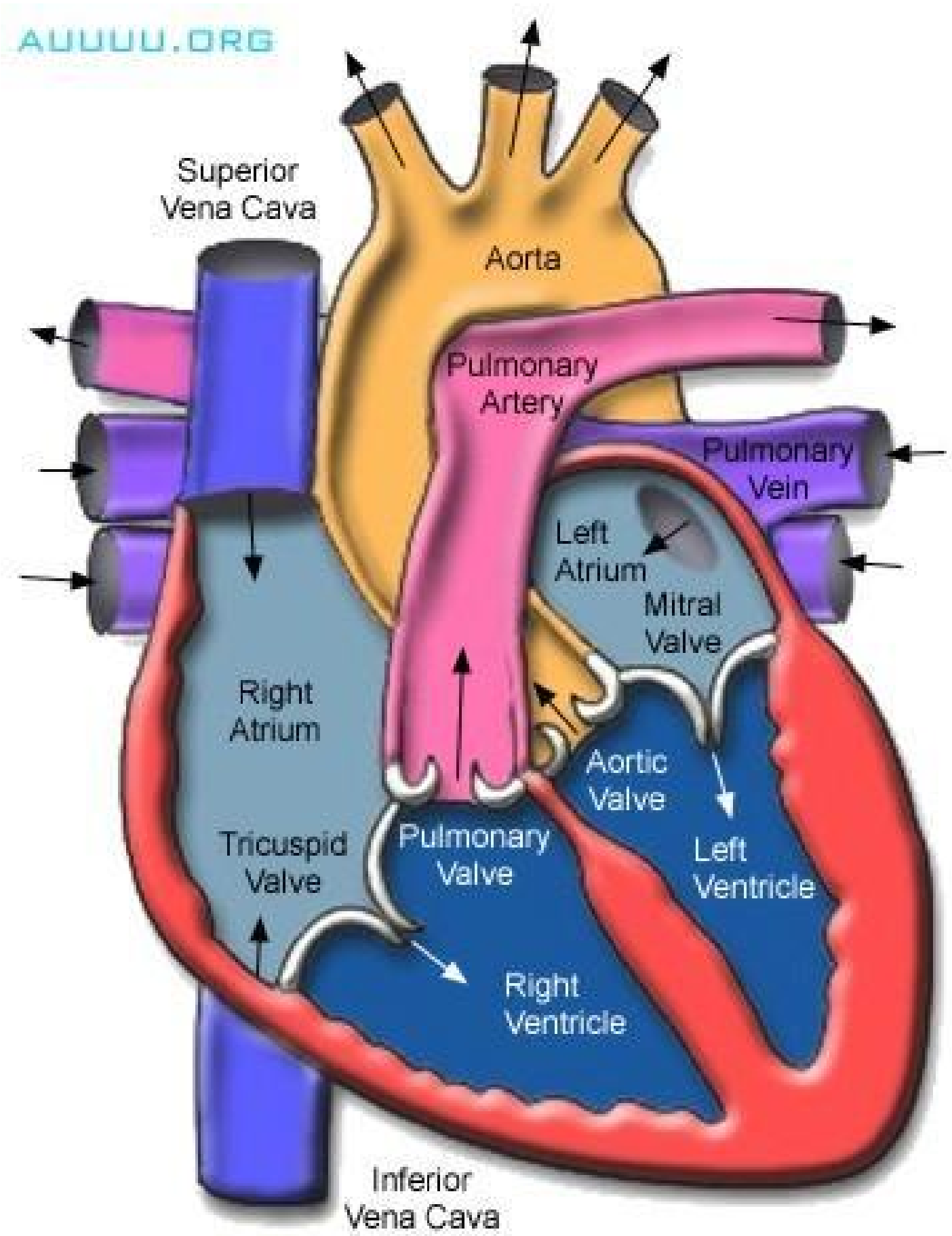
AUUUU.ORG
Superior
Vena Cava
Aorta
Pulmonary
Artery
Pulmonary
Vein
Left
Atrium
Mitral
Valve
Right
Atrium
Aortic
Valve
Tricuspid
Valve
Pulmonary
Valve
Left
Ventricle
Right
Ventricle
Inferior
Vena Cava