

# Data Broker Opt-Out List

source: <https://github.com/yaelwrites/Big-Ass-Data-Broker-Opt-Out-List>

💀 = high priority

🗑️ = requires driver's license (black out your ID #!)

📞 = must pick up a (gasp!) phone

---

💀 **Acxiom:** It is hard to find your own info for free, but you can opt out here:

<https://isapps.acxiom.com/optout/optout.aspx#section8> (U.S.)

<https://isapps.acxiom.com/optout/optout.aspx#section7> (non-U.S.)

<https://isapps.acxiom.com/optout/optout.aspx> (info)

If you don't have an email address, call (877) 774-2094 and follow the prompts.

💀 **AdvancedBackgroundChecks**

Search for your information here:

<https://www.advancedbackgroundchecks.com>. (Remember that you can leave your city and state and your age blank.) If your information shows up, remove your data here:

<https://www.advancedbackgroundchecks.com/removal>

**Archives:** To find your information, you must sign up for a free trial here:

<https://www.archives.com/search/ancestor/checkout> (and then cancel)

Opt out here: <http://www.archives.com/Optout>

🗑️ **BackgroundAlert:** Find your information and opt out here:

<https://www.backgroundalert.com/optout/>.



**BeenVerified:** Find your information and opt out here:

<https://www.beenverified.com/app/optout/search>

Opt out of property search here:

<https://www.beenverified.com/app/optout/address-search>

BeenVerified also owns PeopleLooker and PeopleSmart.

**CheckPeople:** Look for your contact info here: <https://checkpeople.com>.

If it shows up, opt out here: <https://checkpeople.com/do-not-sell-info>. You will need to fill out a form and captcha, select the record for removal, fill out your name and email, and solve another captcha. You will receive an email which will require you to confirm your opt-out request.

**Classmates.com:** Cancel your free or paid membership following the instructions here:

<https://help.classmates.com/hc/en-us/articles/115002224171-How-can-I-cancel-my-membership->

**Clustrmaps:** Find your information here: <https://clustrmaps.com/>. To remove it, go here: <https://clustrmaps.com/bl/opt-out>. It will ask you for a mailing address, but doesn't seem to verify it. It will then ask you to check off anything associated with your account that you want removed.

**CocoFinder:** Look for your information here:

<https://cocofinder.com/search>.

Opt out here: <https://cocofinder.com/remove-my-info>. It will send you to this Google form:

[https://docs.google.com/forms/d/e/1FAIpQLScEg LH9ro7oQR4c0V9E19ug1Gb7wVMrFFSj0Sgx4sjba\\_ET4Q/viewform](https://docs.google.com/forms/d/e/1FAIpQLScEg LH9ro7oQR4c0V9E19ug1Gb7wVMrFFSj0Sgx4sjba_ET4Q/viewform)

**CyberBackgroundChecks**

Find your information here: <https://www.cyberbackgroundchecks.com/>. If it's listed, remove it here:

<https://www.cyberbackgroundchecks.com/removal>. You will need to confirm by clicking a link sent via email.



**FamilyTreeNow:** Search for yourself and remove your information here: <https://www.familytreenow.com/optout>



**FastPeopleSearch:** Look for and remove your information here: <https://www.fastpeoplesearch.com/removal>. You may need to solve a captcha.

### **FreePeopleDirectory**

Search for your information at <https://www.freepeopledirectory.com>. If you find it, you can opt out on Spokeo at <https://www.spokeo.com/privacy/control>.

**Homemetry:** Look for your home address here: <https://homemetry.com>. If your name is listed alongside your address, click on the “information control” link. Opt out of applicable phone numbers and names. There's a limit per each opt out and each email you use to opt out. You will need to click the verification link they email you to finalize the opt out.

**IDTrue:** Find your information and out here:

<https://www.idtrue.com/optout/>

### **InfoTracer:**

Find your information here: <https://www.infotracer.com>

You can opt out by filling out this form:


<https://infotracer.com/optout/>



You can also mail in this form

[https://members.infotracer.com/tspec/shared/assets/data\\_opt\\_out\\_form.pdf](https://members.infotracer.com/tspec/shared/assets/data_opt_out_form.pdf) or fax it to 1-617-933-9946.

 **InstantCheckmate:** Find and remove your information here:

<https://www.instantcheckmate.com/opt-out/v2/submit/>


 **Intelius:** Find your information here: <https://www.intelius.com>. Opt out here: <https://www.intelius.com/optout>. (Intelius owns Addresses.com, Addresssearch.com, Anywho, Classmates, DateCheck, InstantPeopleFinder, iSearch, LookUpAnyone, Peopleconnect.us, PeopleFinder, PeopleLookup, Phonesbook, Publicrecords, Spock, Zabasearch, and possibly US Search).

  **MyLife:** Find your information here: <https://www.mylife.com>. Opt out using the following URL: <https://www.mylife.com/ccpa/index.pubview>. Although this is CCPA-focused, non-California folks have successfully removed their profiles. However, another option is to email your removal request to [privacy@mylife.com](mailto:privacy@mylife.com) with your name and a link to your profile. MyLife will try to get you to create an account with a copy of your driver's license to submit a profile removal request, and we've received reports that emailing the [info@mylife.com](mailto:info@mylife.com) or [removalrequests@mylife.com](mailto:removalrequests@mylife.com) email addresses will require a phone call to (888) 704-1900. Previously, calling that number and pressing 2 allowed you to be removed from MyLife (and Wink.com) after providing your name, age, date of birth, email address, current mailing address, and a previous mailing address, but this no longer appears to be the case. (It also appears that you can sign up for a free membership to remove your reputation profile, though not your personal information such as your home address.)


**NeighborReport:** Search for your name, address or phone number at <https://neighbor.report/>. To remove a report, go to

<https://neighbor.report/remove>. You will need to verify the opt-out request via email.

**Nuwbber:** Find your information here: <https://nuwber.com/>. Enter the URL of the profile page you found and your email address here: <https://nuwber.com/removal/link>.

 **PeekYou:** Find your information here: <https://www.peakyou.com/>, opt out here: <https://www.peakyou.com/about/contact/optout>. You will need the letters at the end of your profile's URL in the "unique ID" field. Make sure to check "remove my entire listing." You can also remove your information from the sites that it says it has aggregated information from.


**PeopleByName:** Look up your name here: <http://www.peoplebyname.com/people>. Or, you can fill in your name in the URL like this: [http://www.peoplebyname.com/people/\[Last Name\]/\[First Name\]](http://www.peoplebyname.com/people/[Last Name]/[First Name])  
Opt out for each record here: <http://www.peoplebyname.com/remove.php>

 **PeopleFinders:** Find your information here: <https://www.peoplefinders.com> and opt out here: <https://www.peoplefinders.com/opt-out> (includes Advanced People Search and PublicRecordsNow)

**PeopleSearchNow:** Find your information and opt out here: <https://www.peoplesearchnow.com/opt-out>

**PeopleSearchSite:** Look for your information here: <https://www.peoplesearchsite.com>. Opt out by clicking the link at the bottom of the profile you want to remove. You can also try emailing [info@peoplesearchsite.com](mailto:info@peoplesearchsite.com).


**Persopo:** Search for your information here: <https://persopo.com/search>. Cut and paste the text of it (which is hard to do because of the 1990s site format, but is required by the site) and email it along with your opt-out request to [support@persopo.com](mailto:support@persopo.com). You can also mail your request to Persopo.com, Attention: Opt Out Dept., 848 N. Rainbow Blvd., Suite 20, Las Vegas, NV 89107. (Opt-out instructions are posted here: <http://info.persopo.com/opt-out.html>).

 **Pipl:** Go to <https://pipl.com> to find your data. Opt out from Pipl at <https://pipl.com/personal-information-removal-request>. Then, remove your information from any sites it's aggregated from. You can also email support at [support@pipl.com](mailto:support@pipl.com).

**Private Eye:** Look for your info here: <https://www.privateeye.com/> Opt out here: <https://www.privateeye.com/static/view/optout/>. You can also skip the first part and head to the second.

**PrivateRecords:** Search for your name and state and opt out here: <https://www.privaterrecords.net/optOut/name/landing>.

**PublicRecordsNow:** Find your information here: <https://www.publicrecordsnow.com/>. Click "opt out" on this form <https://www.publicrecordsnow.com/static/view/contact/>, fill out the form, complete the captcha and send it in.

 **Radaris:** Find your information here: <http://radaris.com>. Click on "control information" and "remove information" by clicking on the X next to it or by removing specific listings. You can also privatize your account. You unfortunately need to register to remove information, and are limited to removing six items at a time. (I recommend removing items even if you

privatize your account because these settings don't always stick.) Details are here: <http://radaris.com/page/how-to-remove>

**Rehold:** Look up your home address here: <https://rehold.com/>.

If there is a number or name next to it you'd like removed, click on the red "remove" button next to it. You will need to enter your name and email address and solve a captcha.

**SearchPeopleFree:** Find your information here:

<https://www.searchpeoplefree.com/>, making sure to search by name, phone number, address and email address: Opt out here: <https://www.searchpeoplefree.com/opt-out>.

**SearchQuarry:** Find your information here:

<https://www.searchquarry.com>. If it's listed, opt out here: <https://www.searchquarry.com/opt-out/>. You will need to click the verification link in your inbox to finalize the opt out.

**SmartBackground Checks:** Find your information here:

<https://www.smartbackgroundchecks.com/>. Opt out here: <https://www.smartbackgroundchecks.com/optout>

**Social Catfish:** Find your information here: <https://socialcatfish.com/>.


Record the URL of each page that has your information. Then, go to <https://socialcatfish.com/opt-out/> and scroll down to the instructions for removing URLs, email, phone number, and address. (Make sure to only ask for information to be removed if you already see it on the site.) You'll need to provide your email address and click on a confirmation link to complete the opt-out process.

**Spoke:** Find your information here: <http://www.spoke.com>. Find the "people site map" on the bottom, and it'll take you here (with a different

initial at the end, depending on your last name):

<https://www.spoke.com/dir/people/name/a>. Click the links to search for your last name. Then do the same for your first name. You will get to a results page. Click each name listing, and suppress it by clicking the "Request Removal" link at the bottom of the page, entering the URL in the contact form it takes you to, and providing your email address. You can also email your removal request to [feedback@readwritelabs.com](mailto:feedback@readwritelabs.com).


Unfortunately, Spoke's opt-out page is not working—its link from the FAQ page is dead.

 **Spokeo:** Find your information here <https://www.spokeo.com/search> and remove your information by entering the URL of the profile you want removed and your email address here: <https://www.spokeo.com/optout>

**SpyFly:** Look for your data here: <https://www.spyfly.com/>. Opt out here: <https://www.spyfly.com/help-center/remove-my-public-record>. You can also try emailing [support@spyfly.com](mailto:support@spyfly.com). You'll need to provide your name, age, address, and email address. As always, we recommend not providing information any service with any information it does not already have.

**TruePeopleSearch:** Opt out here: <https://www.truepeoplesearch.com/removal>.

**That's Them:** Find your information here: <https://thatsthem.com/>, if it shows up, try to opt out here: <https://thatsthem.com/optout>. Do not click on the Dataseal.io link, which is a paid product.

 **TruthFinder:** Find and remove your information at <https://www.truthfinder.com/opt-out/v2/submit/>. Search for your name, click "remove this record," and fill out the information (your name and email address). You can also send your removal request in the mail to



TruthFinder, attn: OptOut, 2534 State St., Suite 473, San Diego, CA 92101.  
If you find your information after you have opted out, contact Truthfinder at (800) 699-8081 or [help@truthfinder.com](mailto:help@truthfinder.com). (More contact information here: <https://www.truthfinder.com/about/#contact>.)

### **United States Phone Book**

Search for your information here:

<https://www.unitedstatesphonebook.com/search.php>

If your address is listed and you want it removed, enter the telephone number and zip code listed on the above site in this page

<https://www.unitedstatesphonebook.com/contact.php>

### **Unmask**

Look for your data here: <https://unmask.com/>. Opt out here:

<https://unmask.com/opt-out/>.

**US Search:** Find and remove your information here:

<https://www.ussearch.com/opt-out/submit/>.

**USA People Search:** Find and remove your information at

<https://www.usa-people-search.com/manage>.



**USPhoneBook:** Look for your number and opt out here:

<https://www.usphonebook.com/opt-out/>.

**Verecor:** Find your information at <https://verecor.com>. To opt out, enter the profile URL (along with your name and email) at <https://verecor.com/ng/control/privacy>. You will need to fill out a captcha, and confirm the email link to finalize your request. If it doesn't go through, you may need to email [assist@verecor.com](mailto:assist@verecor.com).

**VoterRecords:** Go to [VoterRecords.com](https://voterrecords.com), find your information, scroll to the bottom of the page and click on the “record opt-out” link. This will lead to an opt-out form, which you’ll need to submit. You may receive a verification link you’ll need to click on to verify your opt-out request.



**White Pages:** Find your information here:

<https://www.whitepages.com/>, and then opt out here:

[https://www.whitepages.com/suppression\\_requests](https://www.whitepages.com/suppression_requests)

You will need to provide a phone number and enter an opt-out code when you receive the phone call. Opt-out information is available here:

<https://support.whitepages.com/hc/en-us/articles/115010106908-How-do-I-edit-or-remove-a-personal-listing->. You can also send a request here

<https://support.whitepages.com/hc/en-us/requests/new>. (Including multiple options because these sites have a tendency to disappear.) Sometimes, information is removed from White Pages but not White Pages Premium, so make sure to double-check for your listing. Also, White Pages also owns [411.com](https://411.com), so check for your information there. The opt-out is the same.

**Xlek** (formerly Cubib?) Look up your information at <https://www.xlek.com/>. Opt out at <https://www.xlek.com/optout.php>. You’ll need to submit a separate opt-out request for each item you’d like removed

**ZoomInfo:** Check to see if your information is on ZoomInfo by filling out this form: <https://www.zoominfo.com/update/remove>. Opt out if it has an email on record—they will email you a code. ZoomInfo appears to have moved towards focusing primarily on business rather than individuals.