

On Demand Videos

Phonics: Mrs. Bernstein

Reading and Writing: Ms. Gilchrist

Math: Mrs. Kenney

Did you miss us Live?

Find the teaching videos linked below.

Week of May 24

Monday	Tuesday	Thursday	Friday
May 24, 2021	May 25, 2021	May 27, 2021	May 28, 2021
<p>On Demand Video:</p> <ul style="list-style-type: none"> • Video: Lesson 5/24/21 • Google Slides Lesson <p>Reading and Writing Lesson</p> <p>Math</p> <ul style="list-style-type: none"> • May 24, 2021 <div> Mrs. Kenney's Adding and Subtracting Slide Links </div> <div> Fact Ninja Links </div>	<p>On Demand Video:</p> <ul style="list-style-type: none"> • Video: Lesson 5/25/21 • Google Slides Lessons <p>Reading and Writing</p> <p>Math</p> <ul style="list-style-type: none"> • May 25, 2021 	<p>On Demand Video:</p> <ul style="list-style-type: none"> • Video: Lesson 5/27/21 (no video park day) • Google Slides Lessons <p>Reading and Writing</p> <p>Math</p> <ul style="list-style-type: none"> • May 27, 2021 • Park day! 	<p>On Demand Video:</p> <ul style="list-style-type: none"> • Video: Lesson 5/28/21 (no video today-complete assignment) • Google Slides Lessons <p>Reading and Writing</p> <p>Math</p> <ul style="list-style-type: none"> • May 28, 2021

Wednesday Learning (5/26/21) (click the links in the column on the right to access the links)

<p>1. Lexia Core (Required) Lexia Core 5 (link to</p>	<p>1. Click on website link: Lexia Core 5</p> <p>2. Enter my email on registration page: kerrie.bernstein@southeastpolk.org (see picture below)</p>
--	---

website - You will want to bookmark this website. Your child will use this website often and can play games at anytime for extra practice.)	<p>3. Enter student username & password (see picture below)</p> <ol style="list-style-type: none"> Username: student 5 digit student number password : sepram first initial last initial <u>Example student</u>: Cooper Bernstein <ol style="list-style-type: none"> Username: 33917 Password: sepramcb
4. Sight Word Practice (required)	<p>How fast can you read the sight word slide?</p> <p>Sight Word Flash trimester #1 Sight Word Flash trimester #2 Sight Word Flash trimester #3</p>
5. Reading (required)	<p>Read for 15 minutes - share your book titles with Mrs. Bernstein</p> <p>You may want to read books on Epic</p> <ol style="list-style-type: none"> Click on the link below Enter the code: gpb6025 Find your name. Select a book. <p>Parent note: This is a free service that is offered to teachers for free during school hours. After 3:30 students will not be able to access.</p>
Weekly Skills Assessment (required)	<p>- Watch the video of Ms. Gilchrist reading the story “House Sounds” and answer the questions about the story in the Google Form. Assignment found in Classroom;</p>
Reading and Writing (required)	<p>Complete BOOM cards for this week’s sight words!</p>
Math: (required)	<ol style="list-style-type: none"> May 26, 2021 Story Problems and Review Fact Ninja BOOM cards Mixed Addition Fact Ninja BOOM cards Mixed Subtraction Watch Mrs. Kenney’s Adding and Subtracting 9’s slides one time
Guidance Lesson	

--	--

Week of May 17

Monday	Tuesday	Thursday	Friday
May 17, 2021	May 18, 2021	May 20, 2021	May 21, 2021
On Demand Video: <ul style="list-style-type: none"> Video: Lesson 5/17/21 Google Slides Lesson Reading and Writing Lesson Math <ul style="list-style-type: none"> May 17, 2021 <div style="border: 1px solid black; padding: 5px; margin-top: 10px;"> Mrs. Kenney's Adding and Subtracting Slide Links </div> <div style="border: 1px solid black; padding: 5px; margin-top: 10px;"> Fact Ninja Links </div>	On Demand Video: <ul style="list-style-type: none"> Video: Lesson 5/18/21 Google Slides Lessons Reading and Writing Math <ul style="list-style-type: none"> May 18, 2021 	On Demand Video: <ul style="list-style-type: none"> Video: Lesson 5/20/21 Google Slides Lessons Reading and Writing Math <ul style="list-style-type: none"> May 20, 2021 	On Demand Video: <ul style="list-style-type: none"> Video: Lesson 5/21/21 Google Slides Lessons Reading and Writing Math <ul style="list-style-type: none"> May 21, 2021

Wednesday Learning (5/19/21) (click the links in the column on the right to access the links)

Please note: We are finishing our final Science unit this week! The lessons will be posted one last time on Tuesday and Wednesday of this week. Lessons are required and due by Fridays.

1. Lexia Core (Required) Lexia Core 5 (link to website - You will want to bookmark this website. Your child will use this	1. Click on website link: Lexia Core 5 2. Enter my email on registration page: kerrie.bernstein@southeastpolk.org (see picture below) 3. Enter student username & password (see picture below) <ul style="list-style-type: none"> a. Username: student 5 digit student number b. password : sepram first initial last initial
--	---

website often and can play games at anytime for extra practice.)	<p>c. <u>Example student</u>: Cooper Bernstein</p> <p>i. Username: 33917</p> <p>ii. Password: sepramcb</p>
4. Sight Word Practice (required)	<p>How fast can you read the sight word slide?</p> <p>Sight Word Flash trimester #1</p> <p>Sight Word Flash trimester #2</p> <p>Sight Word Flash trimester #3</p>
5. Reading (required)	<p>Read for 15 minutes - share your book titles with Mrs. Bernstein</p> <p>You may want to read books on Epic</p> <ol style="list-style-type: none"> 1. Click on the link below 2. Enter the code: gpb6025 3. Find your name. 4. Select a book. <p>Parent note: This is a free service that is offered to teachers for free during school hours. After 3:30 students will not be able to access.</p>
Weekly Skills Assessment (required)	<p>- Watch the video of Ms. Gilchrist reading the story "House Sounds" and answer the questions about the story in the Google Form. Assignment found in Classroom;</p>
Reading and Writing (required)	<p>Complete BOOM cards for this week's sight words!</p>
Math: (required)	<ol style="list-style-type: none"> 1. May 19, 2021 Story Problems and Review 2. Fact Ninja BOOM cards Mixed Addition 3. Fact Ninja BOOM cards Mixed Subtraction 4. Watch Mrs. Kenney's Adding and Subtracting 6's slides one time
Science: (required)	<ol style="list-style-type: none"> 1. Watch Mrs. Bernstein's Lesson #5 video about the stars in the sky. 2. Answer the questions on the form "Where are the stars in the sky?"
Guidance Lesson	<p>5.19.21 Career Unit Wrap-Up: Future Career Self-Portrait</p> <p>Learning Target:</p>

	<p>You will understand that exploring careers and thinking about your future can help you focus hard on your learning now - even if your goals change!</p> <p>You will show what you understand by writing and drawing about a career that interests you.</p> <p>DIRECTIONS:</p> <ol style="list-style-type: none"> 1. Watch lesson video 2. Optional - watch one or more "how to draw" videos (see videos in the slides) 3. Draw a picture of yourself in the future, doing the job that you're interested in. Take a photo of your drawing and email it to amy.anderson@southeastpolk.org.
--	--

Week of May 10

Monday	Tuesday	Thursday	Friday
May 10, 2021	May 11, 2021	May 13, 2021	May 14, 2021
<p>On Demand Video:</p> <ul style="list-style-type: none"> • Video: Lesson 5/10/21 • Heggerty: Phonemic Awareness Video • Google Slides Lesson <p>Reading and Writing Lesson</p> <p>Math</p> <ul style="list-style-type: none"> • May 10, 2021 <div style="border: 1px solid black; padding: 5px; margin-top: 10px;"> Mrs. Kenney's Adding and Subtracting Slide Links </div> <div style="border: 1px solid black; padding: 5px; margin-top: 10px;"> Fact Ninja Links </div>	<p>On Demand Video:</p> <ul style="list-style-type: none"> • Video: Lesson 5/11/21 • Heggerty: Phonemic Awareness Video • Google Slides Lessons <p>Reading and Writing</p> <p>Math</p> <ul style="list-style-type: none"> • May 11, 2021 	<p>On Demand Video:</p> <ul style="list-style-type: none"> • Video: Lesson 5/13/21 • Google Slides Lessons <p>Reading and Writing</p> <p>Math</p> <ul style="list-style-type: none"> • May 13, 2021 	<p>On Demand Video:</p> <ul style="list-style-type: none"> • Video: Lesson 5/14/21 • Heggerty: Phonemic Awareness video • Google Slides Lessons <p>Reading and Writing</p> <p>Math</p> <ul style="list-style-type: none"> • May 14, 2021 <ul style="list-style-type: none"> ○ Mrs. Kenney is On Demand today!! ○ Please watch video and complete assignment shared in classroom!

Wednesday Learning (5/12/21) (click the links in the column on the right to access the links)

Please note: We are continuing our final Science unit this week! The lessons will be posted on Tuesdays and Wednesdays of each week for two more weeks. Lessons are required and due by Fridays.

1. Heggerty: Phonemic Awareness Video (Required)	https://heggerty.wistia.com/medias/dazw8ucahh
2. Lexia Core (Required) Lexia Core 5 (link to website - You will want to bookmark this website. Your child will use this website often and can play games at anytime for extra practice.)	<ol style="list-style-type: none">1. Click on website link: Lexia Core 52. Enter my email on registration page: kerrie.bernstein@southeastpolk.org (see picture below)3. Enter student username & password (see picture below)<ol style="list-style-type: none">a. Username: student 5 digit student numberb. password : sepram first initial last initialc. <u>Example student</u>: Cooper Bernstein<ol style="list-style-type: none">i. Username: 33917ii. Password: sepramcb
4. Sight Word Practice (required)	How fast can you read the sight word slide? Sight Word Flash trimester #1 Sight Word Flash trimester #2 Sight Word Flash trimester #3
5. Reading (required)	Read for 15 minutes - share your book titles with Mrs. Bernstein You may want to read books on Epic <ol style="list-style-type: none">1. Click on the link below2. Enter the code: gpb60253. Find your name.4. Select a book. Parent note: This is a free service that is offered to teachers for free during school hours. After 3:30 students will not be able to access.
Weekly Skills Assessment	- Watch the video of Ms. Gilchrist reading the story "A Native American School" and answer the

(required)	questions about the story in the Google Form. Assignment found in Classroom;
Reading and Writing (required)	Complete BOOM cards for this week's sight words!
Math: (required)	<ol style="list-style-type: none"> May 12, 2021 Story Problems and Review Fact Ninja BOOM cards Mixed Addition Fact Ninja BOOM cards Mixed Subtraction Watch Mrs. Kenney's Adding and Subtracting 9's slides one time
Science: (required)	<ol style="list-style-type: none"> Watch Mrs. Bernstein's Lesson #3 video about the sun in the sky. Answer the questions on the form "How long is the sun in the sky?"
Guidance Lesson	<p>5.12.21 Guidance - Career Unit: Career Exploration</p> <p>Learning Target: You will understand that there are many careers in the world. You will also understand that one reason people work is because it makes them happy to help the community in some way. You will show you understand by writing about one career you learned about in the video.</p> <p>Directions:</p> <ol style="list-style-type: none"> Watch Reading Rainbow "Worksong" (only the first 15 minutes, unless you want to watch it all!) Complete Google Form exit ticket about a career you learned about in the video

Week of May 3

Monday	Tuesday	Thursday	Friday
May 3, 2021	May 4, 2021	May 6, 2021	May 7, 2021
<p>On Demand Video:</p> <ul style="list-style-type: none"> Video: Lesson 5/3/21 Heggerty: Phonemic Awareness Video Google Slides Lesson <p>Reading and Writing Lesson</p> <p>Math</p> <ul style="list-style-type: none"> May 3, 2021 	<p>On Demand Video:</p> <ul style="list-style-type: none"> Video: Lesson 5/4/21 Heggerty: Phonemic Awareness Video Google Slides Lessons <p>Reading and Writing</p> <p>Math</p> <ul style="list-style-type: none"> May 4, 2021 	<p>On Demand Video:</p> <ul style="list-style-type: none"> Video: Lesson 5/6/21 Video: Reading Fluency: "The Boy in the Forest" Google Slides Lessons <p>Reading and Writing</p> <p>Math</p> <ul style="list-style-type: none"> May 6, 2021 	<p>On Demand Video:</p> <ul style="list-style-type: none"> Video: Lesson 5/7/21 Heggerty: Phonemic Awareness video Google Slides Lessons <p>Reading and Writing</p> <p>Math</p> <ul style="list-style-type: none"> May 7, 2021

<div>Mrs. Kenney's Adding and Subtracting Slide Links</div> <div>Fact Ninja Links</div>			
---	--	--	--

Wednesday Learning (5/5/21) (click the links in the column on the right to access the links)

Please note: We are starting our final Science unit this week! The lessons will be posted on Tuesdays and Wednesdays of each week for three weeks. Lessons are required and due by Fridays.

1. Heggerty: Phonemic Awareness Video (Required)	https://heggerty.wistia.com/medias/kx9zhs73ux
1. Complete Your Turn Practice Book (Required)	Your Turn Practice Book p. 319 (send picture of completed worksheet) Your Turn Practice Book p. 327 (send a picture of completed worksheet)
1. Lexia Core (Required) Lexia Core 5 (link to website - You will want to bookmark this website. Your child will use this website often and can play games at anytime for extra practice.)	1. Click on website link: Lexia Core 5 2. Enter my email on registration page: kerrie.bernstein@southeastpolk.org (see picture below) 3. Enter student username & password (see picture below) <ol style="list-style-type: none"> Username: student 5 digit student number password : sepram first initial last initial <u>Example student:</u> Cooper Bernstein <ol style="list-style-type: none"> Username: 33917 Password: sepramcb
1. Sight Word Practice (required)	How fast can you read the sight word slide? Sight Word Flash trimester #1 Sight Word Flash trimester #2 Sight Word Flash trimester #3

1. Reading (required)	<p>Read for 15 minutes - share your book titles with Mrs. Bernstein</p> <p>You may want to read books on Epic</p> <ol style="list-style-type: none"> 1. Click on the link below 2. Enter the code: gpb6025 3. Find your name. 4. Select a book. <p>Parent note: This is a free service that is offered to teachers for free during school hours. After 3:30 students will not be able to access.</p>
Reading and Writing (required)	Complete BOOM cards for this week's sight words!
Math: (required)	<ol style="list-style-type: none"> 1. May 5, 2021 Story Problems and Review 2. Fact Ninja BOOM cards Mixed Addition 3. Fact Ninja BOOM cards Mixed Subtraction 4. Watch Mrs. Kenney's Adding and Subtracting 8's slides one time
Science: (required)	<ol style="list-style-type: none"> 1. Watch Mrs. Kenney's Lesson #1 video about what we see in the sky. 2. Answer the questions on the form "What do you see in the sky?"
Guidance Lesson	<p>5.5.21 Guidance - Career Unit: Skills Workers Need</p> <p>Learning Target: You will understand that workers in each career need special skills. You will show you understand by matching the worker with their skills.</p> <p>DIRECTIONS:</p> <ol style="list-style-type: none"> 1. Watch Video Lesson 2. Open PearDeck link. Draw a line from the skills to the matching worker.

Week of April 26

Monday	Tuesday	Thursday	Friday
April 26, 2021	April 27, 2021	April 29, 2021	April 30, 2021
<u>On Demand Video:</u>	<u>On Demand Video:</u>	<u>On Demand Video:</u>	<u>On Demand Video:</u>

<ul style="list-style-type: none"> • Video: Lesson 4/26/21 • Heggerty: Phonemic Awareness Video • Google Slides Lesson <p>Reading and Writing Lesson</p> <p>Math</p> <ul style="list-style-type: none"> • April 26, 2021 <div style="border: 1px solid black; padding: 5px; margin-top: 10px;"> Mrs. Kenney's Adding and Subtracting Slide Links </div> <div style="border: 1px solid black; padding: 5px; margin-top: 10px;"> Fact Ninja Links </div>	<ul style="list-style-type: none"> • Video: Lesson 4/27/21 • Heggerty: Phonemic Awareness Video • Google Slides Lessons <p>Reading and Writing</p> <p>Math</p> <ul style="list-style-type: none"> • April 27, 2021 	<ul style="list-style-type: none"> • Video: Lesson 4/29/21 • Video: Reading Fluency: "A Fun Day" • Google Slides Lessons <p>Reading and Writing</p> <p>Math</p> <ul style="list-style-type: none"> • April 29, 2021 	<ul style="list-style-type: none"> • Video: Lesson 4/30/21 • Heggerty: Phonemic Awareness video • Google Slides Lessons <p>Reading and Writing</p> <p>Math</p> <ul style="list-style-type: none"> • April 30, 2021
--	--	---	--

1. Heggerty: Phonemic Awareness Video (Required)	https://heggerty.wistia.com/medias/cvil9swg1v
2. Complete Your Turn Practice Book (Required)	Your Turn Practice Book p. 307 (send picture of completed worksheet) Your Turn Practice Book p. 315 (send a picture of completed worksheet)
3. Lexia Core (Required) Lexia Core 5 (link to website - You will want to bookmark this website. Your child will use this website often and can play games at anytime for extra practice.)	1. Click on website link: Lexia Core 5 2. Enter my email on registration page: kerrie.bernstein@southeastpolk.org (see picture below) 3. Enter student username & password (see picture below) <ul style="list-style-type: none"> a. Username: student 5 digit student number b. password : sepram first initial last initial c. <u>Example student</u>: Cooper Bernstein <ul style="list-style-type: none"> i. Username: 33917 ii. Password: sepramcb

4. Sight Word Practice (required)	<p>How fast can you read the sight word slide?</p> <p>Sight Word Flash trimester #1 Sight Word Flash trimester #2 Sight Word Flash trimester #3</p>
5. Reading (required)	<p>Read for 15 minutes - share your book titles with Mrs. Bernstein</p> <p>You may want to read books on Epic</p> <ol style="list-style-type: none"> 1. Click on the link below 2. Enter the code: gpb6025 3. Find your name. 4. Select a book. <p>Parent note: This is a free service that is offered to teachers for free during school hours. After 3:30 students will not be able to access.</p>
Weekly Skills Assessment (required)	<p>- Watch the video of Ms. Gilchrist reading the story “House Sounds” and answer the questions about the story in the Google Form. Assignment found in Classroom;</p>
Reading and Writing (required)	<p>Complete BOOM cards for this week’s sight words!</p>
Math: (required)	<ol style="list-style-type: none"> 5. April 28, 2021 Story Problems and Review 6. Fact Ninja BOOM cards Adding 7 7. Fact Ninja BOOM cards Subtracting 7 8. Watch Mrs. Kenney’s Adding and Subtracting 7’s slides one time
Guidance Lesson	<p>4.28.21 Grade 1 Guidance - CCR: My Skills</p> <p>Learning Target: You will understand that a skill is something you know how to do well. People have different skills, and you can learn new skills with practice. You will show you understand by writing about one of your skills.</p> <p>DIRECTIONS:</p> <ol style="list-style-type: none"> 1. Watch read aloud video of Stand Tall, Molly Lou Melon 2. Watch video lesson 3. Click on the PearDeck link to complete an assignment. Write about one of your skills.

Week of April 19

Please note: We are wrapping our Social Studies unit this week! The final lessons will be posted on Tuesday and Wednesday of this week. Lessons are required and due by Fridays.

Monday	Tuesday	Thursday	Friday
April 19, 2021	April 20, 2021	April 22, 2021	April 23, 2021
On Demand Video: <ul style="list-style-type: none"> Video: Lesson 4/19/21 Heggerty: Phonemic Awareness Video Google Slides Lesson Reading and Writing Lesson <ul style="list-style-type: none"> Assignment in Google Classroom Math <ul style="list-style-type: none"> April 19, 2021 <div>Mrs. Kenney's Adding and Subtracting Slide Links</div> <div>Fact Ninja Links</div>	On Demand Video: <ul style="list-style-type: none"> Video: Lesson 4/20/21 Heggerty: Phonemic Awareness Video Google Slides Lessons Reading and Writing <ul style="list-style-type: none"> Assignment in Google Classroom Math <ul style="list-style-type: none"> April 20, 2021 	On Demand Video: <ul style="list-style-type: none"> Video: Lesson 4/22/21 Video: Reading Fluency: "The Water Hole" Google Slides Lessons Reading and Writing <ul style="list-style-type: none"> Assignment in Google Classroom Math <ul style="list-style-type: none"> April 22, 2021 	On Demand Video: <ul style="list-style-type: none"> Video: Lesson 4/23/21 Heggerty: Phonemic Awareness video Google Slides Lessons Reading and Writing <ul style="list-style-type: none"> Assignment in Google Classroom Math <ul style="list-style-type: none"> April 23, 2021

Wednesday Learning (4/21/21) (click the links in the column on the right to access the links)

1. Heggerty: Phonemic Awareness Video	https://heggerty.wistia.com/medias/nw41fwhuld
---------------------------------------	---

(Required)	
2. Complete Your Turn Practice Book (Required)	Your Turn Practice Book p. 295 (send picture of completed worksheet) Your Turn Practice Book p. 303 (send a picture of completed worksheet)
3. Lexia Core (Required) Lexia Core 5 (link to website - You will want to bookmark this website. Your child will use this website often and can play games at anytime for extra practice.)	<ol style="list-style-type: none"> Click on website link: Lexia Core 5 Enter my email on registration page: kerrie.bernstein@southeastpolk.org (see picture below) Enter student username & password (see picture below) <ol style="list-style-type: none"> Username: student 5 digit student number password : sepram first initial last initial <u>Example student</u>: Cooper Bernstein <ol style="list-style-type: none"> Username: 33917 Password: sepramcb
4. Sight Word Practice (required)	<p>How fast can you read the sight word slide?</p> <p>Sight Word Flash trimester #1 Sight Word Flash trimester #2 Sight Word Flash trimester #3</p>
5. Reading (required)	<p>Read for 15 minutes - share your book titles with Mrs. Bernstein</p> <p>You may want to read books on Epic</p> <ol style="list-style-type: none"> Click on the link below Enter the code: gpb6025 Find your name. Select a book. <p>Parent note: This is a free service that is offered to teachers for free during school hours. After 3:30 students will not be able to access.</p>
Weekly Skills Assessment (required)	- Watch the video of Ms. Gilchrist reading the story “A Hen and Her Ducklings” and answer the questions about the story in the Google Form. Assignment found in Classroom;
Reading and Writing	Complete BOOM cards for this week’s sight words!

(required)	
Math: (required)	<ol style="list-style-type: none"> 1. April 21, 2021 Story Problems and Review 2. Fact Ninja BOOM cards Adding 6 3. Fact Ninja BOOM cards Subtracting 6 4. Watch Mrs. Kenney's Adding and Subtracting 6's slides one time
Social Studies: (required)	<p>Day 6: What makes my family special?</p> <ul style="list-style-type: none"> • Use your picture and sentences from Tuesday's assignment to create a Flipgrid telling what makes your family special. • Watch Mrs. Bernstein's and Mrs. Kenney's examples to help you. <p>Note: You may view other classmates videos to learn more about how our families are alike and different.</p>
Virtual Library	<p>There Was An Old Lady Library Snowman Library Elf Library Fall Library Kindness Library Fancy Nancy Library Fly Guy Library Pete The Cat Library Charlotte's Web Kindness Library 100th day of school library Dog Man Library</p>
Guidance Lesson	<p>4.21.21 Guidance - What is a Career?</p> <p>Learning Target: You will understand that a career is a job you have when you are a grown-up. Careers help you earn money for things you need, AND they help the world in some way. You will show you understand by identifying jobs you do already!</p> <p>DIRECTIONS: 1. Watch video lesson 2. Watch read aloud of Career Day by Anne Rockwell (OPTIONAL) 3. Read the jobs on the assignment slide. Which jobs do you have? Move the green star to your jobs. (If you want to submit this, make a copy, answer the questions, and share with amy.anderson@southeastpolk.org).</p>
Music	https://musicplayonline.com/modules/grade-1-lesson-23/

Week of April 12

Please note: We are continuing our Social Studies unit! Lessons will be posted on Tuesdays and Wednesdays for the two more weeks. Lessons are required and due by Fridays.

Monday	Tuesday	Thursday	Friday
April 12, 2021	April 13, 2021	April 15, 2021	April 16, 2021
On Demand Video: <ul style="list-style-type: none"> Video: Lesson 4/12/21 Heggerty: Phonemic Awareness Video Google Slides Lesson Reading and Writing Lesson <ul style="list-style-type: none"> Assignment in Google Classroom Math <ul style="list-style-type: none"> April 12, 2021 <div>Mrs. Kenney's Adding and Subtracting Slide Links</div> <div>Fact Ninja Links</div>	On Demand Video: <ul style="list-style-type: none"> Video: Lesson 4/13/21 Heggerty: Phonemic Awareness Video Google Slides Lessons Reading and Writing <ul style="list-style-type: none"> Assignment in Google Classroom Math <ul style="list-style-type: none"> April 13, 2021 	On Demand Video: <ul style="list-style-type: none"> Video: Lesson 4/15/21 Video: Reading Fluency: "My Friends at the Zoo" Google Slides Lessons Reading and Writing <ul style="list-style-type: none"> Assignment in Google Classroom Math <ul style="list-style-type: none"> April 15, 2021 	On Demand Video: <ul style="list-style-type: none"> Video: Lesson 4/16/21 Heggerty: Phonemic Awareness video Google Slides Lessons Reading and Writing <ul style="list-style-type: none"> Assignment in Google Classroom Math <ul style="list-style-type: none"> April 16, 2021

Wednesday Learning (4/14/21) (click the links in the column on the right to access the links)

1. Heggerty: Phonemic Awareness Video	https://heggerty.wistia.com/medias/958rarfrq
---------------------------------------	---

(Required)	
2. Complete Your Turn Practice Book (Required)	Your Turn Practice Book p. 283 (send picture of completed worksheet) Your Turn Practice Book p. 291 (send a picture of completed worksheet) Your Turn Practice Book p. 292 (send picture of completed worksheet)
3. Lexia Core (Required) Lexia Core 5 (link to website - You will want to bookmark this website. Your child will use this website often and can play games at anytime for extra practice.)	<ol style="list-style-type: none"> Click on website link: Lexia Core 5 Enter my email on registration page: kerrie.bernstein@southeastpolk.org (see picture below) Enter student username & password (see picture below) <ol style="list-style-type: none"> Username: student 5 digit student number password : sepram first initial last initial <u>Example student</u>: Cooper Bernstein <ol style="list-style-type: none"> Username: 33917 Password: sepramcb
4. Sight Word Practice (required)	How fast can you read the sight word slide? Sight Word Flash trimester #1 Sight Word Flash trimester #2 Sight Word Flash trimester #3
5. Reading (required)	Read for 15 minutes - share your book titles with Mrs. Bernstein You may want to read books on Epic <ol style="list-style-type: none"> Click on the link below Enter the code: gpb6025 Find your name. Select a book. Parent note: This is a free service that is offered to teachers for free during school hours. After 3:30 students will not be able to access.
Weekly Skills Assessment (required)	- Watch the video of Ms. Gilchrist reading the story “A Hen and Her Ducklings” and answer the questions about the story in the Google Form. Assignment found in Classroom;.
Reading and Writing	Complete BOOM cards for this week’s sight words!

(required)	
Math: (required)	<ol style="list-style-type: none"> 1. April 14, 2021 Story Problems and Review 2. Fact Ninja BOOM cards Adding 5 3. Fact Ninja BOOM cards Subtracting 5 4. Watch Mrs. Kenney's Adding and Subtracting 5's slides one time
Social Studies: (required)	<p>Day 4: What does my family do together?</p> <ul style="list-style-type: none"> • Use your picture and sentences from Tuesday's assignment to create a Flipgrid telling what your family likes to do together. • Watch Mrs. Bernstein's and Mrs. Kenney's examples to help you. <p>Note: You may view other classmates videos to learn more about how our families are alike and different.</p>
Virtual Library	<p>There Was An Old Lady Library Snowman Library Elf Library Fall Library Kindness Library Fancy Nancy Library Fly Guy Library Pete The Cat Library Charlotte's Web Kindness Library 100th day of school library Dog Man Library</p>
Guidance Lesson	<p>4.14.21 Guidance: Stranger Safety - Say No, Go, and Tell Rule</p> <p>Learning Target: You will understand that the rule Say No, Go, and Tell can help you if you feel unsafe. You will show you understand by practicing all three steps with a grown-up or in a video.</p> <p>DIRECTIONS: 1. Watch video lesson 2. OPTIONAL- watch the whole Safe Side video with your family (It is about 30 minutes long). 3. Talk to a grown-up about the safety rule (Say no, go, and tell)</p>
Music	https://musicplayonline.com/modules/grade-1-lesson-23/

Week of April 5

Please note: We are starting a new Social Studies unit! Lessons will be posted on Tuesdays and Wednesdays for the next three weeks. Lessons are required and due by Fridays.

Monday	Tuesday	Thursday	Friday
April 5, 2021	April 6, 2021	April 8, 2021	April 9, 2021
On Demand Video: <ul style="list-style-type: none"> Video: Lesson 4/5/21 Heggerty: Phonemic Awareness Video Google Slides Lesson Reading and Writing Lesson <ul style="list-style-type: none"> Assignment in Google Classroom Math <ul style="list-style-type: none"> April 5, 2021 <div>Mrs. Kenney's Adding and Subtracting Slide Links</div> <div>Fact Ninja Links</div>	On Demand Video: <ul style="list-style-type: none"> Video: Lesson 4/6/21 Heggerty: Phonemic Awareness Video Google Slides Lessons Reading and Writing <ul style="list-style-type: none"> Assignment in Google Classroom Math <ul style="list-style-type: none"> April 6, 2021 	On Demand Video: <ul style="list-style-type: none"> Video: Lesson 4/8/21 Video: Reading Fluency: "Cory the Frog" Google Slides Lessons Reading and Writing <ul style="list-style-type: none"> Assignment in Google Classroom Math <ul style="list-style-type: none"> April 8, 2021 	On Demand Video: <ul style="list-style-type: none"> Video: Lesson 4/9/21 Heggerty: Phonemic Awareness video Google Slides Lessons Reading and Writing <ul style="list-style-type: none"> Assignment in Google Classroom Math <ul style="list-style-type: none"> April 9, 2021

Wednesday Learning (4/7/21) (click the links in the column on the right to access the links)

1. Heggerty : Phonemic Awareness video	https://heggerty.wistia.com/medias/wmxmtp7ugg
2. Complete Your Turn Practice Book	Your Turn Practice Book p. 271 (send picture of completed worksheet) Your Turn Practice Book p. 279 (send picture of completed worksheet)

(Required)	
<p>3. Lexia Core (Required)</p> <p>Lexia Core 5 (link to website - You will want to bookmark this website. Your child will use this website often and can play games at anytime for extra practice.)</p>	<ol style="list-style-type: none"> 1. Click on website link: Lexia Core 5 2. Enter my email on registration page: kerrie.bernstein@southeastpolk.org 3. Enter student username & password (see picture below) <ol style="list-style-type: none"> a. Username: student 5 digit student number b. password : sepram first initial last initial c. <u>Example student</u>: Cooper Bernstein <ol style="list-style-type: none"> i. Username: 33917 ii. Password: sepramcb
<p>4. Sight Word Practice (required)</p>	<p>How fast can you read the sight word slide?</p> <p>Sight Word Flash trimester #1</p> <p>Sight Word Flash trimester #2</p> <p>Sight Word Flash trimester #3</p>
<p>5. Reading (required)</p>	<p>Read for 15 minutes - share your book titles with Mrs. Bernstein</p> <p>You may want to read books on Epic</p> <ol style="list-style-type: none"> 1. Click on the link below 2. Enter the code: gpb6025 3. Find your name. 4. Select a book. <p>Parent note:</p> <p>This is a free service that is offered to teachers for free during school hours. After 3:30 students will not be able to access.</p>
<p>Reading and Writing (required)</p>	<p>Complete BOOM cards for this week's sight words!</p>
<p>Math: (required)</p>	<ol style="list-style-type: none"> 1. April 7, 2021 Story Problems and Review 2. Fact Ninja BOOM cards Adding 4 3. Fact Ninja BOOM cards Subtracting 4 4. Watch Mrs. Kenney's Adding and Subtracting 4s slides one time

Social Studies:	<p>Day 2: What does my family look like?</p> <ul style="list-style-type: none"> • Use your picture and questions from Tuesday's assignment to create a Flipgrid describing your family. • Watch Mrs. Bernstein's and Mrs. Kenney's examples to help you. <p>Note: You may view other classmates videos to learn more about how our families are alike and different.</p>
Virtual Library	<p>There Was An Old Lady Library</p> <p>Snowman Library</p> <p>Elf Library</p> <p>Fall Library</p> <p>Kindness Library</p> <p>Fancy Nancy Library</p> <p>Fly Guy Library</p> <p>Pete The Cat Library</p> <p>Charlotte's Web</p> <p>Kindness Library</p> <p>100th day of school library</p> <p>Dog Man Library</p>
Guidance Lesson	<p>4.7.21 Guidance Stranger Safety #1</p> <p>Learning Target: You will understand that you can take action to stay safer around strangers. You will show you understand by identifying if a situation is safe or unsafe.</p> <p>Directions:</p> <ol style="list-style-type: none"> 1. Watch Stranger Safety Lesson video 2. Watch Safety Sam video 3. Read the four situations. Talk to your grown-up about which are safe situations and which are not. (If you want to turn this in, you can make a copy. Then drag a green star to a safe situation, and drag a red X to an unsafe situation. Share with amy.anderson@southeastpolk.org).
Music	https://musicplayonline.com/modules/grade-1-lesson-28-march-week-5/

Week of March 29

Monday	Tuesday	Thursday	Friday
March 29, 2021	March 30, 2021	April 1, 2021	April 2, 2021

<p>On Demand Video:</p> <ul style="list-style-type: none"> • Video: Lesson 3/29/21 • Heggerty: Phonemic Awareness Video • Google Slides Lesson <p>Reading and Writing Lesson</p> <ul style="list-style-type: none"> • Assignment in Google Classroom <p>Math</p> <ul style="list-style-type: none"> • March 29, 2021 <div style="border: 1px solid black; padding: 5px; margin-top: 10px;"> Mrs. Kenney's Adding and Subtracting Slide Links </div> <div style="border: 1px solid black; padding: 5px; margin-top: 10px;"> Fact Ninja Links </div>	<p>On Demand Video:</p> <ul style="list-style-type: none"> • Video: Lesson 3/30/21 • Heggerty: Phonemic Awareness Video • Google Slides Lessons <p>Reading and Writing</p> <ul style="list-style-type: none"> • Assignment in Google Classroom <p>Math</p> <ul style="list-style-type: none"> • March 30, 2021 	<p>On Demand Video:</p> <ul style="list-style-type: none"> • Video: Lesson 4/1/21 • Video: Reading Fluency: "Yellow Fish, Orange Fish" • Google Slides Lessons <p>Reading and Writing</p> <ul style="list-style-type: none"> • Assignment in Google Classroom <p>Math</p> <ul style="list-style-type: none"> • April 1, 2021 	<p>On Demand Video:</p> <ul style="list-style-type: none"> • Video: Lesson 4/2/21 • Heggerty: Phonemic Awareness video • Google Slides Lessons <p>Reading and Writing</p> <ul style="list-style-type: none"> • Assignment in Google Classroom <p>Math</p> <ul style="list-style-type: none"> • April 2, 2021
--	--	--	--

Wednesday Learning (3/31/21) (click the links in the column on the right to access the links)

1. Heggerty: Phonemic Awareness Video (Required)	https://heggerty.wistia.com/medias/81k7vwz2kr
2. Complete Your Turn Practice Book (Required)	Your Turn Practice Book p. 259 (send picture of completed worksheet) Your Turn Practice Book p. 267 (send picture of completed worksheet)
3. Lexia Core (Required) Lexia Core 5 (link to website - You will want to bookmark this website.	6. Click on website link: Lexia Core 5 7. Enter my email on registration page: kerrie.bernstein@southeastpolk.org 8. Enter student username & password (see picture below) <ul style="list-style-type: none"> a. Username: student 5 digit student number

Your child will use this website often and can play games at anytime for extra practice.)	<ul style="list-style-type: none"> b. password : sepram first initial last initial c. <u>Example student</u>: Cooper Bernstein <ul style="list-style-type: none"> i. Username: 33917 ii. Password: sepramcb
9. Sight Word Practice (required)	<p>How fast can you read the sight word slide?</p> <p>Sight Word Flash trimester #1</p> <p>Sight Word Flash trimester #2</p> <p>Sight Word Flash trimester #3</p>
10. Reading (required)	<p>Read for 15 minutes - share your book titles with Mrs. Bernstein</p> <p>You may want to read books on Epic</p> <ol style="list-style-type: none"> 1. Click on the link below 2. Enter the code: gpb6025 3. Find your name. 4. Select a book. <p>Parent note:</p> <p>This is a free service that is offered to teachers for free during school hours. After 3:30 students will not be able to access.</p>
Weekly Skills Assessment (required)	<ul style="list-style-type: none"> - Watch the video of Ms. Gilchrist reading the story “Curt and Herbie in Space” and answer the questions about the story in the Google Form. Assignment found in Classroom,;
Reading and Writing (required)	<p>Complete BOOM cards for this week’s sight words!</p>
Math: (required)	<ol style="list-style-type: none"> 5. March 31, 2021 Story Problems and Review 6. Fact Ninja BOOM cards Adding 3 7. Fact Ninja BOOM cards Subtracting 3 8. Watch Mrs. Kenney’s Adding and Subtracting 3’s slides one time
Virtual Library	<p>There Was An Old Lady Library</p> <p>Snowman Library</p> <p>Elf Library</p>

	Fall Library Kindness Library Fancy Nancy Library Fly Guy Library Pete The Cat Library Charlotte's Web Kindness Library 100th day of school library Dog Man Library
Guidance Lesson	3.24.21 Guidance - Staying Safe Online: Internet Traffic Light Learning Target: You will understand that you can stay safer online by looking closely at websites to decide if they are the right fit for you. You will show you understand by talking to a grown-up about what you would do if you accidentally visited a "not right fit" site.
Music	https://musicplayonline.com/modules/grade-1-lesson-28-march-week-5/

Did you miss us Live?

Find the teaching videos linked below.

Week of March 22

Monday	Tuesday	Thursday	Friday
March 22, 2021	March 23, 2021	March 25, 2021	March 26, 2021
On Demand Video: <ul style="list-style-type: none"> Video: Lesson 3/22/21 (no video) Heggerty: Phonemic Awareness Video Google Slides Lesson Reading and Writing Lesson <ul style="list-style-type: none"> Assignment in Google Classroom Math	On Demand Video: <ul style="list-style-type: none"> Video: Lesson 3/23/21 Heggerty: Phonemic Awareness Video Google Slides Lessons Reading and Writing <ul style="list-style-type: none"> Assignment in Google Classroom Math <ul style="list-style-type: none"> March 23, 2021 	On Demand Video: <ul style="list-style-type: none"> Video: Lesson 3/25/21 Video: Reading Fluency: "Yellow Fish, Orange Fish" Google Slides Lessons Reading and Writing <ul style="list-style-type: none"> Assignment in Google Classroom Math <ul style="list-style-type: none"> March 25, 2021 	On Demand Video: <ul style="list-style-type: none"> Video: Lesson 3/26/21 Heggerty: Phonemic Awareness video Google Slides Lessons Reading and Writing <ul style="list-style-type: none"> Assignment in Google Classroom Math <ul style="list-style-type: none"> March 26, 2021

<ul style="list-style-type: none"> • March 22, 2021 <div> Mrs. Kenney's Adding and Subtracting Slide Links </div> <div> Fact Ninja Links </div>			
--	--	--	--


Wednesday Learning (3/24/21) (click the links in the column on the right to access the links)

4. Heggerty: Phonemic Awareness Video (Required)	https://heggerty.wistia.com/medias/5w6l6wfgda
5. Complete Your Turn Practice Book (Required)	Your Turn Practice Book p. 247 (send picture of completed worksheet) Your Turn Practice Book p. 255 (send picture of completed worksheet)
6. Lexia Core (Required) Lexia Core 5 (link to website - You will want to bookmark this website. Your child will use this website often and can play games at anytime for extra practice.)	11. Click on website link: Lexia Core 5 12. Enter my email on registration page: kerrie.bernstein@southeastpolk.org 13. Enter student username & password (see picture below) <ol style="list-style-type: none"> Username: student 5 digit student number password : sepram first initial last initial <u>Example student</u>: Cooper Bernstein <ol style="list-style-type: none"> Username: 33917 Password: sepramcb
14. Sight Word Practice (required)	How fast can you read the sight word slide? Sight Word Flash trimester #1 Sight Word Flash trimester #2 Sight Word Flash trimester #3

15. Reading (required)	<p>Read for 15 minutes - share your book titles with Mrs. Bernstein</p> <p>You may want to read books on Epic</p> <ol style="list-style-type: none"> 1. Click on the link below 2. Enter the code: gpb6025 3. Find your name. 4. Select a book. <p>Parent note: This is a free service that is offered to teachers for free during school hours. After 3:30 students will not be able to access.</p>
Weekly Skills Assessment (required)	<ul style="list-style-type: none"> - Watch the video of Ms. Gilchrist reading the story “Mickey the Falcon” and answer the questions about the story in the Google Form. Assignment found in Classroom,;
Reading and Writing (required)	Complete BOOM cards for this week’s sight words!
Math: (required)	<ol style="list-style-type: none"> 9. March 24, 2021 Story Problems and Review 10. Fact Ninja BOOM cards Adding 2 11. Fact Ninja BOOM cards Subtracting 2 12. Watch Mrs. Kenney’s Adding and Subtracting 2’s slides one time
Virtual Library	<p>There Was An Old Lady Library</p> <p>Snowman Library</p> <p>Elf Library</p> <p>Fall Library</p> <p>Kindness Library</p> <p>Fancy Nancy Library</p> <p>Fly Guy Library</p> <p>Pete The Cat Library</p> <p>Charlotte’s Web</p> <p>Kindness Library</p> <p>100th day of school library</p> <p>Dog Man Library</p>
Guidance Lesson	<p>3.31 Guidance - Empathy: Surprising Others with Kindness</p> <p>Learning Target: You will understand that the way you act can affect how someone else feels.</p>

	<p>You will show you understand by writing a kind note to someone in your family or who you care about.</p> <p>Directions:</p> <ol style="list-style-type: none"> 1. Watch read aloud video of "How Full is Your Bucket?" 2. Watch video lesson. 3. Write/draw a surprise note to a family member.
Music	https://musicplayonline.com/modules/grade-1-lesson-28-march-week-5/

Week of March 8

Monday	Tuesday	Thursday	Friday
March 8, 2021	March 9, 2021	March 11, 2021	March 12, 2021
<p>On Demand Video:</p> <ul style="list-style-type: none"> • Video: Lesson 3/8/21 • Heggerty: Phonemic Awareness Video • Google Slides Lesson <p><u>Reading and Writing Lesson</u></p> <ul style="list-style-type: none"> • Assignment in Google Classroom <p>Math</p> <ul style="list-style-type: none"> • March 8, 2021 <div style="border: 1px solid black; padding: 5px; margin-top: 10px;"> Mrs. Kenney's Adding and Subtracting Slide Links </div> <div style="border: 1px solid black; padding: 5px; margin-top: 10px;"> Fact Ninja Links </div>	<p>On Demand Video:</p> <ul style="list-style-type: none"> • Video: Lesson 3/9/21 • Heggerty: Phonemic Awareness Video • Google Slides Lessons <p><u>Reading and Writing</u></p> <ul style="list-style-type: none"> • Assignment in Google Classroom <p>Math</p> <ul style="list-style-type: none"> • March 9, 2021 	<p>On Demand Video:</p> <ul style="list-style-type: none"> • Video: Lesson 3/11/21 • Video: Reading Fluency: "The House that was Haunted" • Cat - Kite Spelling rule • Google Slides Lessons <p>Reading and Writing</p> <ul style="list-style-type: none"> • Assignment in Google Classroom <p>Math</p> <ul style="list-style-type: none"> • March 11, 2021 • On Demand Video posted in Google Classroom, along with assignment. 	<p>No School Enjoy your Break!</p> 

Wednesday Learning (3/10/21) (click the links in the column on the right to access the links)

<p>7. Heggerty: Phonemic Awareness Video (Required)</p>	<p>https://heggerty.wistia.com/medias/3ixujrhs56 https://heggerty.wistia.com/medias/r3atky5cqk</p>
<p>8. Complete Your Turn Practice Book (Required)</p>	<p>Your Turn Practice Book Page 235 - phonics or, ore (send picture of completed worksheet) Page 243 - phonics or, ore (send picture of completed worksheet)</p>
<p>9. Lexia Core (Required)</p> <p>Lexia Core 5 (link to website - You will want to bookmark this website. Your child will use this website often and can play games at anytime for extra practice.)</p>	<p>16. Click on website link: Lexia Core 5 17. Enter my email on registration page: kerrie.bernstein@southeastpolk.org 18. Enter student username & password (see picture below) a. Username: student 5 digit student number b. password : sepram first initial last initial c. <u>Example student</u>: Cooper Bernstein i. Username: 33917 ii. Password: sepramcb</p>
<p>19. Sight Word Practice (required)</p>	<p>How fast can you read the sight word slide? Sight Word Flash trimester #1 Sight Word Flash trimester #2 Sight Word Flash trimester #3</p>
<p>20. Reading (required)</p>	<p>Read for 15 minutes - share your book titles with Mrs. Bernstein</p> <p>You may want to read books on Epic</p> <ol style="list-style-type: none"> 1. Click on the link below 2. Enter the code: gpb6025 3. Find your name. 4. Select a book. <p>Parent note: This is a free service that is offered to teachers for free during school hours. After 3:30 students will</p>

	not be able to access.
Weekly Skills Assessment (required)	- Watch the video of Ms. Gilchrist reading the story “Mickey the Falcon” and answer the questions about the story in the Google Form. Assignment found in Classroom;
Reading and Writing (required)	Complete BOOM cards for this week’s sight words!
Math: (required)	13. Answer the questions about the pictographs in the BOOM cards. 14. Fact Ninja Adding 6 15. Fact Ninja Subtracting 6 16. Watch Mrs. Kenney’s Adding and Subtracting 6’s slides one time.
Virtual Library	There Was An Old Lady Library Snowman Library Elf Library Fall Library Kindness Library Fancy Nancy Library Fly Guy Library Pete The Cat Library Charlotte’s Web Kindness Library 100th day of school library Dog Man Library
Guidance Lesson	3.10.21 Guidance - How Technology Makes You Feel Learning Target: You will understand that it is important to pay attention to your feelings when you use technology. Feelings are clues. You will show you understand by talking to a grown-up about times when you might need to take a break or get help.
Music	https://musicplayonline.com/modules/grade-1-lesson-23/

Week of March 1

Monday	Tuesday	Thursday	Friday
March 1, 2021	March 2, 2021	March 4, 2021	March 5, 2021
On Demand Video: <ul style="list-style-type: none"> • Video: Lesson 3/1/21 • Heggerty: Phonemic Awareness Video • Google Slides Lesson Reading and Writing Lesson <ul style="list-style-type: none"> • Assignment in Google Classroom Math <ul style="list-style-type: none"> • March 1, 2021 <div>Mrs. Kenney's Adding and Subtracting Slide Links</div> <div>Fact Ninja Links</div>	On Demand Video: <ul style="list-style-type: none"> • Video: Lesson 3/2/21 • Heggerty: Phonemic Awareness Video • Google Slides Lessons Reading and Writing <ul style="list-style-type: none"> • Assignment in Google Classroom Math <ul style="list-style-type: none"> • March 2, 2021 	On Demand Video: <ul style="list-style-type: none"> • Video: Lesson 3/4/21 • Video: Reading Fluency: "Exercise" • Cat - Kite Spelling rule • Google Slides Lessons Reading and Writing <ul style="list-style-type: none"> • Assignment in Google Classroom Math <ul style="list-style-type: none"> • March 4, 2021 	On Demand Video: <ul style="list-style-type: none"> • Video: Lesson 3/5/21 • Heggerty: Phonemic Awareness Video • Google Slides Lessons Reading and Writing <ul style="list-style-type: none"> • Assignment in Google Classroom Math <ul style="list-style-type: none"> • March 5, 2021

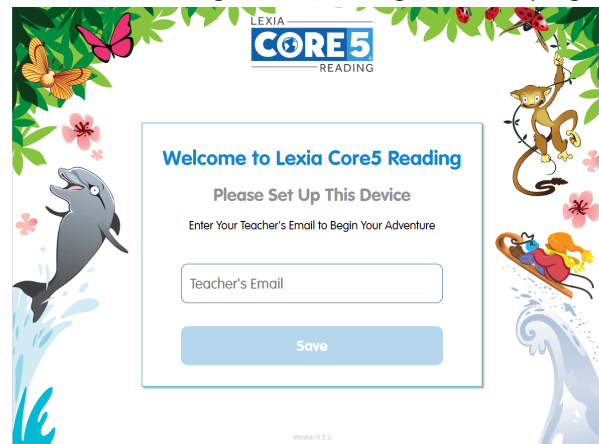
Wednesday Learning (3/3/21) (click the links in the column on the right to access the links)

1. Heggerty: Phonemic Awareness Video	https://heggerty.wistia.com/medias/3ixujrhs56 https://heggerty.wistia.com/medias/0dbitkhyeo
2. Lexia Core	<ul style="list-style-type: none"> • Steps to get started

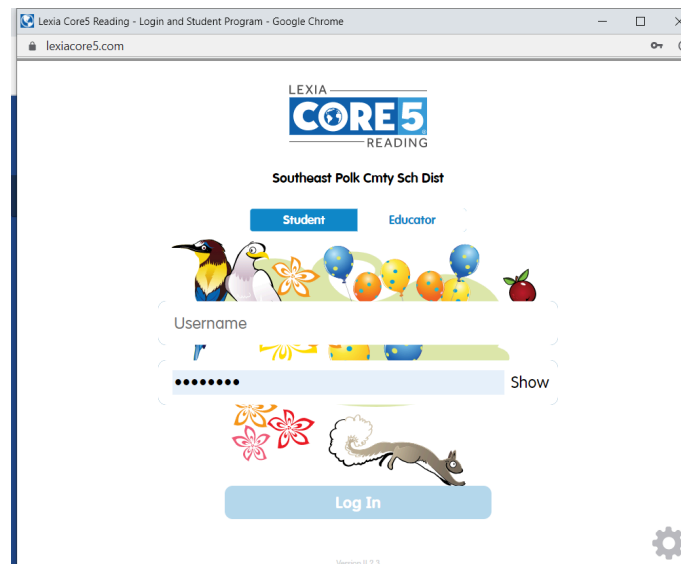
(Required)

Lexia Core 5 (link to website - You will want to bookmark this website. Your child will use this website often and can play games at anytime for extra practice.)

1. Click on website link: [Lexia Core 5](https://lexiacore5.com)
2. Enter my email on registration page: kerrie.bernstein@southeastpolk.org (see picture below)



3. Enter student username & password (see picture below)
 - a. Username: student 5 digit student number
 - b. password : sepram first initial last initial
 - c. Example student: Cooper Bernstein
 - i. Username: 33917
 - ii. Password: sepramcb



	<p><u>Very Important:</u></p> <ul style="list-style-type: none"> • Many students used Lexia Core in kindergarten and will be ready to start. • Some students did NOT use Lexia Core last year. These students will be prompted to take a placement test. It will be very important that you <u>do not</u> help your child during the placement test. Once the placement test is completed students will work on the skills that match their needs. Placement test will take about 15 minutes. • Once your child is ready to play the games it will be very important not to do the work for them. Teaching and support is alright, but the program is designed to work at the student level and reteach needed skills. • I will be tracking student progress, completed units and the number of minutes student spend working. • I would suggest students spend 15 to 20 minutes working on Lexia Core each day.
Reading (required)	Read for 15 minutes - share your book titles with Mrs. Bernstein
Sight Word Flash (required)	How fast can you read the sight word slide?
Weekly Skills Assessment (required)	- Watch the video of Ms. Gilchrist reading the story "A Hen and Her Ducklings" and answer the questions about the story in the Google Form. Assignment found in Classroom;
Reading and Writing (required)	Complete BOOM cards for this week's sight words!
Math: (required)	1. Answer the questions about the bar graphs in the BOOM cards. 2. Fact Ninja Adding 5 3. Fact Ninja Subtracting 5
Virtual Library	There Was An Old Lady Library Snowman Library Elf Library Fall Library Kindness Library Fancy Nancy Library Fly Guy Library Pete The Cat Library

	Charlotte's Web Dog Man Library
Guidance Lesson	3.3.21 Guidance - Media Balance is Important Learning Target: Students will understand that media balance means making healthy choices about time spent on or off devices. Students will show they understand by talking to a grown-up about what media balance looks like to them.
Music	https://musicplayonline.com/modules/grade-1-lesson-22/

Week of February 22

NOTE: Science lessons will be posted Tuesdays, Wednesdays, and Thursdays all of February. They are required!

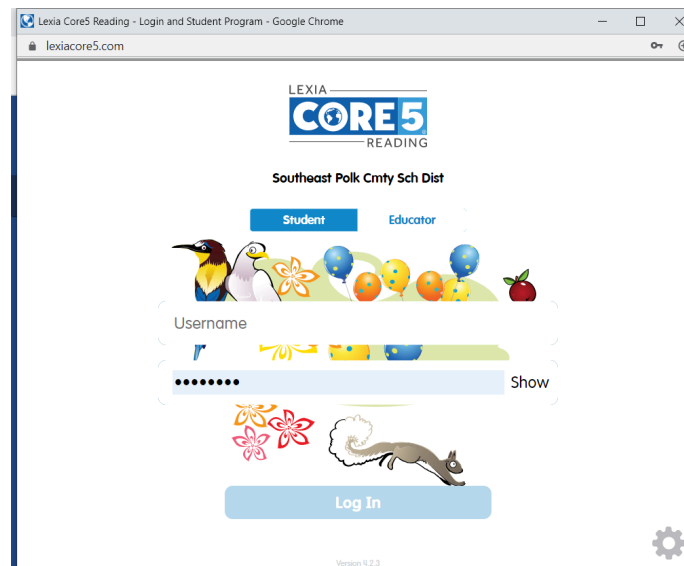
Monday	Tuesday	Thursday	Friday
February 22, 2021	February 23, 2021	February 25, 2020	February 26, 2021
On Demand Video: <ul style="list-style-type: none"> • Video: Lesson 2/22/21 • Heggerty: Phonemic Awareness Video • Google Slides Lesson Reading and Writing Lesson <ul style="list-style-type: none"> • Assignment in Google Classroom Math <ul style="list-style-type: none"> • February 22, 2021 <div style="border: 1px solid black; padding: 5px; margin-top: 10px;"> Mrs. Kenney's Adding and Subtracting Slide Links </div> <div style="border: 1px solid black; padding: 5px; margin-top: 10px;"> Fact Ninja Links </div>	On Demand Video: <ul style="list-style-type: none"> • Video: Lesson 2/23/21 • Heggerty: Phonemic Awareness Video • Google Slides Lessons Reading and Writing <ul style="list-style-type: none"> • Assignment in Google Classroom Math <ul style="list-style-type: none"> • February 23, 2021 <div style="background-color: orange; padding: 2px; margin-top: 10px;"> Science-ASSIGNMENT </div> <ul style="list-style-type: none"> • February 23, 2021 <ul style="list-style-type: none"> ◦ Day 10 	On Demand Video: <ul style="list-style-type: none"> • Video: Lesson 2/25/21 • Heggerty: Phonemic Awareness Video • Video: Reading Fluency: "The Circus" • Cat - Kite Spelling rule • Google Slides Lessons Reading and Writing <ul style="list-style-type: none"> • Assignment in Google Classroom Math <ul style="list-style-type: none"> • February 25, 2021 <ul style="list-style-type: none"> ◦ 1. Watch video ◦ 2. Complete assignment ◦ Sorry I missed you today! 	On Demand Video: <ul style="list-style-type: none"> • Video: Lesson 2/26/21 • Heggerty: Phonemic Awareness Video • Google Slides Lessons Reading and Writing <ul style="list-style-type: none"> • Assignment in Google Classroom Math <ul style="list-style-type: none"> • February 26, 2021

		Science - Assignment <ul style="list-style-type: none"> • February 25, 2021 <ul style="list-style-type: none"> ◦ Day 12 	
--	--	---	--

Wednesday Learning (2/24/21) (click the links in the column on the right to access the links)

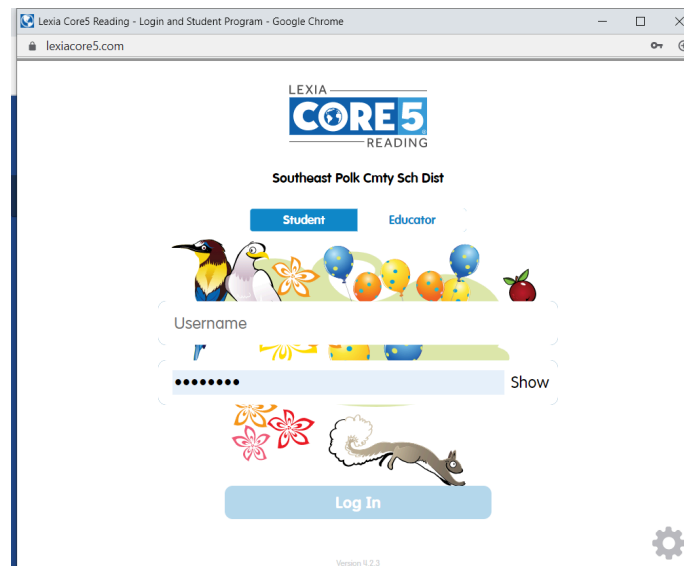
Please note: There is a **SCIENCE** assignment listed below in orange that is required!!

<p>3. Heggerty: Phonemic Awareness Video</p>	<p>https://heggerty.wistia.com/medias/3ixujrhs56 https://heggerty.wistia.com/medias/0dbitkhyeo</p>
<p>4. Lexia Core (Required)</p> <p>Lexia Core 5 (link to website - You will want to bookmark this website. Your child will use this website often and can play games at anytime for extra practice.)</p>	<ul style="list-style-type: none"> • Steps to get started 4. Click on website link: Lexia Core 5 5. Enter my email on registration page: kerrie.bernstein@southeastpolk.org (see picture below)  <ul style="list-style-type: none"> 6. Enter student username & password (see picture below) <ul style="list-style-type: none"> a. Username: student 5 digit student number b. password : sepram first initial last initial c. <u>Example student</u>: Cooper Bernstein <ul style="list-style-type: none"> i. Username: 33917 ii. Password: sepramcb



Very Important:

- Many students used Lexia Core in kindergarten and will be ready to start.
- Some students did NOT use Lexia Core last year. These students will be prompted to take a placement test. It will be very important that you do not help your child during the placement test. Once the placement test is completed students will work on the skills that match their needs. Placement test will take about 15 minutes.
- Once your child is ready to play the games it will be very important not to do the work for them. Teaching and support is alright, but the program is designed to work at the student level and reteach needed skills.
- I will be tracking student progress, completed units and the number of minutes student spend working.
- I would suggest students spend 15 to 20 minutes working on Lexia Core each day.

	 <p><u>Very Important:</u></p> <ul style="list-style-type: none"> • Many students used Lexia Core in kindergarten and will be ready to start. • Some students did NOT use Lexia Core last year. These students will be prompted to take a placement test. It will be very important that you <u>do not</u> help your child during the placement test. Once the placement test is completed students will work on the skills that match their needs. Placement test will take about 15 minutes. • Once your child is ready to play the games it will be very important not to do the work for them. Teaching and support is alright, but the program is designed to work at the student level and reteach needed skills. • I will be tracking student progress, completed units and the number of minutes student spend working. • I would suggest students spend 15 to 20 minutes working on Lexia Core each day.
Reading (required)	Read for 15 minutes - share your book titles with Mrs. Bernstein
<u>Sight Word Flash</u> (required)	How fast can you read the sight word slide?
Weekly Skills Assessment	- Watch the video of Ms. Gilchrist reading the story “A Hen and Her Ducklings” and answer the questions

(required)	about the story in the Google Form. Assignment found in Classroom;
Reading and Writing (required)	Complete BOOM cards for this week's sight words!
Math: (required)	<ol style="list-style-type: none"> 1. Complete February 24, 2021 Slides (Shared in Google Classroom) 2. Fact Ninja BOOM cards: 7 facts for addition 3. Fact Ninja BOOM cards: 7 facts for subtraction 4. Watch the Adding and Subtracting slides for 7's at least one time.
SCIENCE: (required)	<ol style="list-style-type: none"> 1. Watch Mrs. Kenney's Day 11 Science Adaptations video. 2. Complete the Google Form: Helping the Young
Virtual Library	There Was An Old Lady Library Snowman Library Elf Library Fall Library Kindness Library Fancy Nancy Library Fly Guy Library Pete The Cat Library Charlotte's Web Dog Man Library
Guidance Lesson	2.24.21 Guidance - When Mean Behavior Doesn't Stop You will understand that bullying is mean behavior that happens over and over, is done on purpose, and someone has more power. You will show you understand by telling your grown-up how the character in the story solved his problem. Video Lesson
Music	https://musicplayonline.com/modules/grade-1-lesson-22/

Week of February 15

NOTE: Science lessons will be posted Tuesdays, Wednesdays, and Thursdays all of February. They are required!

Monday	Tuesday	Thursday	Friday
--------	---------	----------	--------

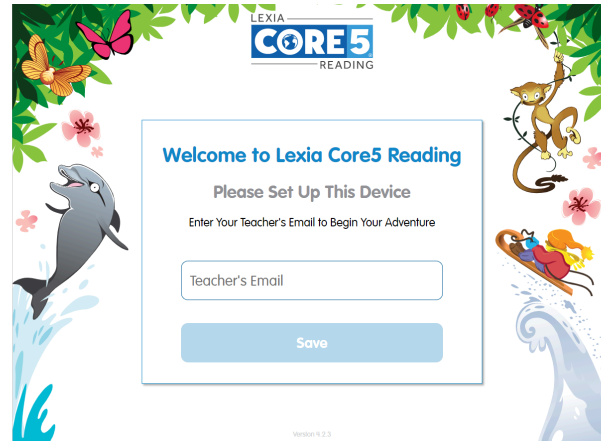
February 15, 2021	February 16, 2021	February 18, 2020	February 19, 2021
<p>On Demand Video:</p> <ul style="list-style-type: none"> • Video: Lesson 2/15/21 • Heggerty: Phonemic Awareness Video • Google Slides Lesson <p>Reading and Writing Lesson</p> <ul style="list-style-type: none"> • Assignment in Google Classroom <p>Math</p> <ul style="list-style-type: none"> • February 15, 2021 <div style="border: 1px solid black; padding: 5px; margin-top: 10px;"> Mrs. Kenney's Adding and Subtracting Slide Links </div> <div style="border: 1px solid black; padding: 5px; margin-top: 10px;"> Fact Ninja Links </div>	<p>On Demand Video:</p> <ul style="list-style-type: none"> • Video: Lesson 2/16/21 • Heggerty: Phonemic Awareness Video • Google Slides Lessons <p>Reading and Writing</p> <ul style="list-style-type: none"> • Assignment in Google Classroom <p>Math</p> <ul style="list-style-type: none"> • February 16, 2021 <p>Science-ASSIGNMENT</p> <ul style="list-style-type: none"> • February 16, 2021 <ul style="list-style-type: none"> ◦ Day 7 	<p>On Demand Video:</p> <ul style="list-style-type: none"> • Video: Lesson 2/18/21 • Heggerty: Phonemic Awareness Video • Video: Reading Fluency: "The Farm" • Cat - Kite Spelling rule • Google Slides Lessons <p>Reading and Writing</p> <ul style="list-style-type: none"> • Assignment in Google Classroom <p>Math</p> <ul style="list-style-type: none"> • February 18, 2021 <p>Science - Assignment</p> <ul style="list-style-type: none"> • February 18, 2021 <ul style="list-style-type: none"> ◦ Day 9 	<p>On Demand Video:</p> <ul style="list-style-type: none"> • Video: Lesson 2/19/21 • Heggerty: Phonemic Awareness Video • Google Slides Lessons <p>Reading and Writing</p> <ul style="list-style-type: none"> • Assignment in Google Classroom <p>Math</p> <ul style="list-style-type: none"> • February 19, 2021

Wednesday Learning (2/17/21) (click the links in the column on the right to access the links)

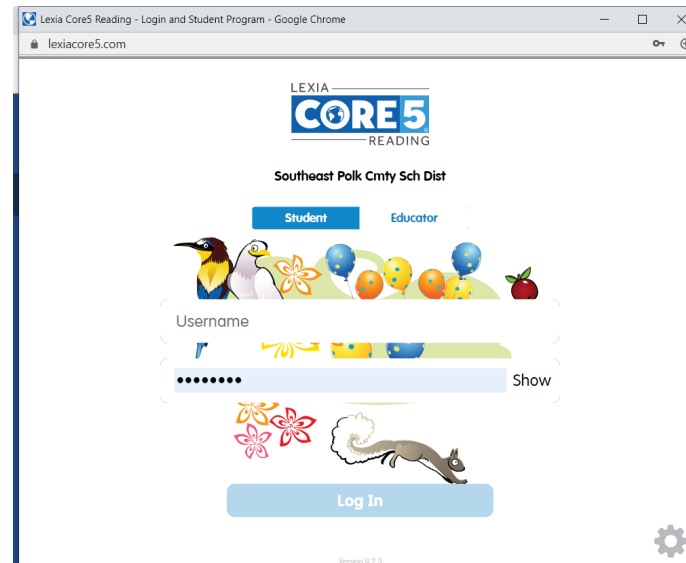
Please note: There is a **SCIENCE** assignment listed below in orange that is required!!

5. Heggerty: Phonemic Awareness Video	https://heggerty.wistia.com/medias/3ixujrhs56 https://heggerty.wistia.com/medias/0dbitkhyeo
6. Lexia Core (Required) Lexia Core 5 (link to website - You will want to bookmark this website. Your child will use this	<ul style="list-style-type: none"> • Steps to get started 7. Click on website link: Lexia Core 5 8. Enter my email on registration page: kerrie.bernstein@southeastpolk.org (see picture below)

website often and can play games at anytime for extra practice.)



9. Enter student username & password (see picture below)
 - a. Username: student 5 digit student number
 - b. password : sepram first initial last initial
 - c. Example student: Cooper Bernstein
 - i. Username: 33917
 - ii. Password: sepramcb



Very Important:

	<ul style="list-style-type: none"> • Many students used Lexia Core in kindergarten and will be ready to start. • Some students did NOT use Lexia Core last year. These students will be prompted to take a placement test. It will be very important that you <u>do not</u> help your child during the placement test. Once the placement test is completed students will work on the skills that match their needs. Placement test will take about 15 minutes. • Once your child is ready to play the games it will be very important not to do the work for them. Teaching and support is alright, but the program is designed to work at the student level and reteach needed skills. • I will be tracking student progress, completed units and the number of minutes student spend working. • I would suggest students spend 15 to 20 minutes working on Lexia Core each day.
Reading (required)	Read for 15 minutes - share your book titles with Mrs. Bernstein
Sight Word Flash (required)	How fast can you read the sight word slide?
Weekly Skills Assessment (required)	- Watch the video of Ms. Gilchrist reading the story "That's Why Rabbits Have Little Tails" and answer the questions about the story in the Google Form. Assignment found in Classroom;
Reading and Writing (required)	Complete BOOM cards for this week's sight words!
Math: (required)	<ol style="list-style-type: none"> 5. Complete February 17, 2021 Slides (Shared in Google Classroom) 6. Fact Ninja BOOM cards: 6 facts for addition 7. Fact Ninja BOOM cards: 6 facts for subtraction 8. Watch the Adding and Subtracting slides for 6's at least one time.
SCIENCE: (required)	<ol style="list-style-type: none"> 3. Watch Mrs. Kenney's Day 8 Science Adaptations video. 4. Complete the Google Form: Locomotion #2
Virtual Library	There Was An Old Lady Library Snowman Library Elf Library Fall Library Kindness Library

	Fancy Nancy Library Fly Guy Library Pete The Cat Library Charlotte's Web Dog Man Library
Guidance Lesson	<p>2.17 Guidance - Our Choices Affect Others</p> <p>Learning Target: You will understand that the choices you make affect how other people feel. You will show you understand by telling a grown-up the way the characters in the story felt when someone was mean or kind. (snake or best self choices)</p> <p>Directions: 1. Watch the video lesson 2. Watch "I Walk with Vanessa" - narrated by kindergarten students 3. Talk to a grown-up about how characters in the story felt when someone was mean or kind Optional: Use the PearDeck link to complete an online coloring page about choosing kindness "like a watering can."</p>
Music	https://musicplayonline.com/modules/grade-1-lesson-22/

Week of February 8

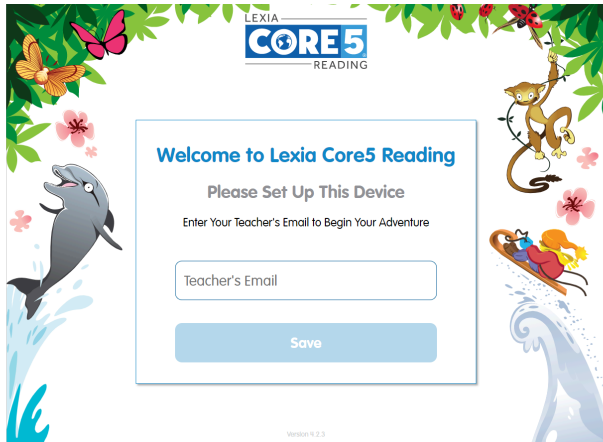
NOTE: Science lessons will be posted Tuesdays, Wednesdays, and Thursdays all of February. They are required!

Monday	Tuesday	Thursday	Friday
February 8, 2021	February 9, 2021	February 11, 2020	February 12, 2021
<p>On Demand Video:</p> <ul style="list-style-type: none"> Video: Lesson 2/8/21 Google Slides Lesson <p>Reading and Writing Lesson</p> <ul style="list-style-type: none"> Assignment in Google Classroom <p>Math</p>	<p>On Demand Video:</p> <ul style="list-style-type: none"> Video: Lesson 2/9/21 Google Slides Lessons <p>Reading and Writing</p> <ul style="list-style-type: none"> Assignment in Google Classroom <p>Math</p> <ul style="list-style-type: none"> February 9, 2021 	<p>On Demand Video:</p> <ul style="list-style-type: none"> Video: Lesson 2/11/21 Video: Reading Fluency: "Joss and Lane" Cat - Kite Spelling rule Google Slides Lessons <p>Reading and Writing</p> <ul style="list-style-type: none"> Assignment in Google Classroom 	<p>On Demand Video:</p> <ul style="list-style-type: none"> Video: Lesson 2/12/21 Google Slides Lessons <p>Reading and Writing</p> <ul style="list-style-type: none"> Assignment in Google Classroom <p>Math</p>

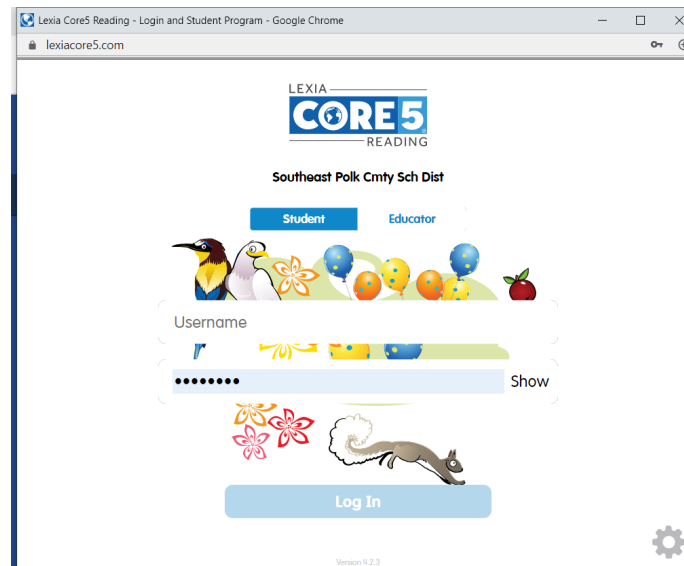
<ul style="list-style-type: none"> • February 8, 2021 <div> Mrs. Kenney's Adding and Subtracting Slide Links </div> <div> Fact Ninja Links </div>	<p>Science-ASSIGNMENT</p> <ul style="list-style-type: none"> • February 9, 2021 <ul style="list-style-type: none"> ○ Day 4 	<p>Math</p> <ul style="list-style-type: none"> • February 11, 2021 <p>Science - Assignment</p> <ul style="list-style-type: none"> • February 11, 2021 <ul style="list-style-type: none"> ○ Day 6 	<ul style="list-style-type: none"> • February 12, 2021
--	--	---	---

Wednesday Learning (2/10/21) (click the links in the column on the right to access the links)

Please note: There is a **SCIENCE** assignment listed below in orange that is required!!

7. Heggerty: Phonemic Awareness Video	https://heggerty.wistia.com/medias/ellhdlq27d
8. Lexia Core (Required) Lexia Core 5 (link to website - You will want to bookmark this website. Your child will use this website often and can play games at anytime for extra practice.)	<ul style="list-style-type: none"> • Steps to get started 10. Click on website link: Lexia Core 5 11. Enter my email on registration page: kerrie.bernstein@southeastpolk.org (see picture below)  <p>12. Enter student username & password (see picture below)</p> <ol style="list-style-type: none"> Username: student 5 digit student number password : sepram first initial last initial <u>Example student:</u> Cooper Bernstein <ol style="list-style-type: none"> Username: 33917

ii. Password: sepramcb



Very Important:

- Many students used Lexia Core in kindergarten and will be ready to start.
- Some students did NOT use Lexia Core last year. These students will be prompted to take a placement test. It will be very important that you do not help your child during the placement test. Once the placement test is completed students will work on the skills that match their needs. Placement test will take about 15 minutes.
- Once your child is ready to play the games it will be very important not to do the work for them. Teaching and support is alright, but the program is designed to work at the student level and reteach needed skills.
- I will be tracking student progress, completed units and the number of minutes student spend working.
- I would suggest students spend 15 to 20 minutes working on Lexia Core each day.

Reading (required)

Read for 15 minutes - share your book titles with Mrs. Bernstein

Sight Word Flash
(required)

How fast can you read the sight word slide?

Weekly Skills Assessment (required)	- Watch the video of Ms. Gilchrist reading the story “That’s Why Rabbits Have Little Tails” and answer the questions about the story in the Google Form. Assignment found in Classroom;
Reading and Writing (required)	Complete BOOM cards for this week’s sight words!
Math: (required)	9. Watch Mrs. Kenney’s quick video with directions for the day. 10. Complete Adding 3 Numbers #2 (Shared in Google Classroom) 11. Fact Ninja BOOM cards: 5 facts for addition 12. Fact Ninja BOOM cards: 5 facts for subtraction 13. Watch the Adding and Subtracting slides for 9’s at least one time.
SCIENCE: (required)	5. Watch Mrs. Kenney’s Day 5 Science Adaptations video. 6. Complete the Google Form: Protection #1
Virtual Library	There Was An Old Lady Library Snowman Library Elf Library Fall Library Kindness Library Fancy Nancy Library Fly Guy Library Pete The Cat Library Charlotte’s Web Dog Man Library
Guidance Lesson	2.10.21 Guidance - Helping Others when Someone is Being Mean (Snake/Snail/Best Self Review) Learning Target: You will understand that when you make best self choices you can help others. You will show you understand by matching the choice to the character and showing words you would use to help a friend. Directions: 1. Watch video lesson 2. OPTIONAL: Watch the rest of Mighty Milton (part 1 and part 2) if you want to see it 3. Practice with your grown-up or make a Flipgrid video showing words you would use to help a friend

Music	https://musicplayonline.com/modules/grade-1-lesson-20/
-------	---

Week of February 1

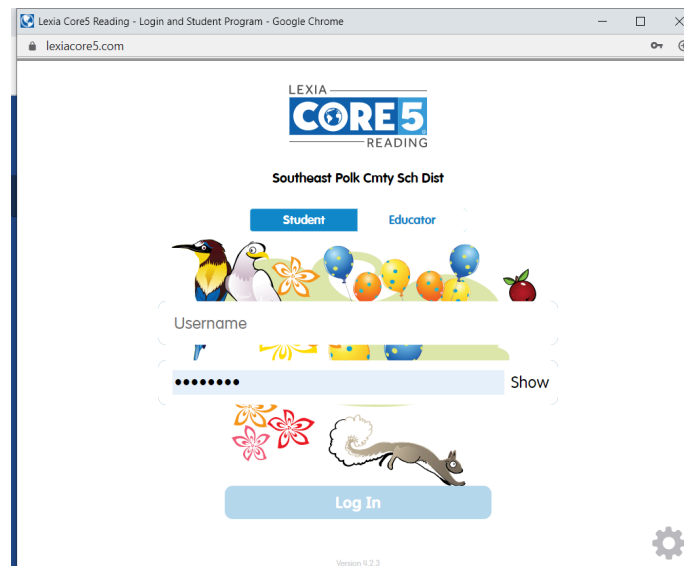
NOTE: Science lessons will be posted Tuesdays, Wednesdays, and Thursdays all of February. They are required!

Monday	Tuesday	Thursday	Friday
February 1, 2021	February 2, 2021	February 4, 2020	February 5, 2021
<p>On Demand Video:</p> <ul style="list-style-type: none"> • Video: Lesson 2/1/21 • Google Slides Lesson <p>Reading and Writing Lesson</p> <ul style="list-style-type: none"> • No On Demand lesson or assignment. We completed an activity for the 100th day of school. <p>Math</p> <ul style="list-style-type: none"> • February 1, 2021 <div style="border: 1px solid black; padding: 5px; margin-top: 10px;"> Mrs. Kenney's Adding and Subtracting Slide Links </div> <div style="border: 1px solid black; padding: 5px; margin-top: 10px;"> Fact Ninja Links </div>	<p>On Demand Video:</p> <ul style="list-style-type: none"> • Video: Lesson 2/2/21 • Google Slides Lessons <p>Reading and Writing</p> <ul style="list-style-type: none"> • Assignment in Google Classroom <p>Math</p> <ul style="list-style-type: none"> • February 2, 2021 <p>Science-ASSIGNMENT</p> <ul style="list-style-type: none"> • February 2, 2021 <ul style="list-style-type: none"> ◦ Day 1 ◦ (Note: one of my slides had the wrong date...sorry!) 	<p>On Demand Video:</p> <ul style="list-style-type: none"> • Video: Lesson 2/4/21 • Video: Reading Fluency: "Jane" • Your Turn Practice Book p. 184 • Cat - Kite Spelling rule • Google Slides Lessons <p>Reading and Writing</p> <ul style="list-style-type: none"> • Assignment in Google Classroom <p>Math</p> <ul style="list-style-type: none"> • February 4, 2021 <p>Science - Assignment</p> <ul style="list-style-type: none"> • February 4, 2021 <ul style="list-style-type: none"> ◦ Day 3 	<p>On Demand Video:</p> <ul style="list-style-type: none"> • Video: Lesson 2/5/21 • Google Slides Lessons <p>Reading and Writing</p> <ul style="list-style-type: none"> • Complete Opinion Writing (assignment in Google Classroom) <p>Math</p> <ul style="list-style-type: none"> • February 4, 2021

Wednesday Learning (2/3/21) (click the links in the column on the right to access the links)

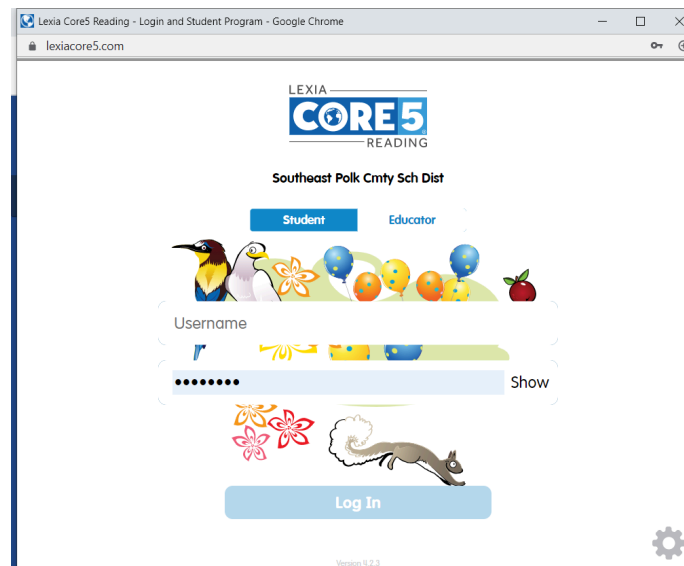
Please note: There is a **SCIENCE** assignment listed below in orange that is required!!

<p>9. Heggerty: Phonemic Awareness Video</p>	<p>https://heggerty.wistia.com/medias/ellhdlq27d</p>
<p>10. Lexia Core (Required) Lexia Core 5 (link to website - You will want to bookmark this website. Your child will use this website often and can play games at anytime for extra practice.)</p>	<ul style="list-style-type: none">• Steps to get started <p>13. Click on website link: Lexia Core 5</p> <p>14. Enter my email on registration page: kerrie.bernstein@southeastpolk.org (see picture below)</p>  <p>15. Enter student username & password (see picture below)</p> <ul style="list-style-type: none">a. Username: student 5 digit student numberb. password : sepram first initial last initialc. <u>Example student</u>: Cooper Bernstein<ul style="list-style-type: none">i. Username: 33917ii. Password: sepramcb



Very Important:

- Many students used Lexia Core in kindergarten and will be ready to start.
- Some students did NOT use Lexia Core last year. These students will be prompted to take a placement test. It will be very important that you do not help your child during the placement test. Once the placement test is completed students will work on the skills that match their needs. Placement test will take about 15 minutes.
- Once your child is ready to play the games it will be very important not to do the work for them. Teaching and support is alright, but the program is designed to work at the student level and reteach needed skills.
- I will be tracking student progress, completed units and the number of minutes student spend working.
- I would suggest students spend 15 to 20 minutes working on Lexia Core each day.

	 <p><u>Very Important:</u></p> <ul style="list-style-type: none"> • Many students used Lexia Core in kindergarten and will be ready to start. • Some students did NOT use Lexia Core last year. These students will be prompted to take a placement test. It will be very important that you <u>do not</u> help your child during the placement test. Once the placement test is completed students will work on the skills that match their needs. Placement test will take about 15 minutes. • Once your child is ready to play the games it will be very important not to do the work for them. Teaching and support is alright, but the program is designed to work at the student level and reteach needed skills. • I will be tracking student progress, completed units and the number of minutes student spend working. • I would suggest students spend 15 to 20 minutes working on Lexia Core each day.
Reading (required)	Read for 15 minutes - share your book titles with Mrs. Bernstein
<u>Sight Word Flash</u> (required)	How fast can you read the sight word slide?
Writing	- Finish your ice cream opinion paper and turn in on Google Classroom!


Math: (required)	14. Complete February 3, 2021 Slides (Shared in Google Classroom) 15. Fact Ninja BOOM cards: 9 facts for addition 16. Fact Ninja BOOM cards: 9 facts for subtraction 17. Watch the Adding and Subtracting slides for 9's at least one time.
SCIENCE: (required)	7. Watch Mrs. Kenney's Day 2 Science Adaptations video. 8. Complete the Google Form: Types of Adaptations
Virtual Library	There Was An Old Lady Library Snowman Library Elf Library Fall Library Kindness Library Fancy Nancy Library Fly Guy Library Pete The Cat Library Charlotte's Web
Guidance Lesson	2.3.21 Guidance - Standing Up for Yourself Learning Target: You will understand that you have a choice every day of how to act: like a snake, snail, or your best self. Acting like your best self will help you get along with others. You will show you understand by matching the choice to the character. Directions: 1. Watch the video lesson 2. Practice using Best Self words to stand up for yourself or ask for help. (Try this with your grown-up) Standing Up for Yourself- Video Lesson https://flipgrid.com/7338958e
Music	https://musicplayonline.com/modules/grade-1-lesson-20/

Week of January 25

Please note: There will be **Social Studies** assignments on Tuesdays and Wednesdays until January 27.

A total of six lessons for students to complete.

- Note:** due to the snow day on Tuesday, this week's Social Studies lessons will be on Wednesday and Thursday!

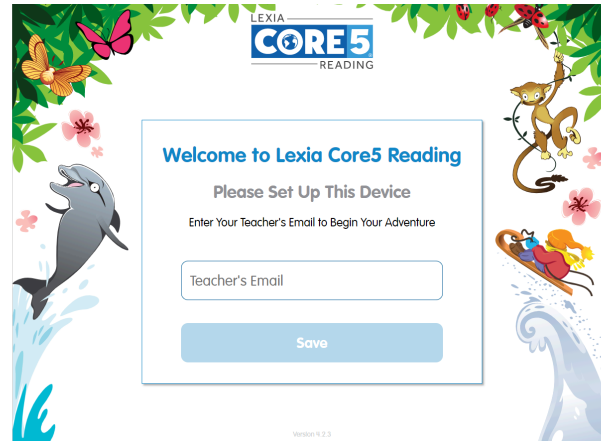
Monday	Tuesday	Thursday	Friday
January 25, 2021	January 26, 2021	January 28, 2020	January 29, 2021
<p>On Demand Video:</p> <ul style="list-style-type: none"> Video: Lesson 1/25/21 Google Slides Lesson <p>Reading and Writing Lesson</p> <ul style="list-style-type: none"> Assignment in Google Classroom <p>Math</p> <ul style="list-style-type: none"> January 25, 2021 <div style="border: 1px solid black; padding: 5px; margin-top: 10px;"> <p>Mrs. Kenney's Adding and Subtracting Slide Links</p> </div> <div style="border: 1px solid black; padding: 5px; margin-top: 10px;"> <p>Fact Ninja Links</p> </div>	<p>On Demand Video:</p> <ul style="list-style-type: none"> Snow day <p>Math</p> <ul style="list-style-type: none"> School Cancelled - <ul style="list-style-type: none"> Snow Day <div style="text-align: center;">  </div> <p>Social Studies-ASSIGNMENT MOVED TO WEDNESDAY!!</p> <ul style="list-style-type: none"> January 26, 202 Maps Day #5 Maps Review Day 	<p>On Demand Video:</p> <ul style="list-style-type: none"> Video: Lesson 1/28/21 Google Slides Lessons <p>Reading and Writing</p> <ul style="list-style-type: none"> Assignment in Google Classroom <p>Math</p> <ul style="list-style-type: none"> January 28, 2021 <p>Social Studies</p> <ul style="list-style-type: none"> January 28, 2021 Note: It was brought to my attention the sound is not working on this video. Please go ahead and complete the assignment! I'm sorry! Maps Day #6 End of Unit Test - Please complete by Friday. 	<p>On Demand Video:</p> <ul style="list-style-type: none"> Video: Lesson 1/29/21 Video: Reading Fluency: "Cass and Pat" Google Slides Lessons <p>Reading and Writing</p> <ul style="list-style-type: none"> Assignment in video for On Demand learners <p>Math</p> <ul style="list-style-type: none"> January 29, 2021

Wednesday Learning (1/27/21) (click the links in the column on the right to access the links)

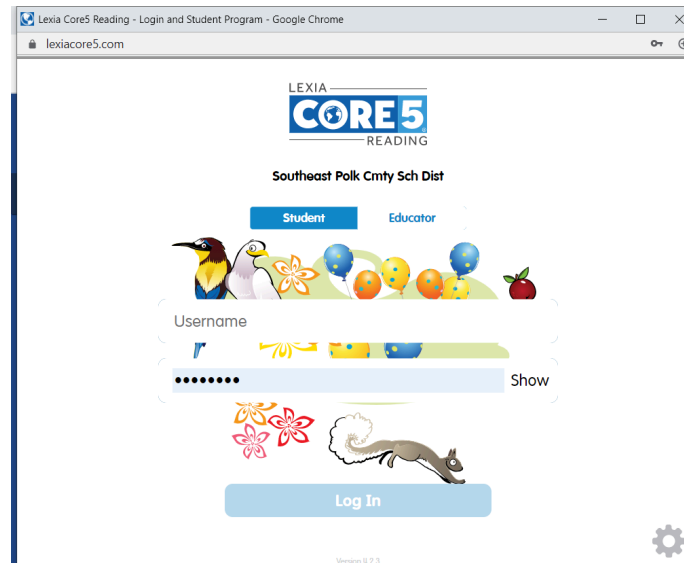
Please note: There is a **Social Studies** assignment listed below in orange that is required!!

11. Heggerty: Phonemic Awareness Video	https://heggerty.wistia.com/medias/1els6devh6
12. Lexia Core (Required) Lexia Core 5 (link to website - You will want to	<ul style="list-style-type: none"> Steps to get started 16. Click on website link: Lexia Core 5 17. Enter my email on registration page: kerrie.bernstein@southeastpolk.org (see picture below)

bookmark this website.
Your child will use this
website often and can play
games at anytime for
extra practice.)



18. Enter student username & password (see picture below)
- Username: student 5 digit student number
 - password : sepram first initial last initial
 - Example student: Cooper Bernstein
 - Username: 33917
 - Password: sepramcb



Very Important:

	<ul style="list-style-type: none"> • Many students used Lexia Core in kindergarten and will be ready to start. • Some students did NOT use Lexia Core last year. These students will be prompted to take a placement test. It will be very important that you <u>do not</u> help your child during the placement test. Once the placement test is completed students will work on the skills that match their needs. Placement test will take about 15 minutes. • Once your child is ready to play the games it will be very important not to do the work for them. Teaching and support is alright, but the program is designed to work at the student level and reteach needed skills. • I will be tracking student progress, completed units and the number of minutes student spend working. • I would suggest students spend 15 to 20 minutes working on Lexia Core each day.
Reading (required)	Read for 15 minutes - share your book titles with Mrs. Bernstein
Boom Cards (required)	Practice this week's sight words from our reading! Sign in with the student's full email address and Chromebook password <ul style="list-style-type: none"> - USERNAME -- 00000@student.southeastpolk.org - PASSWORD -- sepramcb
Your Turn pg. 145-147 (required)	Read "The Food We Eat" in Your Turn practice book and complete page 147.
Math: (required)	18. Complete January 27, 2021 Slides (Shared in Google Classroom) 19. Fact Ninja BOOM cards: 8 facts for addition 20. Fact Ninja BOOM cards: 8 facts for subtraction 21. Watch the Adding and Subtracting slides for 8's at least one time.
Social Studies: (required)	<ol style="list-style-type: none"> 1. Watch Mrs. Kenney's Day 5 Social Studies Maps video. 2. Complete the Google Assignment: Maps #4: STUDENT <p>Note: This is our review day! The end of the unit test will be posted tomorrow, since we had a snow day Tuesday!</p>
Virtual Library	There Was An Old Lady Library Snowman Library Elf Library Fall Library

	Kindness Library Fancy Nancy Library Fly Guy Library Pete The Cat Library Charlotte's Web Kindness Library 100th day of school library
Guidance Lesson	
Music	https://musicplayonline.com/modules/grade-1-lesson-18-peter-and-the-wolf-3/

Week of January 18

Please note: There will be **Social Studies** assignments on Tuesdays and Wednesdays until January 27.

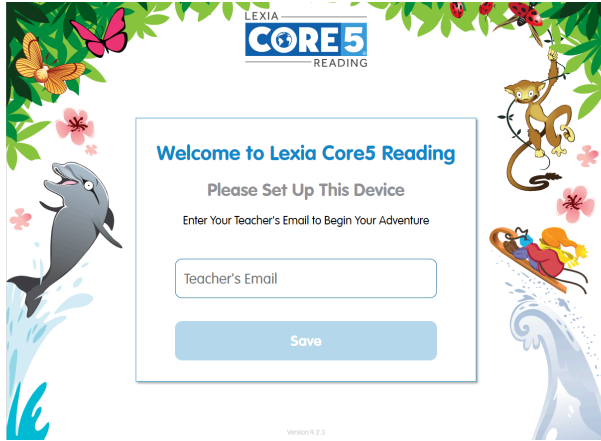
A total of six lessons for students to complete.

Monday	Tuesday	Thursday	Friday
January 18, 2021	January 19, 2021	January 21, 2020	January 22, 2021
On Demand Video: <ul style="list-style-type: none"> Video: Lesson 1/25/21 Google Slides Lesson Reading and Writing Lesson	On Demand Video: <ul style="list-style-type: none"> Video: Lesson 1/26/21 Google Slides Lessons Reading and Writing Lesson <ul style="list-style-type: none"> Assignment in Google Classroom 	On Demand Video: <ul style="list-style-type: none"> Video: Lesson 1/28/21 Video: Reading Fluency: "Cass and Pat" Google Slides Lessons Reading and Writing	On Demand Video: <ul style="list-style-type: none"> Video: Lesson 1/29/21 Google Slides Lessons Reading and Writing <ul style="list-style-type: none"> Assignment in Google

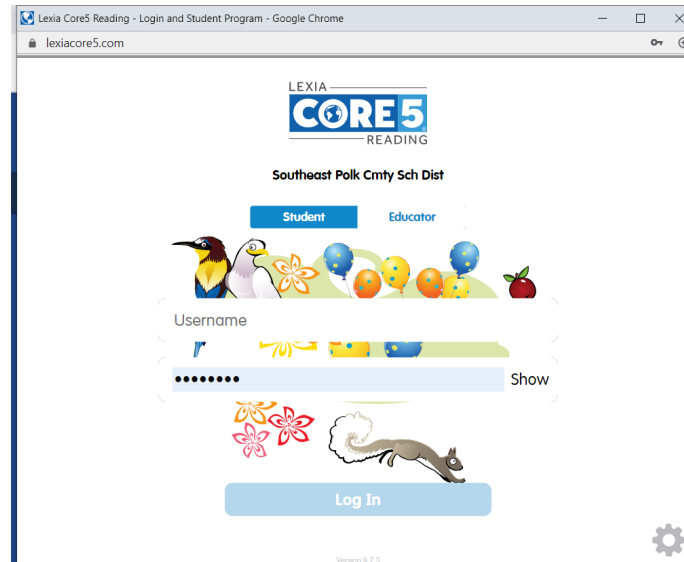
<p>Math</p> <div> <p>Mrs. Kenney's Adding and Subtracting Slide Links</p> <p>Fact Ninja Links</p> </div>	<p>Math</p> <ul style="list-style-type: none"> • January 19, 2021 <p>Social Studies</p> <ul style="list-style-type: none"> • January 19, 2021 • Maps Day #3 • Compass Rose and Directions 	<ul style="list-style-type: none"> • No Live Lesson! Ms. Gilchrist will not have live classes this day! • Assignment in Google Classroom <p>Math</p> <ul style="list-style-type: none"> • January 21, 2021 	<p>Classroom</p> <p>Math</p> <ul style="list-style-type: none"> • January 22, 2021
---	---	--	--

Wednesday Learning (1/27/21) (click the links in the column on the right to access the links)

Please note: There is a **Social Studies** assignment listed below in orange that is required!!

1. Heggerty: Phonemic Awareness Video	https://heggerty.wistia.com/medias/1els6devh6
2. Read	Read for 15 minutes & share your book title with Mrs. Bernstein
<p>3. Lexia Core (Required)</p> <p>Lexia Core 5 (link to website - You will want to bookmark this website. Your child will use this website often and can play games at anytime for extra practice.)</p>	<ul style="list-style-type: none"> • Steps to get started 1. Click on website link: Lexia Core 5 2. Enter my email on registration page: kerrie.bernstein@southeastpolk.org (see picture below) 

3. Enter student username & password (see picture below)
 - a. Username: student 5 digit student number
 - b. password : sepram first initial last initial
 - c. Example student: Cooper Bernstein
 - i. Username: 33917
 - ii. Password: sepramcb



Very Important:

- Many students used Lexia Core in kindergarten and will be ready to start.
- Some students did NOT use Lexia Core last year. These students will be prompted to take a placement test. It will be very important that you do not help your child during the placement test. Once the placement test is completed students will work on the skills that match their needs. Placement test will take about 15 minutes.
- Once your child is ready to play the games it will be very important not to do the work for them. Teaching and support is alright, but the program is designed to work at the student level and reteach needed skills.
- I will be tracking student progress, completed units and the number of minutes student spend working.
- I would suggest students spend 15 to 20 minutes working on Lexia Core each day.

	Sign in with the student's full email address and Chromebook password <ul style="list-style-type: none"> - USERNAME -- 00000@student.southeastpolk.org - PASSWORD -- sepramcb
Your Turn pg. 135-137 (required)	Read "Life Long Ago" in Your Turn practice book and complete page 127.
Math: (required)	<ol style="list-style-type: none"> 1. Complete January 20, 2021 Slides (Shared in Google Classroom) 2. Watch Mrs. Kenney's short video about adding and subtracting 6 to a number. 3. Fact Ninja BOOM cards: 6 facts for addition 4. Fact Ninja BOOM cards: 6 facts for subtraction 5. Watch the Adding and Subtracting slides for 6's at least one time.
Social Studies: (required)	<ol style="list-style-type: none"> 1. Watch the Day 4 Social Studies video by Mrs. Kenney. 2. Complete Maps: #3 STUDENT assignment shared in Google Classroom.
Virtual Library	There Was An Old Lady Library Snowman Library Elf Library Fall Library Kindness Library Fancy Nancy Library Fly Guy Library Pete The Cat Library Charlotte's Web
Guidance Lesson	<p><u>1.20 Guidance - Choosing Kindness- Intro to Great Kindness Challenge</u></p> <p><u>Learning Target:</u> <u>You will understand that a kind act is something you say or do to show you care. Kind acts make you and others happy and can make our community a better place.</u> <u>You will show you understand by writing or inserting images on a Padlet to show a kind act you completed.</u></p> <p><u>Directions:</u> <u>1. Watch "Be Kind" video</u> <u>2. Watch Choosing Kindness Video Lesson</u> <u>3. Add a kind act you have done or that has been done for you on the Padlet</u></p> <p>"Be Kind" Read Aloud</p>

	Choosing Kindness Video Lesson Assignment: Add to the Kind Acts Padlet
Music	https://musicplayonline.com/modules/grade-1-lesson-18-peter-and-the-wolf-3/

Week of January 11:

Please note: There will be **Social Studies** assignments on Tuesdays and Wednesdays until January 27.

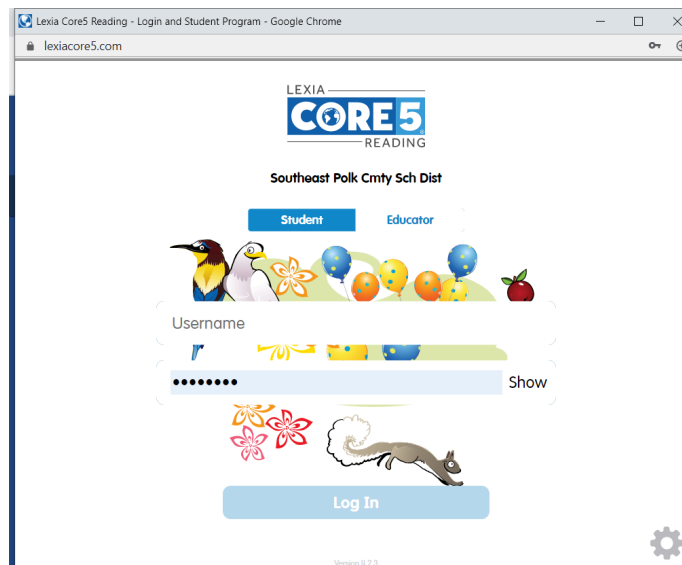
A total of six lessons for students to complete.

Monday	Tuesday	Thursday	Friday
January 11, 2021	January 12, 2021	January 14, 2020	January 15, 2021
<p>On Demand Video:</p> <ul style="list-style-type: none"> • Video: Lesson: 1/11/21 • Video: Handwriting letter h • Google Slides Lessons <p>Reading and Writing</p> <ul style="list-style-type: none"> • Assignment in Google Classroom <p>Math</p> <ul style="list-style-type: none"> • January 11, 2021 <div> Mrs. Kenney's Adding and Subtracting Slide Links </div> <div> Fact Ninja Links </div>	<p>On Demand Video:</p> <ul style="list-style-type: none"> • Video: Lesson 1/12/21 • Google Slides Lessons <p>Reading and Writing Lesson</p> <ul style="list-style-type: none"> • Assignment in Google Classroom <p>Math</p> <ul style="list-style-type: none"> • January 12, 2021 • Note: NO LIVE LESSON TODAY! Mrs. Kenney has a doctor's appointment!! <p>Social Studies</p> <ul style="list-style-type: none"> • January 12, 2021 • Maps Day #1: • Follow That Map! by Scot Ritchie 	<p>On Demand Video:</p> <ul style="list-style-type: none"> • Video: Lesson 1/14/21 • Video: Reading Fluency: "Finn" • Google Slides Lessons <p>Reading and Writing</p> <ul style="list-style-type: none"> • Assignment in Google Classroom <p>Math</p> <ul style="list-style-type: none"> • January 14, 2021 	<p>On Demand Video:</p> <ul style="list-style-type: none"> • Video: Lesson 1/15/21 • Google Slides Lessons <p>Reading and Writing</p> <ul style="list-style-type: none"> • Assignment in Google Classroom <p>Math</p> <ul style="list-style-type: none"> • January 15, 2021

Wednesday Learning (1/13/21) (click the links in the column on the right to access the links)

Please note: There is a **Social Studies** assignment listed below in orange that is required!!

4. Heggerty: Phonemic Awareness Video	https://heggerty.wistia.com/medias/jh4a4jh09h
5. Lexia Core (Required) Lexia Core 5 (link to website - You will want to bookmark this website. Your child will use this website often and can play games at anytime for extra practice.)	<ul style="list-style-type: none">• Steps to get started4. Click on website link: Lexia Core 55. Enter my email on registration page: kerrie.bernstein@southeastpolk.org (see picture below)  <ul style="list-style-type: none">6. Enter student username & password (see picture below)<ul style="list-style-type: none">a. Username: student 5 digit student numberb. password : sepram first initial last initialc. <u>Example student:</u> Cooper Bernstein<ul style="list-style-type: none">i. Username: 33917ii. Password: sepramcb



Very Important:

- Many students used Lexia Core in kindergarten and will be ready to start.
- Some students did NOT use Lexia Core last year. These students will be prompted to take a placement test. It will be very important that you do not help your child during the placement test. Once the placement test is completed students will work on the skills that match their needs. Placement test will take about 15 minutes.
- Once your child is ready to play the games it will be very important not to do the work for them. Teaching and support is alright, but the program is designed to work at the student level and reteach needed skills.
- I will be tracking student progress, completed units and the number of minutes student spend working.
- I would suggest students spend 15 to 20 minutes working on Lexia Core each day.

Boom Cards (required)

Practice this week's sight words from our reading!

Sign in with the student's full email address and Chromebook password

- USERNAME -- 00000@student.southeastpolk.org
- PASSWORD -- sepramcb

Your Turn pg. 125-127 (required)



Read "Little Fred and Little Buck" in Your Turn practice book and complete page 127.



Math: (required)	6. Complete January 13, 2021 Slides (Shared in Google Classroom) 7. Watch Mrs. Kenney's short video about adding and subtracting 4 to a number. 8. Fact Ninja BOOM cards: 4 facts for addition 9. Fact Ninja BOOM cards: 4 facts for subtraction 10. Watch the Adding and Subtracting slides for 4's at least one time.
Social Studies: (required)	3. Watch the video of Mrs. Kenney reading <u>Follow That Map!</u> by Scot Ritchie. 4. Mark as done when you've watched it. NOTE: We will use this information later, so pay attention!!
Virtual Library	There Was An Old Lady Library Snowman Library Elf Library Fall Library Kindness Library Fancy Nancy Library Fly Guy Library Pete The Cat Library Charlotte's Web
Guidance Lesson	<u>1.13.21 Guidance - Making Apologies</u> <u>Learning Target:</u> <u>You will understand that apologizing is a good way to solve a problem when you hurt someone.</u> <u>You will show you understand by drawing a picture of a time you apologized.</u> <u>Directions:</u> <u>1. Watch video</u> <u>2. Draw a picture of a time that you apologized</u> <u>If you want to turn in the picture, you can take a photo of the drawing on the chromebook and attach it to a blank slide OR email to amy.anderson@southeastpolk.org. This is optional. Thanks!</u> Video Lesson - Zach Apologizes Assignment
Music	https://musicplayonline.com/modules/grade-1-lesson-16-peter-and-the-wolf-1/

Week of January 4

Monday	Tuesday	Thursday	Friday
January 4, 2021	January 5, 2021	January 7, 2020	January 8, 2021
<p>On Demand Video:</p> <ul style="list-style-type: none"> • Video: Lesson: 1/4/21 • Video: Handwriting letter E • Google Slides Lessons <p>Reading and Writing</p> <ul style="list-style-type: none"> • Assignment in Google Classroom <p>Math</p> <ul style="list-style-type: none"> • January 4, 2021 	<p>On Demand Video:</p> <ul style="list-style-type: none"> • Video: Lesson 1/5/21 • Google Slides Lessons <p>Reading and Writing Lesson (Part 1, Part 2)</p> <ul style="list-style-type: none"> • Assignment in Google Classroom <p>Math</p> <ul style="list-style-type: none"> • January 5, 2021 • NOTE: This is the same video from Monday, as I went ahead and gave directions for the subtraction timed test in there as well! 	<p>On Demand Video:</p> <ul style="list-style-type: none"> • Video: Lesson 1/7/21 • Video: Reading Fluency: "Jim" • Google Slides Lessons <p>Math</p> <ul style="list-style-type: none"> • January 7, 2021 	<p>On Demand Video:</p> <ul style="list-style-type: none"> • Video: Lesson 1/8/21 • Google Slides Lessons <p>Math</p> <ul style="list-style-type: none"> • January 8, 2021

Week of December 21

Monday	Tuesday	Thursday	Friday
December 21, 2020	December 22, 2020	December 24, 2020	December 25, 2020
<p>On Demand Video:</p> <ul style="list-style-type: none"> • Phonic Lesson <p>Links Needed:</p> <ul style="list-style-type: none"> • Google Slides Lessons (contains all video links) • Actively participate in phonemic awareness video- https://heggerty.wistia.co 	<p>On Demand Video:</p> <ul style="list-style-type: none"> • Phonics Lesson <p>Links Needed:</p> <ul style="list-style-type: none"> • Google Slides Lessons (contains all video links) • 1st Grade Sight Word List <ul style="list-style-type: none"> ◦ Go Fish Game (print and play) • phonemic awareness 		

<ul style="list-style-type: none"> m/medias/s873nrj983 Letter g handwriting video Your Turn Practice Page 121 <ul style="list-style-type: none"> Video Hard and Soft c and g <p>Reading and Writing</p> <ul style="list-style-type: none"> Assignment in Google Classroom <p>Math</p> <ul style="list-style-type: none"> December 21, 2020 	<p>video:</p> <ul style="list-style-type: none"> https://heggerty.wistia.com/medias/9vb4w4f8f3 Your Turn Practice Book page 122 <ul style="list-style-type: none"> Video All About The Books <p>Reading and Writing Lesson (Part 1, Part 2)</p> <ul style="list-style-type: none"> Assignment in Google Classroom <p>Math</p> <ul style="list-style-type: none"> December 22, 2020 		
---	---	---	---

Monday	Tuesday	Thursday	Friday
December 14, 2020	December 15, 2020	December 17, 2020	December 18, 2020
<p>On Demand Video:</p> <ul style="list-style-type: none"> Phonic Lesson <p>Links Needed:</p> <ul style="list-style-type: none"> Google Slides Lessons (contains all video links) Actively participate in phonemic awareness video- https://heggerty.wistia.com/medias/s873nrj983 Letter g handwriting video Your Turn Practice Page 121 <ul style="list-style-type: none"> Video 	<p>On Demand Video:</p> <ul style="list-style-type: none"> Phonics Lesson <p>Links Needed:</p> <ul style="list-style-type: none"> Google Slides Lessons (contains all video links) 1st Grade Sight Word List <ul style="list-style-type: none"> Go Fish Game (print and play) phonemic awareness video: https://heggerty.wistia.com/medias/9vb4w4f8f3 Your Turn Practice Book page 122 <ul style="list-style-type: none"> Video 	<p>On Demand Video:</p> <ul style="list-style-type: none"> Phonics Lesson <p>Links Needed:</p> <ul style="list-style-type: none"> Google Slides Lessons (contains all video links) phonemic awareness video- https://heggerty.wistia.com/medias/46rd4ezwxr Word & Sentence Dictation: soft c, g, dge <ul style="list-style-type: none"> dictation answer key Magic “e” syllable Practice Reading Fluency 	<p>On Demand Video:</p> <ul style="list-style-type: none"> Phonics Lesson <p>Links Needed:</p> <ul style="list-style-type: none"> Google Slides Lessons (contains all video links) 1st Grade Sight Word List <ul style="list-style-type: none"> Go Fish Game (print and play) phonemic awareness video- https://heggerty.wistia.com/medias/ugbxzfat50 Blending CVC Syllables Your Turn Practice Book page 128

<ul style="list-style-type: none"> • Hard and Soft c and g <p>Reading and Writing</p> <ul style="list-style-type: none"> • Assignment in Google Classroom <p>Math</p> <ul style="list-style-type: none"> • December 14, 2020 	<ul style="list-style-type: none"> • All About The Books <p>Reading and Writing Lesson (Part 1, Part 2)</p> <ul style="list-style-type: none"> • Assignment in Google Classroom <p>Math</p> <ul style="list-style-type: none"> • December 15, 2020 • NO video. Please look at Google Classroom for assignment and to comment what you used to practice your facts. <p>Good afternoon 1st Grade Remote Rams! I'm sorry I missed you today! For math today please do one of the following:</p> <ul style="list-style-type: none"> *Play Prodigy for 20 minutes. *Play a math game (or two) that came in your home supplies in early November. *Play another online activity that you may have access to. *Practice your math facts using a deck of cards or dice. (If you have them!) <p>Comment what you chose to do today when you mark as done!</p>	<ul style="list-style-type: none"> ◦ Fluency packet <p>Reading and Writing</p> <ul style="list-style-type: none"> • Assignment in Google Classroom <p>Math</p> <ul style="list-style-type: none"> • December 17, 2020 	<ul style="list-style-type: none"> ◦ Video • Your Turn Practice Book page 129 ◦ video <p>Reading and Writing</p> <p>Math</p> <ul style="list-style-type: none"> • December 18, 2020
---	--	--	---

Wednesday Learning Opportunities (12/16/20) (click the links in the column on the right to access the links)

Phonemic Awareness (Required)	Actively participate in phonemic awareness video- Practice all phonemic awareness skills. https://heggerty.wistia.com/medias/evb9wxrcry
---	--

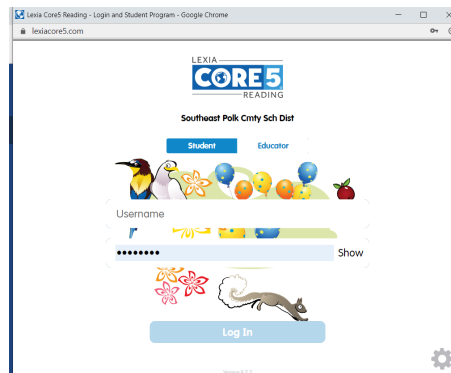
Lexia Core **(Required)**

Lexia Core 5 (link to website - You will want to bookmark this website. Your child will use this website often and can play games at anytime for extra practice.)

- Steps to get started
- 1. Click on website link: [Lexia Core 5](#)
- 2. Enter my email on registration page: kerrie.bernstein@southeastpolk.org (see picture below)





- 3. Enter student username & password (see picture below)
 - a. Username: student 5 digit student number
 - b. password : sepram first initial last initial
 - c. Example student: Cooper Bernstein
 - i. Username: 33917
 - ii. Password: sepramcb



Very Important:

- Many students used Lexia Core in kindergarten and will be ready to start.
- Some students did NOT use Lexia Core last year. These students will be prompted to take a placement test. It will be very important that you do not help your child during the placement test. Once the placement test is completed students will work on the skills that match their needs.

	<p>Placement test will take about 15 minutes.</p> <ul style="list-style-type: none">Once your child is ready to play the games it will be very important not to do the work for them. Teaching and support is alright, but the program is designed to work at the student level and reteach needed skills.I will be tracking student progress, completed units and the number of minutes student spend working.I would suggest students spend 15 to 20 minutes working on Lexia Core each day.												
 Boom Cards (required)	<p>Practice this week's sight words from our reading!</p> <p>Sign in with the student's full email address and Chromebook passwork</p> <ul style="list-style-type: none">USERNAME -- 00000@student.southeastpolk.orgPASSWORD -- sepramcb												
Your Turn pg. 104 (required)	<p>Read any story (from our books or a book you have at home) and complete the beginning, middle and end organizer. Turn in on Classroom.</p>												
Math: (required)	<ol style="list-style-type: none">Complete December 16, 2020 Math Story Problems (Shared in Google Classroom)Fact Ninja BOOM cards: 3 facts for additionFact Ninja BOOM cards: 3 facts for subtraction												
 Bear Has a Story to Tell	<p>Listen to the story, <i>Bear Has a Story to Tell</i>. You can also read the non-fiction book, <i>How Do You Know It's Winter?</i> There are activities on the left hand side of the page for the pair of books.</p> <ul style="list-style-type: none">Username - 6101sepwPassword - haed11												
<p>Science (required)</p> <p>We are ready to begin our 1st science unit: <u>Light and Sound</u></p>	<div><ul style="list-style-type: none">Unit: <u>Light and Sound</u><table><tr><th>Grade 1 Physical Science</th><th>Performance Expectations</th><th>Focus</th><th>Disciplinary Core Ideas (DCIs) (Mystery Conceptual Flow)</th><th>Scientific & Engineering Practices (SEPs)</th><th>Crosscutting Concepts (CCC)</th></tr><tr><td>Mystery 5 How could you send a secret message to someone</td><td>1-PS4-1</td><td>Sounds & Vibrations</td><td>There are so many different types of sounds! Some are loud, soft, high, low, or even silly. People are capable of making a lot of different sounds. Each sound is made with a back and forth</td><td>Students carry out investigations exploring how to make different sounds. First, they use their hands and feet to make the sounds of a rain storm. Next, they use the</td><td>Students consider the relationship between vibrations (cause) and sound (effect).</td></tr></table></div>	Grade 1 Physical Science	Performance Expectations	Focus	Disciplinary Core Ideas (DCIs) (Mystery Conceptual Flow)	Scientific & Engineering Practices (SEPs)	Crosscutting Concepts (CCC)	Mystery 5 How could you send a secret message to someone	1-PS4-1	Sounds & Vibrations	There are so many different types of sounds! Some are loud, soft, high, low, or even silly. People are capable of making a lot of different sounds. Each sound is made with a back and forth	Students carry out investigations exploring how to make different sounds. First, they use their hands and feet to make the sounds of a rain storm. Next, they use the	Students consider the relationship between vibrations (cause) and sound (effect).
Grade 1 Physical Science	Performance Expectations	Focus	Disciplinary Core Ideas (DCIs) (Mystery Conceptual Flow)	Scientific & Engineering Practices (SEPs)	Crosscutting Concepts (CCC)								
Mystery 5 How could you send a secret message to someone	1-PS4-1	Sounds & Vibrations	There are so many different types of sounds! Some are loud, soft, high, low, or even silly. People are capable of making a lot of different sounds. Each sound is made with a back and forth	Students carry out investigations exploring how to make different sounds. First, they use their hands and feet to make the sounds of a rain storm. Next, they use the	Students consider the relationship between vibrations (cause) and sound (effect).								

	far? Mystery 6 How do boats find their way in the fog?			movement, called a vibration. Different vibrations make different sounds. DCIs: PS4.A	vibration of a ruler to create a 'boing' sound as the soundtrack to a bouncing ball animation. Students construct the explanation that objects vibrate when they make a sound, and if the vibration stops, the sound stops as well.	
	<p>Lesson 5:</p> <ol style="list-style-type: none">1. Watch the Mystery: “How could you send a secret message to someone far?”2. Complete: Mystery 5 Assessment <p>Lesson 6:</p> <ol style="list-style-type: none">1. Watch the Mystery: “How do boats find their way in the fog?”2. Complete: Mystery 6 Assessment					
Virtual Library	There Was An Old Lady Library Snowman Library Elf Library Fall Library Kindness Library Fancy Nancy Library					

	Fly Guy Library Pete The Cat Library Charlotte's Web
Guidance Lesson	<p><u>12.16 Guidance - Handling Change (Zones Mini-Review)</u></p> <p><u>Learning Target:</u> You will understand that changes in routine can make it harder to stay in the GREEN ZONE. You can spend more time in the Green Zone if you plan ahead for what tools you'll use. You will show you understand by drawing or writing about tools, people, and activities that bring you peace.</p> <p><u>Directions:</u> 1. Watch Video Loom Video 2. Create your settled snow globe with People, Activities, and Tools that keep you in the GREEN ZONE. You can do this in the Google slide OR just draw it on a piece of paper at home. If you draw a picture, I'd love to see it!</p> <p><u>OPTIONAL:</u> If you decide to draw your snow globe, this "How to Draw a Snowglobe" Youtube video I linked has a tutorial for kids on how to draw a snow globe. Just make sure to still add the things in your snow globe that I explain in my video! (Or just draw a circle :)</p>
Music	https://musicplayonline.com/modules/grade-1-lesson-15/
Art - Drawing Club Fall Stuff	Complete a drawing activity with Mrs. Rondeau (art teacher from Willowbrook)
Hour of Code	

Week of December 7-11

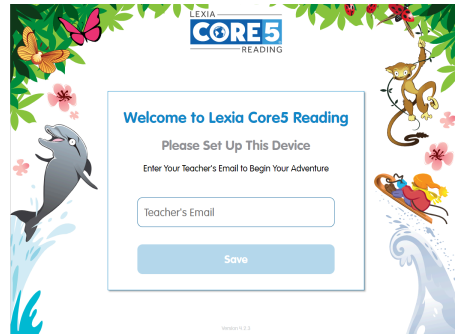
Monday	Tuesday	Thursday	Friday
December 7, 2020	December 8, 2020	December 10, 2020	December 11, 2020
<p><u>On Demand Video:</u></p> <ul style="list-style-type: none"> Phonic Lesson <p>Links Needed:</p> <ul style="list-style-type: none"> Google Slides Lessons 	<p><u>On Demand Video:</u></p> <ul style="list-style-type: none"> Phonics Lesson <p>Links Needed:</p> <ul style="list-style-type: none"> Google Slides Lessons 	<p><u>On Demand Video:</u></p> <ul style="list-style-type: none"> Phonics Lesson <p>Links Needed:</p> <ul style="list-style-type: none"> Google Slides Lessons 	<p><u>On Demand Video:</u></p> <ul style="list-style-type: none"> Phonics Lesson <p>Links Needed:</p> <ul style="list-style-type: none"> Google Slides Lessons

<p>(contains all video links)</p> <ul style="list-style-type: none"> Actively participate in phonemic awareness video- https://heggerty.wistia.com/medias/llfmi24bzw Letter g handwriting video Your Turn Practice Page 111 <ul style="list-style-type: none"> Video Magic “e” syllable <p>Reading and Writing</p> <ul style="list-style-type: none"> Assignment in Google Classroom <p>Math</p> <ul style="list-style-type: none"> December 7, 2020 	<p>(contains all video links)</p> <ul style="list-style-type: none"> 1st Grade Sight Word List phonemic awareness video https://heggerty.wistia.com/medias/ux4luui0d5 Your Turn Practice Book page 112 <ul style="list-style-type: none"> Video Blending CVC Syllables <p>Reading and Writing Lesson (Part 1, Part 2)</p> <ul style="list-style-type: none"> Assignment in Google Classroom <p>Math</p> <ul style="list-style-type: none"> December 8, 2020 	<p>(contains all video links)</p> <ul style="list-style-type: none"> phonemic awareness video- https://heggerty.wistia.com/medias/7qh2vvmt9w Word & Sentence Dictation (i_e) <ul style="list-style-type: none"> dictation answer key Magic “e” syllable Practice Reading Fluency - video <ul style="list-style-type: none"> Fluency packet Wonders Your Turn Practice Book page 113 <ul style="list-style-type: none"> video <p>Reading and Writing</p> <ul style="list-style-type: none"> Assignment in Google Classroom <p>Math</p> <ul style="list-style-type: none"> December 10, 2020 	<p>(contains all video links)</p> <ul style="list-style-type: none"> 1st Grade Sight Word List phonemic awareness video- https://heggerty.wistia.com/medias/rlicghn2ew Blending CVC Syllables <p>Reading and Writing</p> <p>Math</p> <ul style="list-style-type: none"> December 11, 2020
--	---	---	---

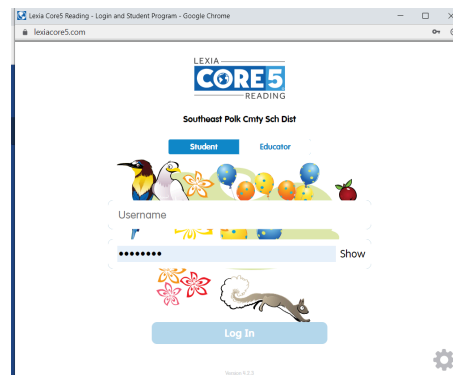
Wednesday Learning Opportunities (12/9/20) (click the links in the column on the right to access the links)

Phonemic Awareness (Required)	Actively participate in phonemic awareness video- Practice all phonemic awareness skills. https://heggerty.wistia.com/medias/1p9s8623ix
Lexia Core (Required) Lexia Core 5 (link to website - You will want to bookmark this website. Your child will	<ul style="list-style-type: none"> Steps to get started 4. Click on website link: Lexia Core 5 5. Enter my email on registration page: kerrie.bernstein@southeastpolk.org (see picture below)

use this website often and can play games at anytime for extra practice.)






6. Enter student username & password (see picture below)
 - a. Username: student 5 digit student number
 - b. password : sepram first initial last initial
 - c. Example student: Cooper Bernstein
 - i. Username: 33917
 - ii. Password: sepramcb



Very Important:

- Many students used Lexia Core in kindergarten and will be ready to start.
- Some students did NOT use Lexia Core last year. These students will be prompted to take a placement test. It will be very important that you do not help your child during the placement test. Once the placement test is completed students will work on the skills that match their needs. Placement test will take about 15 minutes.
- Once your child is ready to play the games it will be very important not to do the work for them. Teaching and support is alright, but the program is designed to work at the student level and reteach needed skills.
- I will be tracking student progress, completed units and the number of minutes student spend

	<div>working.</div> <div><div></div><div>I would suggest students spend 15 to 20 minutes working on Lexia Core each day.</div></div>												
<div><div></div><div>Boom Cards (required)</div></div>	<div>Practice this week’s sight words from our reading!</div> <div>Sign in with the student’s full email address and Chromebook passwork</div> <div><div>-</div><div>USERNAME -- 00000@student.southeastpolk.org</div></div> <div><div>-</div><div>PASSWORD -- sepramcb</div></div>												
<div><div></div><div>Your Turn pg. 94 (required)</div></div>	<div>Read any story (from our books or a book you have at home) and main topic and key details chart on page 94 of the Your Turn practice book. Turn in in Classroom.</div>												
<div>Math: (required)</div>	<div><div>4.</div><div>Complete the district assessment on the associative property (NO adult help please!)</div></div> <div><div>5.</div><div>Fact Ninja BOOM cards: 2 facts for addition</div></div> <div><div>6.</div><div>Fact Ninja BOOM cards: 2 facts for subtraction</div></div>												
<div><div></div><div>Bear Has a Story to Tell (optional)</div></div>	<div>Listen to the story, <i>Bear Has a Story to Tell</i>. You can also read the non-fiction book, <i>How Do You Know It’s Winter?</i> There are activities on the left hand side of the page for the pair of books.</div> <div><div></div><div>Username - 6101sepw</div></div> <div><div></div><div>Password - haed11</div></div>												
<div>Science (required)</div> <div>We are ready to begin our 1st science unit: <u>Light and Sound</u></div>	<div><div></div><div>Unit: <u>Light and Sound</u></div><div></div></div> <table><tr><th>Grade 1 Physical Science</th><th>Performance Expectations</th><th>Focus</th><th>Disciplinary Core Ideas (DCIs) (Mystery Conceptual Flow)</th><th>Scientific & Engineering Practices (SEPs)</th><th>Crosscutting Concepts (CCC)</th></tr><tr><td><div>Mystery 3</div><div>Can you see in the dark?</div></td><td><div>1-PS4-1</div></td><td><div>Sounds & Vibrations</div></td><td><div>There are so many different types of sounds! Some are loud, soft, high, low, or even silly. People are capable of making a lot of different sounds. Each sound is made with a back and forth movement, called a vibration. Different vibrations make different sounds.</div><div>DCIs: PS4.A</div></td><td><div>Students carry out investigations exploring how to make different sounds. First, they use their hands and feet to make the sounds of a rain storm. Next, they use the vibration of a ruler to create a ‘boing’ sound as the soundtrack to a bouncing ball animation. Students construct the</div></td><td><div>Students consider the relationship between vibrations (cause) and sound (effect).</div></td></tr></table>	Grade 1 Physical Science	Performance Expectations	Focus	Disciplinary Core Ideas (DCIs) (Mystery Conceptual Flow)	Scientific & Engineering Practices (SEPs)	Crosscutting Concepts (CCC)	<div>Mystery 3</div> <div>Can you see in the dark?</div>	<div>1-PS4-1</div>	<div>Sounds & Vibrations</div>	<div>There are so many different types of sounds! Some are loud, soft, high, low, or even silly. People are capable of making a lot of different sounds. Each sound is made with a back and forth movement, called a vibration. Different vibrations make different sounds.</div> <div>DCIs: PS4.A</div>	<div>Students carry out investigations exploring how to make different sounds. First, they use their hands and feet to make the sounds of a rain storm. Next, they use the vibration of a ruler to create a ‘boing’ sound as the soundtrack to a bouncing ball animation. Students construct the</div>	<div>Students consider the relationship between vibrations (cause) and sound (effect).</div>
Grade 1 Physical Science	Performance Expectations	Focus	Disciplinary Core Ideas (DCIs) (Mystery Conceptual Flow)	Scientific & Engineering Practices (SEPs)	Crosscutting Concepts (CCC)								
<div>Mystery 3</div> <div>Can you see in the dark?</div>	<div>1-PS4-1</div>	<div>Sounds & Vibrations</div>	<div>There are so many different types of sounds! Some are loud, soft, high, low, or even silly. People are capable of making a lot of different sounds. Each sound is made with a back and forth movement, called a vibration. Different vibrations make different sounds.</div> <div>DCIs: PS4.A</div>	<div>Students carry out investigations exploring how to make different sounds. First, they use their hands and feet to make the sounds of a rain storm. Next, they use the vibration of a ruler to create a ‘boing’ sound as the soundtrack to a bouncing ball animation. Students construct the</div>	<div>Students consider the relationship between vibrations (cause) and sound (effect).</div>								

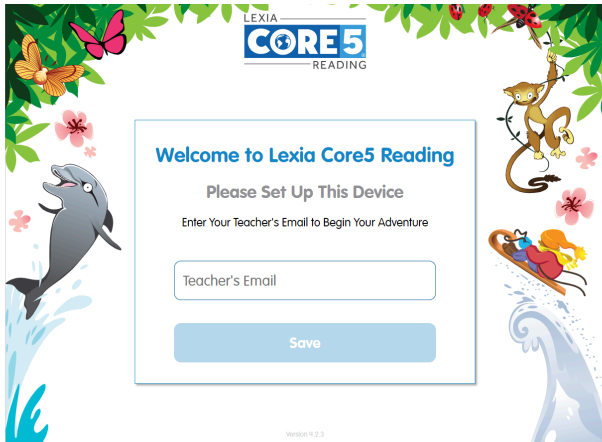
	<table><tr><td></td><td></td><td></td><td></td><td>explanation that objects vibrate when they make a sound, and if the vibration stops, the sound stops as well.</td><td></td></tr></table> <div>Lesson 4:<ol style="list-style-type: none">1. Watch the Mystery (Digital Book): Can you see in the dark?2. Complete (Hands on Activity) as much of the activity as you can. I understand that you may not have the materials needed at home.</div> <div></div>					explanation that objects vibrate when they make a sound, and if the vibration stops, the sound stops as well.	
				explanation that objects vibrate when they make a sound, and if the vibration stops, the sound stops as well.			
Virtual Library	<div>There Was An Old Lady Library</div> <div>Snowman Library</div> <div>Elf Library</div> <div>Fall Library</div> <div>Kindness Library</div> <div>Fancy Nancy Library</div> <div>Fly Guy Library</div> <div>Pete The Cat Library</div>						
Guidance Lesson (optional)	<div>12.9.20 Grade 1 Guidance - Solving Problems with ISEP: Finding Solutions</div> <div>Learning Target:</div> <div>Today you will understand how you can talk through a problem and share ideas to find a solution.</div> <div>You will show you understand by thinking of a solution to a problem in a story.</div>						
Music (optional)	https://musicplayonline.com/modules/grade-1-lesson-15/						
Art - Drawing Club Fall Stuff (optional)	Complete a drawing activity with Mrs. Rondeau (art teacher from Willowbrook)						
Hour of Code (optional)							

Week of November 30 - December 4

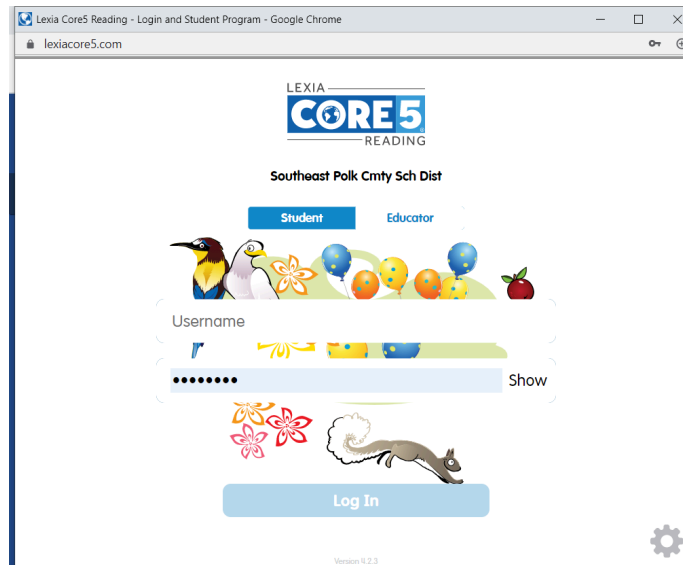
Monday	Tuesday	Thursday	Friday
November 30, 2020	December 1, 2020	December 3, 2020	December 4, 2020
<p>On Demand Video:</p> <ul style="list-style-type: none"> • Phonics Lesson <p>Links Needed:</p> <ul style="list-style-type: none"> • Google Slides Lessons (contains all video links) • Actively participate in phonemic awareness video- https://heggerty.wistia.com/medias/210h25wlkp • Letter b handwriting video • Your Turn Practice Page 101 • Magic “e” syllable • Complete page 101 in Your Turn Practice Book <ul style="list-style-type: none"> ◦ Your Turn Practice Page 101 - answer key - video <p>Reading and Writing</p> <ul style="list-style-type: none"> • Assignment in Google Classroom <p>Math</p> <p>November 30, 2020 Assignments:</p> <ol style="list-style-type: none"> 1. Flipgrid: Explain why the following numbers have the same sum: $3 + 4 + 2 = 9$	<p>On Demand Video:</p> <ul style="list-style-type: none"> • Phonics Lesson <p>Links Needed:</p> <ul style="list-style-type: none"> • Google Slides Lessons (contains all video links) • 1st Grade Sight Word List • phonemic awareness video https://heggerty.wistia.com/medias/dp67czl1gf • Blending CVC Syllables • Your Turn Practice Book page 108 <ul style="list-style-type: none"> ◦ Your Turn practice Book page 108 - answer key video <p>Reading and Writing Lesson (Part 1, Part 2)</p> <ul style="list-style-type: none"> • Assignment in Google Classroom <p>Math</p> <ul style="list-style-type: none"> • December 1, 2020 	<p>On Demand Video:</p> <ul style="list-style-type: none"> • Phonics Lesson <p>Links Needed:</p> <ul style="list-style-type: none"> • Google Slides Lessons (contains all video links) • phonemic awareness video- https://heggerty.wistia.com/medias/3v4m0dbsql • Word & Sentence Dictation (a_e) <ul style="list-style-type: none"> ◦ dictation answer key • Magic “e” syllable • Practice Reading Fluency- video <ul style="list-style-type: none"> ◦ Fluency packet • Wonders Your Turn Practice Book page 103 - video <p>Reading and Writing</p> <ul style="list-style-type: none"> • Assignment in Google Classroom <p>Math</p> <ul style="list-style-type: none"> • December 3, 2020 	<p>On Demand Video:</p> <ul style="list-style-type: none"> • Phonics Lesson <p>Links Needed:</p> <ul style="list-style-type: none"> • Google Slides Lessons (contains all video links) • 1st Grade Sight Word List • phonemic awareness video- https://heggerty.wistia.com/medias/yitww02pyr • Blending CVC Syllables <p>Reading and Writing</p> <p>Math</p> <ul style="list-style-type: none"> • December 4, 2020

$2 + 4 + 3 = 9$ $2 + 3 + 4 = 9$ 2. Practice addition AND subtraction facts in BOOM. Links are in Google Classroom.			
--	--	--	--

Wednesday Learning Opportunities (12/2/20) (click the links in the column on the right to access the links)

Phonemic Awareness (Required) <ul style="list-style-type: none"> https://heggerty.wistia.com/medias/qbwg36p0t1 	Actively participate in phonemic awareness video- Practice all phonemic awareness skills.
1st Grade <u>Sight Words</u> (Required)	<ul style="list-style-type: none"> Fun ways to practice sight words
Lexia Core (Required) Lexia Core 5 (link to website - You will want to bookmark this website. Your child will use this website often and can play games at anytime for extra practice.)	<ul style="list-style-type: none"> Steps to get started <ol style="list-style-type: none"> Click on website link: Lexia Core 5 Enter my email on registration page: kerrie.bernstein@southeastpolk.org (see picture below) 

3. Enter student username & password (see picture below)
 - a. Username: student 5 digit student number
 - b. password : sepram first initial last initial
 - c. Example student: Cooper Bernstein
 - i. Username: 33917
 - ii. Password: sepramcb



Very Important:

- Many students used Lexia Core in kindergarten and will be ready to start.
- Some students did NOT use Lexia Core last year. These students will be prompted to take a placement test. It will be very important that you do not help your child during the placement test. Once the placement test is completed students will work on the skills that match their needs. Placement test will take about 15 minutes.
- Once your child is ready to play the games it will be very important not to do the work for them. Teaching and support is alright, but the program is designed to work at the student level and reteach needed skills.
- I will be tracking student progress, completed units and the number of minutes student spend working.
- I would suggest students spend 15 to 20 minutes working on Lexia Core each day.

Boom Cards (required)	<p>Practice this week's sight words from our reading!</p> <p>Sign in with the student's full email address and Chromebook passwork</p> <ul style="list-style-type: none"> - USERNAME -- 00000@student.southeastpolk.org - PASSWORD -- sepramcb
Your Turn pg. 75-77 (required)	Read the story "Big Rock Pond" in Your Turn practice book (pages 75 and 76). Complete the worksheet on page 77. Turn in in Classroom.
Math: (required)	<ol style="list-style-type: none"> 1. Complete the Story Problems Slides (shared in Google Classroom) 2. Math Ninja Boom Cards - Add 1 & 0 Fact Fluency 3. Math Ninja Boom Cards - Subtract 0 & 1 Fact Fluency <p>***Note: Students will be able to pass out of the different levels and move back to the Mixed. We will all start here today!***</p>
Hi! Fly Guy (optional)	<p>Listen to the story, <i>Hi! Fly Guy</i>. You can also read the non-fiction book, <i>It's a Good Thing There Are Insects</i>. There are activities on the left hand side of the page for the pair of books.</p> <ul style="list-style-type: none"> • Username - 6101sepw • Password - haed11
Virtual Library	<p>There Was An Old Lady Library</p> <p>Snowman Library</p> <p>Elf Library</p> <p>Fall Library</p> <p>Kindness Library</p> <p>Fancy Nancy Library</p> <p>Fly Guy Library</p> <p>Pete The Cat Library</p>
Guidance Lesson (optional)	<p><u>12.2 Guidance - Problem Solving with ISEP (steps 1 & 2)</u></p> <p><u>Learning Target:</u></p> <p><u>You will understand that the first two steps of solving a problem are identifying the problem and thinking of solutions.</u></p> <p><u>You will show you understand by thinking of solutions to a problem in a story.</u></p> <p><u>*I broke the videos into smaller chunks because some people were having trouble getting longer videos to load due to internet speeds*</u></p>

Directions:

1. Watch Video #1

2. Watch Video #2

3. Complete Assignment Slide by moving the orange star to your answer

[Video #1](#)

[Video #2](#)

[Assignment Slide](#)

Science (required)

We are ready to begin
our 1st science unit:
Light and Sound

1. Students need to
click on the link
for lesson 3:
“What if there
were no
windows?” to
complete lesson.

Unit: **Light and Sound**

Grade 1 Physical Science	Performance Expectations	Focus	Disciplinary Core Ideas (DCIs) (Mystery Conceptual Flow)	Scientific & Engineering Practices (SEPs)	Crosscutting Concepts (CCC)
Mystery 3 <u>What if there were not windows?</u>	1-PS4-1	Sounds & Vibrations	There are so many different types of sounds! Some are loud, soft, high, low, or even silly. People are capable of making a lot of different sounds. Each sound is made with a back and forth movement, called a vibration. Different vibrations make different sounds. DCIs: PS4.A	Students carry out investigations exploring how to make different sounds. First, they use their hands and feet to make the sounds of a rain storm. Next, they use the vibration of a ruler to create a 'boing' sound as the soundtrack to a bouncing ball animation. Students construct the explanation that objects vibrate when they make a sound, and if the vibration stops, the sound stops as well.	Students consider the relationship between vibrations (cause) and sound (effect).

Lesson 3:

- Mystery: [What if there were no windows?](#)

Music (optional)	https://musicplayonline.com/modules/grade-1-lesson-12/
Art - Drawing Club Fall Stuff (optional)	Complete a drawing activity with Mrs. Rondeau (art teacher from Willowbrook)

Week of November 23-27

Monday	Tuesday	Thursday	Friday
November 23, 2020	November 24, 2020	November 26, 2020	November 27, 2020
<p>On Demand Video:</p> <ul style="list-style-type: none"> • Phonic Lesson <p>Links Needed:</p> <ul style="list-style-type: none"> • Google Slides Lessons (contains all video links) • Actively participate in phonemic awareness video- https://heggerty.wistia.com/medias/c8s3nli83w • Letter t handwriting video • Your Turn Practice Page 98 <ul style="list-style-type: none"> ◦ Your Turn Practice Page 98 - answer key - video • Turkey Hokey Pokey <p>Reading and Writing</p> <ul style="list-style-type: none"> • Assignment in Google Classroom 	<p>On Demand Video:</p> <ul style="list-style-type: none"> • Phonics Lesson <p>Links Needed:</p> <ul style="list-style-type: none"> • Google Slides Lessons (contains all video links) • There Was An Old Lady Who Swallowed A Turkey • 1st Grade Sight Word List • phonemic awareness video https://heggerty.wistia.com/medias/rwkblisqsk • Turkey Hokey Pokey <p>Reading and Writing Lesson (Part 1, Part 2)</p> <ul style="list-style-type: none"> • Assignment in Google Classroom 	<p>On Demand Video:</p> <p>No School Thanksgiving</p> <p>Enjoy :)</p> <p>Reading and Writing</p> <ul style="list-style-type: none"> • Assignment in Google Classroom 	<p>On Demand Video:</p> <p>No School Thanksgiving</p> <p>Enjoy :)</p> <p>Reading and Writing</p>

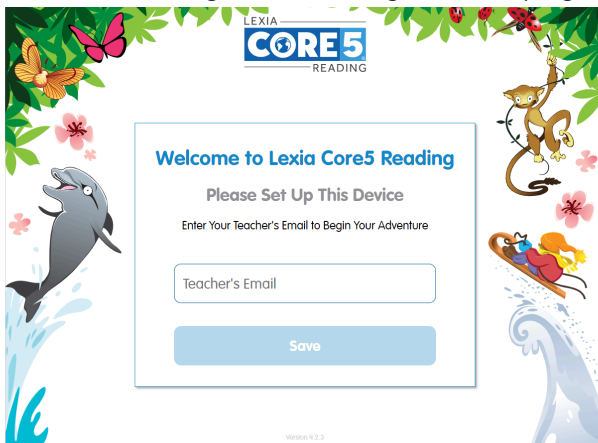
Math	Math		
<ul style="list-style-type: none"> November 23, 2020 	<ul style="list-style-type: none"> November 24, 2020 		

Week of November 16-20

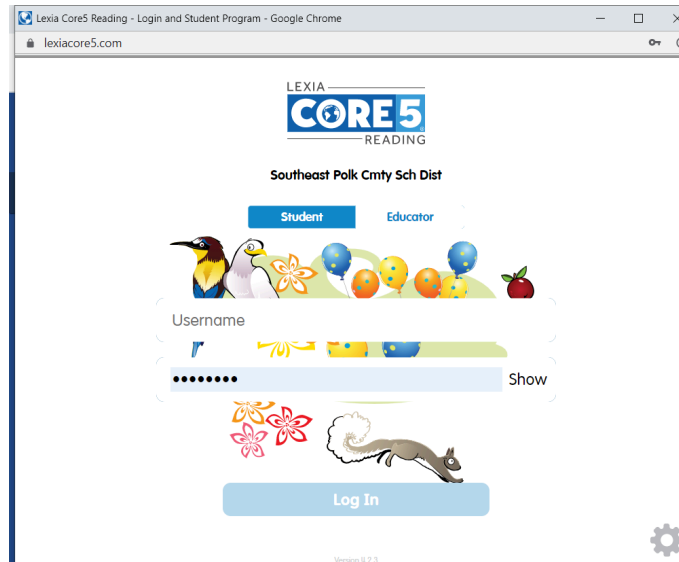
Monday	Tuesday	Thursday	Friday
November 16, 2020	November 17, 2020	November 19, 2020	November 20, 2020
<p>On Demand Video:</p> <ul style="list-style-type: none"> Phonic Lesson <p>Links Needed:</p> <ul style="list-style-type: none"> Google Slides Lessons (contains all video links) Actively participate in phonemic awareness video- https://heggerty.wistia.com/medias/qj6w63iegh Letter c handwriting video Your Turn Practice Page 88 That's Music <p>Reading and Writing</p> <ul style="list-style-type: none"> Assignment in Google Classroom <p>Math</p> <ul style="list-style-type: none"> November 16, 2020 No video today. Students need to complete "Ten 	<p>On Demand Video:</p> <ul style="list-style-type: none"> Phonics Lesson <p>Links Needed:</p> <ul style="list-style-type: none"> Google Slides Lessons (contains all video links) 1st Grade Sight Word List phonemic awareness video- https://heggerty.wistia.com/medias/bqh80tz136 Dancing is easy song Lexia Core 5 - 15-20 minutes <p>Reading and Writing Lesson (Part 1, Part 2)</p> <ul style="list-style-type: none"> Assignment in Google Classroom <p>Math</p> <ul style="list-style-type: none"> November 17, 2020 	<p>On Demand Video:</p> <ul style="list-style-type: none"> Phonics Lesson <p>Links Needed:</p> <ul style="list-style-type: none"> Google Slides Lessons (contains all video links) phonemic awareness video- https://heggerty.wistia.com/medias/j28ris93lm Digraph dictation <ul style="list-style-type: none"> Digraph dictation answer key Two Different Worlds Practice Reading Fluency: Read to Flip Grid <ul style="list-style-type: none"> Fluency packet Flip Grid Link Lexia Core 5 - 15-20 minutes <p>Reading and Writing</p> <ul style="list-style-type: none"> Assignment in Google Classroom 	<p>On Demand Video:</p> <ul style="list-style-type: none"> Phonics Lesson <p>Links Needed:</p> <ul style="list-style-type: none"> Google Slides Lessons (contains all video links) 1st Grade Sight Word List phonemic awareness video- https://heggerty.wistia.com/medias/sz8b52z6cp Believe in Yourself <p>Reading and Writing</p> <p>Math</p> <ul style="list-style-type: none"> November 20, 2020

<p>More and Ten Less” assignment shared in Google Classroom.</p> <ul style="list-style-type: none"> • NO hundreds charts please! 		<p>Math</p> <ul style="list-style-type: none"> • November 19, 2020 	
---	--	---	--

Wednesday Learning Opportunities (11/18/20) (click the links in the column on the right to access the links)

<p>Phonemic Awareness (Required)</p> <ul style="list-style-type: none"> • https://heggerty.wistia.com/medias/5fuv0ekwyr • https://heggerty.wistia.com/medias/c8kei2ubcm 	<p><u>Nothing to turn in</u> - Actively participate in phonemic awareness video- Practice all phonemic awareness skills.</p>
<p>1st Grade <u>Sight Words</u> (Required)</p>	<ul style="list-style-type: none"> • Fun ways to practice sight words
<p>Lexia Core (Required) Lexia Core 5 (link to website - You will want to bookmark this website. Your child will use this website often and can play games at anytime for extra practice.)</p>	<ul style="list-style-type: none"> • Steps to get started 4. Click on website link: Lexia Core 5 5. Enter my email on registration page: kerrie.bernstein@southeastpolk.org (see picture below) 

6. Enter student username & password (see picture below)
- Username: student 5 digit student number
 - password : sepram first initial last initial
 - Example student: Cooper Bernstein
 - Username: 33917
 - Password: sepramcb



Very Important:

- Many students used Lexia Core in kindergarten and will be ready to start.
- Some students did NOT use Lexia Core last year. These students will be prompted to take a placement test. It will be very important that you do not help your child during the placement test. Once the placement test is completed students will work on the skills that match their needs. Placement test will take about 15 minutes.
- Once your child is ready to play the games it will be very important not to do the work for them. Teaching and support is alright, but the program is designed to work at the student level and reteach needed skills.
- I will be tracking student progress, completed units and the number of minutes student spend working.
- I would suggest students spend 15 to 20 minutes working on Lexia Core each day.

	Sign in with the student's full email address and Chromebook passwork <ul style="list-style-type: none">- USERNAME -- 00000@student.southeastpolk.org- PASSWORD -- sepramcb												
Your Turn pg. 75-77 (required)	Read the story "Big Rock Pond" in Your Turn practice book (pages 75 and 76). Complete the worksheet on page 77. Turn in in Classroom.												
Math: (required)	Log into BOOM for some fact family practice. Remember they are also called related facts.												
Hi! Fly Guy (optional)	Listen to the story, <i>Hi! Fly Guy</i> . You can also read the non-fiction book, <i>It's a Good Thing There Are Insects</i> . There are activities on the left hand side of the page for the pair of books. <ul style="list-style-type: none">• Username - 6101sepw• Password - haed11												
Guidance Lesson (optional)	<u>11.18 Guidance - Problem Solving: Empathy & Kindness</u> <u>Learning Target:</u> <u>You will understand that empathy means to understand how someone else is feeling. Empathy can help you solve problems with friends.</u> <u>You will show you understand by identifying how someone is feeling in a story and thinking of ways to help.</u> <u>Directions:</u> <u>1. Watch video lesson</u> <u>2. Answer the questions on the assignment slide (or just talk to your grown-up)</u>												
Science (required) We are ready to begin our 1st science unit: <u>Light and Sound</u> 1. Students need to click on the link for lesson 1: "How do they make	Unit: <u>Light and Sound</u> <table><tr><th>Grade 1 Physical Science</th><th>Performance Expectations</th><th>Focus</th><th>Disciplinary Core Ideas (DCIs) (Mystery Conceptual Flow)</th><th>Scientific & Engineering Practices (SEPs)</th><th>Crosscutting Concepts (CCC)</th></tr><tr><td>Mystery 1 How do they make silly sounds in cartoons?</td><td>1-PS4-1</td><td>Sounds & Vibrations</td><td>There are so many different types of sounds! Some are loud, soft, high, low, or even silly. People are capable of making a lot of different sounds. Each sound is made</td><td>Students carry out investigations exploring how to make different sounds. First, they use their hands and feet to make the sounds of a rain storm.</td><td>Students consider the relationship between vibrations (cause) and sound (effect).</td></tr></table>	Grade 1 Physical Science	Performance Expectations	Focus	Disciplinary Core Ideas (DCIs) (Mystery Conceptual Flow)	Scientific & Engineering Practices (SEPs)	Crosscutting Concepts (CCC)	Mystery 1 How do they make silly sounds in cartoons?	1-PS4-1	Sounds & Vibrations	There are so many different types of sounds! Some are loud, soft, high, low, or even silly. People are capable of making a lot of different sounds. Each sound is made	Students carry out investigations exploring how to make different sounds. First, they use their hands and feet to make the sounds of a rain storm.	Students consider the relationship between vibrations (cause) and sound (effect).
Grade 1 Physical Science	Performance Expectations	Focus	Disciplinary Core Ideas (DCIs) (Mystery Conceptual Flow)	Scientific & Engineering Practices (SEPs)	Crosscutting Concepts (CCC)								
Mystery 1 How do they make silly sounds in cartoons?	1-PS4-1	Sounds & Vibrations	There are so many different types of sounds! Some are loud, soft, high, low, or even silly. People are capable of making a lot of different sounds. Each sound is made	Students carry out investigations exploring how to make different sounds. First, they use their hands and feet to make the sounds of a rain storm.	Students consider the relationship between vibrations (cause) and sound (effect).								

<p>silly sounds in cartoons?” to complete lesson.</p> <p>2. Complete the Mystery 1 Assessment. You can print the Mystery 1 Assessment, complete and take a picture and submit work to Google Classroom OR make a copy of Google slides and then share the finished project with Mrs. Bernstein.</p>				<p>with a back and forth movement, called a vibration. Different vibrations make different sounds.</p> <p>DCIs: PS4.A</p>	<p>Next, they use the vibration of a ruler to create a 'boing' sound as the soundtrack to a bouncing ball animation. Students construct the explanation that objects vibrate when they make a sound, and if the vibration stops, the sound stops as well.</p>	
	<p>Lesson 1:</p> <ul style="list-style-type: none"> • Mystery How do they make silly sounds in cartoons? • Complete and submit: Mystery 1 Assessment 					
Music (optional)	https://musicplayonline.com/modules/grade-1-lesson-10-2/					
Art - Drawing Club Fall Stuff (optional)	Complete a drawing activity with Mrs. Rondeau (art teacher from Willowbrook)					

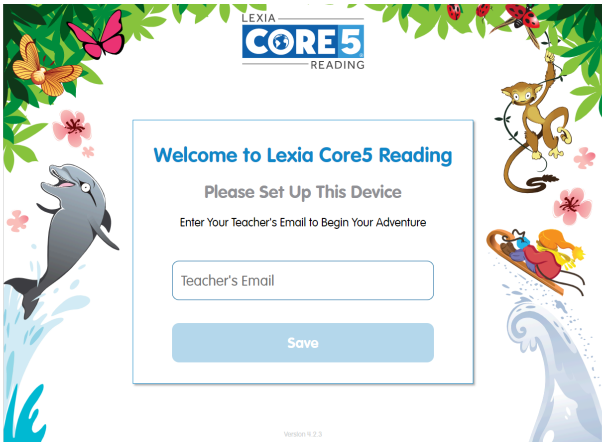
Week of November 9-13

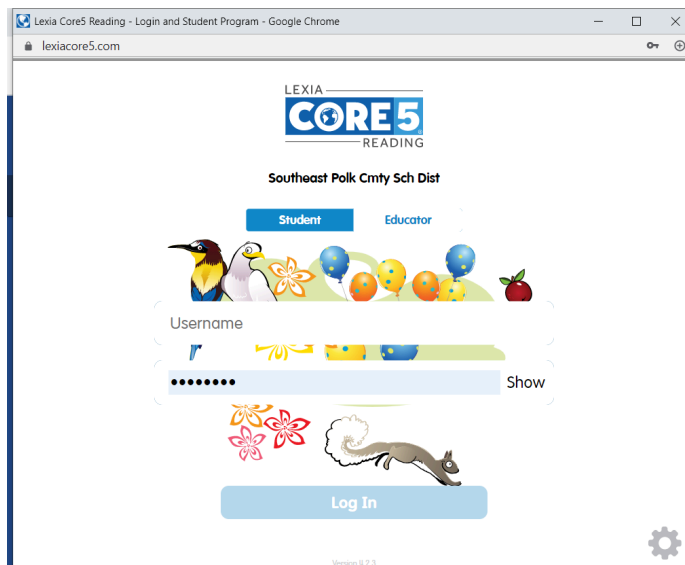
Monday	Tuesday	Thursday	Friday
November 9, 2020	November 10, 2020	November 12, 2020	November 13, 2020

<p>On Demand Video:</p> <ul style="list-style-type: none"> • Phonic Lesson <p>Links Needed:</p> <ul style="list-style-type: none"> • Google Slides Lessons (contains all video links) • Actively participate in phonemic awareness video- https://heggerty.wistia.com/medias/nnlgkx5brm • Letter w handwriting video • Your Turn Practice Page 91 • Song - Closed Syllable <p>Reading and Writing</p> <ul style="list-style-type: none"> • Assignment in Google Classroom <p>Math</p> <ul style="list-style-type: none"> • November 9, 2020 	<p>On Demand Video:</p> <ul style="list-style-type: none"> • Phonics Lesson <p>Links Needed:</p> <ul style="list-style-type: none"> • Google Slides Lessons (contains all video links) • 1st Grade Sight Word List • phonemic awareness video https://heggerty.wistia.com/medias/utlj61oomu • Your Turn Practice Book page 92 • Don't Give Up -Song <p>Reading and Writing</p> <ul style="list-style-type: none"> • Assignment in Google Classroom <p>Math</p> <ul style="list-style-type: none"> • November 10, 2020 <p>(Note: this is the same video from Monday because we did the same thing, just with different problems!)</p>	<p>On Demand Video:</p> <ul style="list-style-type: none"> • Phonics Lesson <p>Links Needed:</p> <ul style="list-style-type: none"> • Google Slides Lessons (contains all video links) • phonemic awareness video- https://heggerty.wistia.com/medias/ltxzoogvvr • Your Turn Practice Book Page 93 • Digraph dictation <ul style="list-style-type: none"> ◦ Digraph dictation answer key • Closed syllable song • Practice Reading Fluency - Duke and Key <ul style="list-style-type: none"> ◦ Fluency packet <p>Reading and Writing</p> <ul style="list-style-type: none"> • Assignment in Google Classroom <p>Math</p> <ul style="list-style-type: none"> • November 12, 2020 	<p>On Demand Video:</p> <ul style="list-style-type: none"> • Phonics Lesson <p>Links Needed:</p> <ul style="list-style-type: none"> • Google Slides Lessons (contains all video links) • 1st Grade Sight Word List • phonemic awareness video- https://heggerty.wistia.com/medias/002yk54pjr • Your Turn Practice Book page 89 <p>Reading and Writing</p> <p>Math</p> <ul style="list-style-type: none"> • November 13, 2020
--	---	---	---

Wednesday Learning Opportunities **(11/11/20)** (click the links in the column on the right to access the links)

<p>Phonemic Awareness (Required)</p> <ul style="list-style-type: none"> • https://heggerty.wistia.com/medias/5fuv0ekwyr • https://heggerty.wistia.com/medias/eqh0we 	<p><u>Nothing to turn in -</u> Actively participate in phonemic awareness video- Practice all phonemic awareness skills.</p>
--	--

<p>zgu0</p>	
<p>1st Grade Sight Words (Required)</p>	<ul style="list-style-type: none"> • Fun ways to practice sight words
<p>Lexia Core (Required) Lexia Core 5 (link to website - You will want to bookmark this website. Your child will use this website often and can play games at anytime for extra practice.)</p>	<ul style="list-style-type: none"> • Steps to get started <ol style="list-style-type: none"> 7. Click on website link: Lexia Core 5 8. Enter my email on registration page: kerrie.bernstein@southeastpolk.org (see picture below)  <ol style="list-style-type: none"> 9. Enter student username & password (see picture below) <ol style="list-style-type: none"> a. Username: student 5 digit student number b. password : sepram first initial last initial c. <u>Example student</u>: Cooper Bernstein <ol style="list-style-type: none"> i. Username: 33917 ii. Password: sepramcb



Very Important:

- Many students used Lexia Core in kindergarten and will be ready to start.
- Some students did NOT use Lexia Core last year. These students will be prompted to take a placement test. It will be very important that you do not help your child during the placement test. Once the placement test is completed students will work on the skills that match their needs. Placement test will take about 15 minutes.
- Once your child is ready to play the games it will be very important not to do the work for them. Teaching and support is alright, but the program is designed to work at the student level and reteach needed skills.
- I will be tracking student progress, completed units and the number of minutes student spend working.
- I would suggest students spend 15 to 20 minutes working on Lexia Core each day.

Boom Cards (required)

Practice this week's sight words from our reading!
Sign in with the student's full email address and Chromebook password

- USERNAME -- 00000@student.southeastpolk.org
- PASSWORD -- sepramcb

Your Turn pg. 64 (required)

Read any story (from our books or a book you have at home) and complete the characters, settings, event chart on page 64 of the Your Turn practice book. Turn in in Classroom.

Math: (required)	<ol style="list-style-type: none"> Complete “Comparing Numbers Trimester 1” (shared in Classroom) <ol style="list-style-type: none"> Please complete independently! Drag the > < or = sign to show which is bigger Complete the Flipgrid explaining why $76 > 46$ and $14 < 18$. (shared in Classroom)
Hi! Fly Guy (optional)	<p>Listen to the story, <i>Hi! Fly Guy</i>. You can also read the non-fiction book, <i>It's a Good Thing There Are Insects</i>. There are activities on the left hand side of the page for the pair of books.</p> <ul style="list-style-type: none"> Username - 6101sepw Password - haed11
Guidance Lesson (optional)	<p><u>Zones Tool: Tell a Grown-Up</u></p> <p><u>Learning Target:</u> <u>You will understand that when you feel worried, telling a grown-up about it can make you feel better.</u> <u>You will show you understand by thinking of a grown-up you trust and could tell if you feel worried.</u></p> <p><u>Directions:</u> <u>1. Watch Video Lesson</u> <u>2. Write on the slide - Who is one safe grown-up you could tell if you felt worried about something?</u></p> <p>Video Lesson Slide Assignment</p>
Music (optional)	https://musicplayonline.com/modules/grade-1-lesson-10-2/
Art - Drawing Club Fall Stuff (optional)	Complete a drawing activity with Mrs. Rondeau (art teacher from Willowbrook)

Week of November 2-6

Monday	Tuesday	Thursday	Friday
November 2, 2020	November 3, 2020	November 5, 2020	November 6, 2020
<u>On Demand Video:</u> <ul style="list-style-type: none"> Phonic Lesson Links Needed:	<u>On Demand Video:</u> <ul style="list-style-type: none"> Phonics Lesson Links Needed:	<u>On Demand Video:</u> <ul style="list-style-type: none"> Phonics Lesson Links Needed:	<u>On Demand Video:</u> <ul style="list-style-type: none"> Phonics Lesson Links Needed:

<ul style="list-style-type: none"> • Google Slides Lessons (contains all video links) • Actively participate in phonemic awareness video- https://heggerty.wistia.com/medias/9b6xke6vih • Letter h handwriting video • Your Turn Practice Page 81 • Song - digraphs <p>Reading and Writing</p> <ul style="list-style-type: none"> • Assignment in Google Classroom <p>Math</p> <ul style="list-style-type: none"> • November 2, 2020 	<ul style="list-style-type: none"> • Google Slides Lessons (contains all video links) • 1st Grade Sight Word List • phonemic awareness video- https://heggerty.wistia.com/medias/2sgqcyuqh • Your Turn Practice Book page 82 <p>Reading and Writing</p> <ul style="list-style-type: none"> • Assignment in Google Classroom <p>Math</p> <ul style="list-style-type: none"> • November 3, 2020 	<ul style="list-style-type: none"> • Google Slides Lessons (contains all video links) • phonemic awareness video- https://heggerty.wistia.com/medias/c6kp5jtn1f • Your Turn Practice Book Page 83 • Digraph dictation <ul style="list-style-type: none"> ◦ Digraph dictation answer key • Closed syllable song • Practice Reading Fluency - Hank and Stan <ul style="list-style-type: none"> ◦ Fluency packet <p>Reading and Writing</p> <ul style="list-style-type: none"> • Assignment in Google Classroom <p>Math</p> <ul style="list-style-type: none"> • November 5, 2020 	<ul style="list-style-type: none"> • Google Slides Lessons (contains all video links) • 1st Grade Sight Word List • phonemic awareness video- https://heggerty.wistia.com/medias/588gg3ym13 • Your Turn Practice Book page 82 <p>Reading and Writing</p> <p>Math</p> <ul style="list-style-type: none"> • November 6, 2020
---	--	--	---

Wednesday Learning Opportunities (11/4/20) (click the links in the column on the right to access the links)

<p>Phonemic Awareness (Required)</p> <ul style="list-style-type: none"> • https://heggerty.wistia.com/medias/5fuv0ekwyr • https://heggerty.wistia.com/medias/316iijchq w 	<p>Nothing to turn in - Actively participate in phonemic awareness video- Practice all phonemic awareness skills.</p>
<p>1st Grade Sight Words (Required)</p>	<ul style="list-style-type: none"> • Fun ways to practice sight words

Lexia Core **(Required)**

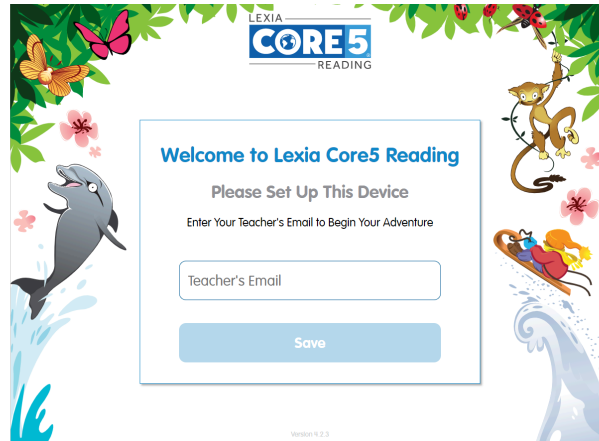
[Lexia Core 5](#) (link to website -

You will want to bookmark this website. Your child will use this website often and can play games at anytime for extra practice.)

- Steps to get started

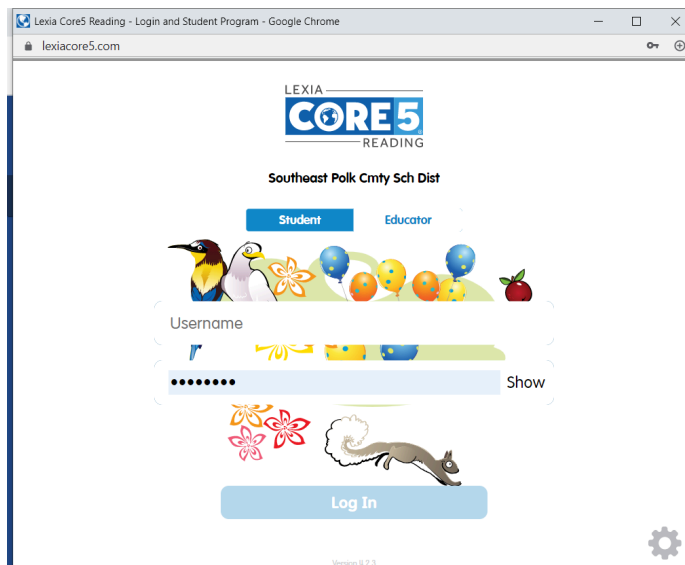
10. Click on website link: [Lexia Core 5](#)

11. Enter my email on registration page: kerrie.bernstein@southeastpolk.org (see picture below)



12. Enter student username & password (see picture below)

- a. Username: student 5 digit student number
- b. password : sepram first initial last initial
- c. Example student: Cooper Bernstein
 - i. Username: 33917
 - ii. Password: sepramcb



Very Important:

- Many students used Lexia Core in kindergarten and will be ready to start.
- Some students did NOT use Lexia Core last year. These students will be prompted to take a placement test. It will be very important that you do not help your child during the placement test. Once the placement test is completed students will work on the skills that match their needs. Placement test will take about 15 minutes.
- Once your child is ready to play the games it will be very important not to do the work for them. Teaching and support is alright, but the program is designed to work at the student level and reteach needed skills.
- I will be tracking student progress, completed units and the number of minutes student spend working.
- I would suggest students spend 15 to 20 minutes working on Lexia Core each day.

Boom Cards (required)

Practice this week's sight words from our reading!
Sign in with the student's full email address and Chromebook password

- USERNAME -- 00000@student.southeastpolk.org
- PASSWORD -- sepramcb

Math: (required)

Practice your addition and subtraction facts for about 20 minutes. YOU choose how!!!

- Prodigy ([link](#)) (This might not be only facts...that's okay!)
- Use a deck of to add the numbers together. (We have not talked about subtracting with these.)

	<ul style="list-style-type: none"> ○ J, Q, K can be whatever you want them to be OR take them out ○ A = 1 ○ If you need a deck of cards, let me know! ● Prepare and play one or more of the math games you received in your baggy from school. <ul style="list-style-type: none"> ○ Game pieces: cut up paper if needed and color so there are two game pieces ○ Dice: If you need dice let me know. I can get you some.
Hi! Fly Guy (optional)	<p>Listen to the story, <i>Hi! Fly Guy</i>. You can also read the non-fiction book, <i>It's a Good Thing There Are Insects</i>. There are activities on the left hand side of the page for the pair of books.</p> <ul style="list-style-type: none"> ● Username - 6101sepw ● Password - haed11
Guidance Lesson (optional)	<p><u>Zones- Tools for Calming & Energizing My Body</u></p> <p><u>Learning Target:</u> <u>You will understand that different kinds of tools can help either calm your body down or wake you up.</u> <u>You will show you understand by sharing your favorite tools for calming down and your favorite tools for energizing your body.</u></p> <p><u>Directions:</u> <u>1. Watch Mrs. Anderson's video lesson</u> <u>2. Open slide assignment</u> <u>3. Drag each tool into the zone you think it could help you in. (Some tools can help in more than one zone - just pick where you think it would help you most).</u></p> <p><u>**There are no right or wrong answers on this assignment. It is about discovering which tools work best for you in the different zones.***</u></p> <p>Video Lesson Assignment (each need a copy if you want them to do this)</p>
Music (optional)	https://musicplayonline.com/modules/grade-1-lesson-9/
Art - Drawing Club Fall Stuff (optional)	Complete a drawing activity with Mrs. Rondeau (art teacher from Willowbrook)

Week Of October 26-30

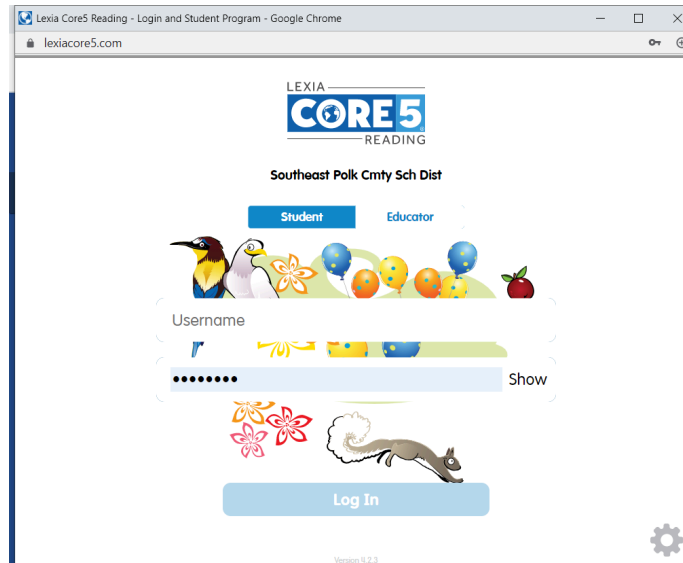
Monday	Tuesday	Thursday	Friday
October 26, 2020	October 27, 2020	October 29, 2020	October 30, 2020
<p>On Demand Video:</p> <ul style="list-style-type: none"> • Phonic Lesson <p>Links Needed:</p> <ul style="list-style-type: none"> • Google Slides Lessons (contains all video links) • Actively participate in phonemic awareness video- https://heggerty.wistia.com/medias/my2lehbdje • Letter k handwriting video • Your Turn Practice Page 71 • Song - final consonant blends <p><u>Reading and Writing</u></p> <ul style="list-style-type: none"> • Assignment in Google Classroom <p>Math</p> <ul style="list-style-type: none"> • October 26, 2020 	<p>On Demand Video:</p> <ul style="list-style-type: none"> • Phonics Lesson <p>Links Needed:</p> <ul style="list-style-type: none"> • Google Slides Lessons (contains all video links) • 1st Grade Sight Word List 1, 2, 3 & 4 & 5 (You can begin working on list 5 if you are ready) • phonemic awareness video - https://heggerty.wistia.com/medias/totu3oe2zs • Your Turn Practice Book page 72 <p><u>Reading and Writing</u></p> <ul style="list-style-type: none"> • Assignment in Google Classroom <p>Math</p> <ul style="list-style-type: none"> • October 27, 2020 	<p>On Demand Video:</p> <ul style="list-style-type: none"> • Phonics Lesson <p>Links Needed:</p> <ul style="list-style-type: none"> • Google Slides Lessons (contains all video links) • phonemic awareness video- https://heggerty.wistia.com/medias/z9mne031l7 • Your Turn Practice Book Page 73 • Ending Blend dictation • Song - final consonant blends • • Practice Reading Fluency - Ken, Matt, Fran and Kim <ul style="list-style-type: none"> ◦ Fluency packet <p><u>Reading and Writing</u></p> <ul style="list-style-type: none"> • Assignment in Google Classroom <p>Math</p> <ul style="list-style-type: none"> • October 29, 2020 • No video: Addition Story Problem BOOM cards in Classroom • Remember strategies: <ul style="list-style-type: none"> ◦ Picture ◦ Dot Strategy ◦ Number Line 	<p>On Demand Video:</p> <ul style="list-style-type: none"> • Phonics Lesson <p>Links Needed:</p> <ul style="list-style-type: none"> • Google Slides Lessons (contains all video links) • 1st Grade Sight Word List 1, 2, 3 & 4 & 5 (You can begin working on list 5 if you are ready) • phonemic awareness video- https://heggerty.wistia.com/medias/w5cmmqi508 • Your Turn Practice Book page 78 <p>Reading and Writing</p> <p>Math</p> <ul style="list-style-type: none"> • October 30, 2020

		<ul style="list-style-type: none"> ○ Equation ○ Fingers - Pop Up ○ Fingers - Down 	
--	--	--	--

Wednesday Learning Opportunities (10/28/20) (click the links in the column on the right to access the links)

Phonemic Awareness (Required) <ul style="list-style-type: none"> • https://heggerty.wistia.com/medias/5fuv0ekwyr • https://heggerty.wistia.com/medias/l3xint3vyu 	Nothing to turn in - Actively participate in phonemic awareness video- Practice all phonemic awareness skills.
1st Grade <u>Sight Words</u> (Required)	<ul style="list-style-type: none"> • Fun ways to practice sight words
Lexia Core (Required) Lexia Core 5 (link to website - You will want to bookmark this website. Your child will use this website often and can play games at anytime for extra practice.)	<ul style="list-style-type: none"> • Steps to get started 13. Click on website link: Lexia Core 5 14. Enter my email on registration page: kerrie.bernstein@southeastpolk.org (see picture below) <div data-bbox="543 924 1136 1364" data-label="Image"> </div>
	15. Enter student username & password (see picture below) <ul style="list-style-type: none"> a. Username: student 5 digit student number

- b. password : sepram first initial last initial
- c. Example student: Cooper Bernstein
 - i. Username: 33917
 - ii. Password: sepramcb



Very Important:

- Many students used Lexia Core in kindergarten and will be ready to start.
- Some students did NOT use Lexia Core last year. These students will be prompted to take a placement test. It will be very important that you do not help your child during the placement test. Once the placement test is completed students will work on the skills that match their needs. Placement test will take about 15 minutes.
- Once your child is ready to play the games it will be very important not to do the work for them. Teaching and support is alright, but the program is designed to work at the student level and reteach needed skills.
- I will be tracking student progress, completed units and the number of minutes student spend working.
- I would suggest students spend 15 to 20 minutes working on Lexia Core each day.

Boom Cards (required)

Practice this week's sight words from our reading!
 Sign in with the student's full email address and Chromebook passwork
 - USERNAME -- 00000@student.southeastpolk.org

	- PASSWORD -- sepramcb
Writing Practice (required)	Complete page 40 in Your Turn Practice Book
Math: (required)	Play Prodigy for 20 minutes <ul style="list-style-type: none"> • Link Here • Remember to “Log in with Google” • Mark as complete in Google Classroom when you’re done
A Brave Witch (optional)	Listen to the story, <i>A Brave Witch</i> . You can also read the non-fiction book, <i>Let’s Celebrate Halloween</i> . There are activities on the left hand side of the page for the pair of books. <ul style="list-style-type: none"> • Username - 6101sepw • Password - haed11
Guidance Lesson (optional)	<u>10.28.20 Guidance: Red Ribbon Week - Making Safe Choices with Medication</u> <u>Learning Target:</u> You will understand that careful choices with medication help keep you safe. You will show you understand by deciding if a choice is safe or unsafe. <u>Directions:</u> Watch video from Mrs. Anderson Talk to your grown-up about what you learned about making safe choices with medication. Video Lesson
Art - Drawing Club Fall Stuff (optional)	Complete a drawing activity with Mrs. Rondeau (art teacher from Willowbrook)

Week of October 19-23

Monday	Tuesday	Thursday	Friday
October 19, 2020	October 20, 2020	October 22, 2020	October 23, 2020
<u>On Demand Video:</u> <ul style="list-style-type: none"> • Phonic Lesson 	<u>On Demand Video:</u> <ul style="list-style-type: none"> • Phonics Lesson 	<u>On Demand Video:</u> <ul style="list-style-type: none"> • Phonics Lesson 	<u>On Demand Video:</u> <ul style="list-style-type: none"> • Phonics Lesson

<p>Links Needed:</p> <ul style="list-style-type: none"> • Google Slides Lessons (contains all video links) • Actively participate in phonemic awareness video- <ul style="list-style-type: none"> • https://heggerty.wistia.com/medias/my2lehbde • Letter u handwriting video • Your Turn Practice Page 61 • Song - short u song <p>Reading and Writing</p> <ul style="list-style-type: none"> • Assignment in Google Classroom <p>Math</p> <ul style="list-style-type: none"> • October 19, 2020 	<p>Links Needed:</p> <ul style="list-style-type: none"> • Google Slides Lessons (contains all video links) • 1st Grade Sight Word List 1, 2, 3 & 4 & 5 (You can begin working on list 5 if you are ready) • phonemic awareness video - https://heggerty.wistia.com/medias/totu3oe2zs • Your Turn Practice Book page 62 • <p>Reading and Writing</p> <ul style="list-style-type: none"> • Assignment in Google Classroom <p>Math</p> <ul style="list-style-type: none"> • October 20, 2020 	<p>Links Needed:</p> <ul style="list-style-type: none"> • Google Slides Lessons (contains all video links) • phonemic awareness video- https://heggerty.wistia.com/medias/z9mne031l7 • Your Turn Practice Book Page 63 • Short u dictation • B is for Book • Practice Reading Fluency - Meg <ul style="list-style-type: none"> ◦ Fluency packet <p>Reading and Writing</p> <ul style="list-style-type: none"> • Assignment in Google Classroom <p>Math</p> <ul style="list-style-type: none"> • October 22, 2020 	<p>Links Needed:</p> <ul style="list-style-type: none"> • Google Slides Lessons (contains all video links) • 1st Grade Sight Word List 1, 2, 3 & 4 & 5 (You can begin working on list 5 if you are ready) • phonemic awareness video- https://heggerty.wistia.com/medias/w5cmmqi508 • Your Turn Practice Book page 58 <p>Reading and Writing</p> <ul style="list-style-type: none"> • Assignment in Google Classroom <p>Math</p> <ul style="list-style-type: none"> • October 23, 2020 No video, just subtraction practice using BOOM cards! • Remember our strategies!
---	---	--	--

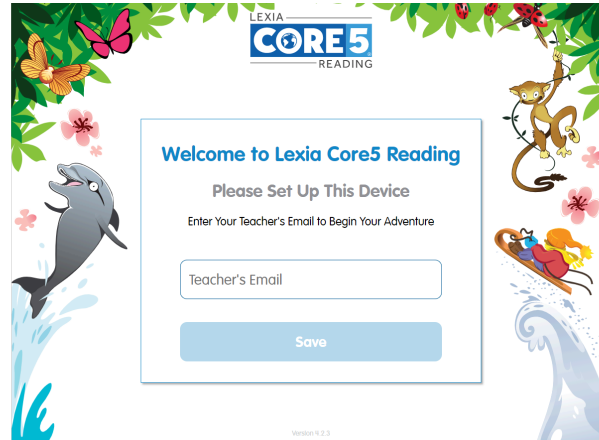
Wednesday, October 21, 2020 Learning Opportunities (click the links in the column on the right to access the links)

Wednesday Learning Opportunities (10/21/20) (click the links in the column on the right to access the links)

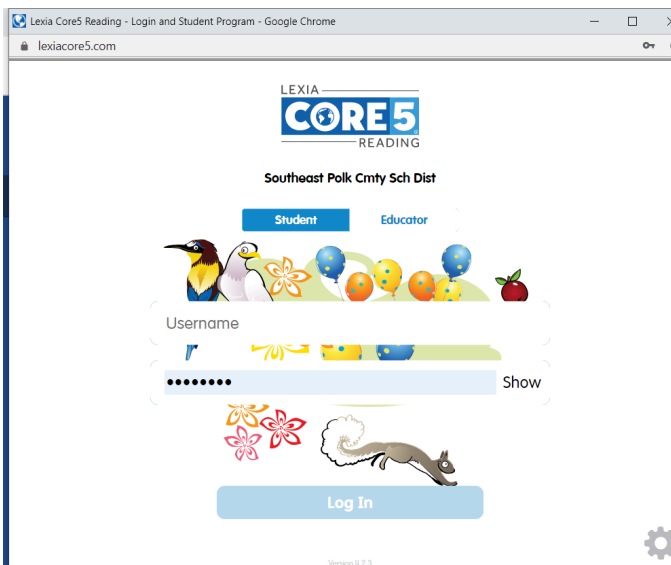
Phonemic Awareness (Required) https://heggerty.wistia.com/medias/l3xint3vyyu	<u>Nothing to turn in</u> - Actively participate in phonemic awareness video- Practice all phonemic awareness skills.
1st Grade Sight Words (Required)	<ul style="list-style-type: none"> • Fun ways to practice sight words
Lexia Core (Required)	<ul style="list-style-type: none"> • Steps to get started

[Lexia Core 5](#) (link to website - You will want to bookmark this website. Your child will use this website often and can play games at anytime for extra practice.)

1. Click on website link: [Lexia Core 5](#)
2. Enter my email on registration page: kerrie.bernstein@southeastpolk.org (see picture below)



3. Enter student username & password (see picture below)
 - a. Username: student 5 digit student number
 - b. password : sepram first initial last initial
 - c. Example student: Cooper Bernstein
 - i. Username: 33917
 - ii. Password: sepramcb



Very Important:

- Many students used Lexia Core in kindergarten and will be ready to start.
- Some students did NOT use Lexia Core last year. These students will be prompted to take a placement test. It will be very important that you do not help your child during the placement test. Once the placement test is completed students will work on the skills that match their needs. Placement test will take about 15 minutes.
- Once your child is ready to play the games it will be very important not to do the work for them. Teaching and support is alright, but the program is designed to work at the student level and reteach needed skills.
- I will be tracking student progress, completed units and the number of minutes student spend working.
- I would suggest students spend 15 to 20 minutes working on Lexia Core each day.

Boom Cards (required)

Practice this week's sight words from our reading!
Sign in with the student's full email address and Chromebook passwork

- USERNAME -- 00000@student.southeastpolk.org
- PASSWORD -- sepramcb

Writing Practice (required)

Complete [page 40](#) in Your Turn Practice Book

Math: (required)

Play Prodigy for 20 minutes

	<ul style="list-style-type: none"> • Link Here • Remember to “Log in with Google” • Mark as complete in Google Classroom when you’re done
A Brave Witch (optional)	<p>Listen to the story, <i>A Brave Witch</i>. You can also read the non-fiction book, <i>Let’s Celebrate Halloween</i>. There are activities on the left hand side of the page for the pair of books.</p> <ul style="list-style-type: none"> • Username - 6101sepw • Password - haed11
Guidance Lesson (optional)	<p><u>10.21.20 Guidance: How Zones Feel in My Body</u></p> <p><u>Learning Target:</u> <u>You will understand that we feel different emotions in our body in different ways.</u> <u>You will show you understand by sharing how an emotion feels in your body.</u></p> <p><u>Directions:</u> <u>1. Watch video from Mrs. Anderson</u> <u>2. Practice talking with your grown-up about how your body feels.</u> <u>3. Optional: Take a look at the author's discussion guide for activities and printable pages you can use at home to practice noticing and taking care of strong feelings.</u></p> <p>Video Lesson Listening to My Body: A Discussion and Activity Guide by Gabi Garcia</p>
Art - Drawing Club LINE MONSTER (optional)	Complete a drawing activity with Mrs. Rondeau (art teacher from Willowbrook)

Week of October 12, 2020

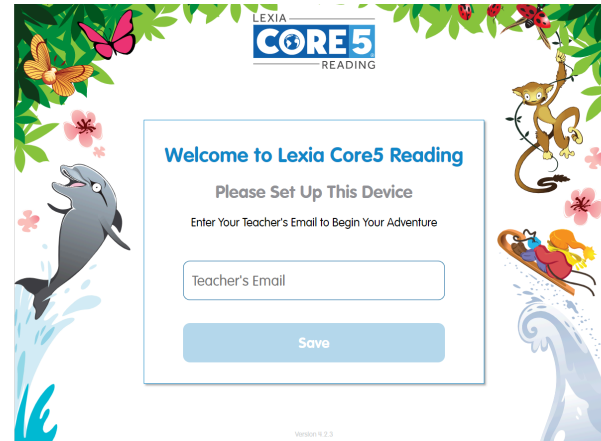
Monday	Tuesday	Thursday	Friday
October 12, 2020	October 13, 2020	October 15, 2020	October 16, 2020
<u>On Demand Video:</u> <ul style="list-style-type: none"> • Phonic Lesson 	<u>On Demand Video:</u> <ul style="list-style-type: none"> • Phonics Lesson 	<u>On Demand Video:</u> <ul style="list-style-type: none"> • Phonics Lesson 	No School

<p>Links Needed:</p> <ul style="list-style-type: none"> • Google Slides Lessons (contains all video links) • phonemic awareness video-https://heggerty.wistia.com/medias/vxw3jvlp3r • Letter e handwriting video • Your Turn Practice Page 51 • Song - Vowel Sound Workout <p>Reading and Writing</p> <ul style="list-style-type: none"> • Assignment in Google Classroom <p>Math</p> <ul style="list-style-type: none"> • October 12, 2020 	<p>Links Needed:</p> <ul style="list-style-type: none"> • Google Slides Lessons (contains all video links) • 1st Grade Sight Word List 1, 2, 3 & 4 & 5 (You can begin working on list 5 if you are ready) • phonemic awareness videohttps://heggerty.wistia.com/medias/73iiaamk3u • Your Turn Practice Book page 52 <p>Reading and Writing</p> <p>Math</p> <ul style="list-style-type: none"> • October 13, 2020 • Printable 0-20 Number Line (You may also make one yourself!) 	<p>Links Needed:</p> <ul style="list-style-type: none"> • Google Slides Lessons (contains all video links) • phonemic awareness video-https://heggerty.wistia.com/medias/afcowo50uv • Your Turn Practice Book Page 53 • Your Turn Practice Book page 53 - Answer Key • Practice Reading Fluency - Tad <p>Reading and Writing</p> <p>Math</p> <ul style="list-style-type: none"> • October 15, 2020 • (No video today!) • Assignment: Adding to 20 BOOM cards posted in Google Classroom 	<p>No live lessons or on demand lessons today. Enjoy your day!</p>
--	---	---	---

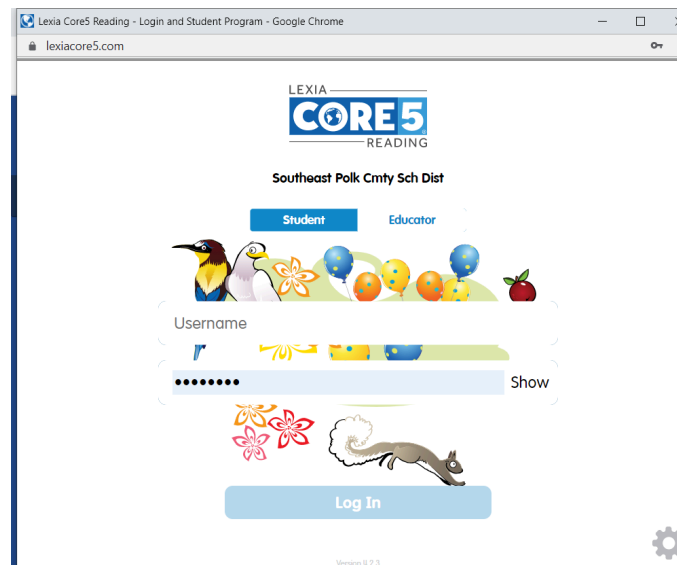
Wednesday, October 7, 2020 Learning Opportunities (click the links in the column on the right to access the links)

Phonemic Awareness (Required)	Nothing to turn in - Actively participate in phonemic awareness video- Practice all phonemic awareness skills.
1st Grade Sight Words (Required)	<ul style="list-style-type: none"> • Fun ways to practice sight words
Lexia Core Lexia Core 5 (Required) (link to website - You will want to bookmark this website. Your child will use this website often and can play	<ul style="list-style-type: none"> • Steps to get started 1. Click on website link: Lexia Core 5 2. Enter my email on registration page: kerrie.bernstein@southeastpolk.org (see picture below)

games at anytime for extra practice.)



3. Enter student username & password (see picture below)
 - a. Username: student 5 digit student number
 - b. password : sepram first initial last initial
 - c. Example student: Cooper Bernstein
 - i. Username: 33917
 - ii. Password: sepramcb



Very Important:

	<ul style="list-style-type: none"> • Many students used Lexia Core in kindergarten and will be ready to start. • Some students did NOT use Lexia Core last year. These students will be prompted to take a placement test. It will be very important that you <u>do not</u> help your child during the placement test. Once the placement test is completed students will work on the skills that match their needs. Placement test will take about 15 minutes. • Once your child is ready to play the games it will be very important not to do the work for them. Teaching and support is alright, but the program is designed to work at the student level and reteach needed skills. • I will be tracking student progress, completed units and the number of minutes student spend working. • I would suggest students spend 15 to 20 minutes working on Lexia Core each day.
Boom Cards (required)	<p>Practice this week's sight words from our reading!</p> <p>Sign in with the student's full email address and Chromebook passwork</p> <ul style="list-style-type: none"> - USERNAME -- 00000@student.southeastpolk.org - PASSWORD -- sepramcb
Math: (Required)	<p>Log into Prodigy and play for about 20 minutes.</p> <ul style="list-style-type: none"> • Remember to login using your Google account!
Inch by Inch (optional)	<p>Listen to the story, <i>Inch by Inch</i>. You can also read the non-fiction book, <i>How Long is it?</i> There are activities on the left hand side of the page for the pair of books. Practice identifying key details!</p> <ul style="list-style-type: none"> • Username - 6101sepw • Password - haed11
Guidance Lesson (optional)	<p>Learning Target:</p> <p>You will understand that the zone a person is in can change depending on how they feel about what is happening.</p> <p>You will show you understand by thinking about how you would feel in different situations and identifying which zone that feeling is in.</p> <p>Directions:</p>

	<ol style="list-style-type: none"> 1. Watch video lesson (9 minutes) 2. Watch video directions (1 minute) 3. On each slide, read the scenario. Think about how you would feel and which zone that would be. Move the orange star onto the zone to show your answer. 4. Click Turn In <p> Video Lesson Assignment Directions Video Assignment Slides (they will each need a copy) </p>
Art - Drawing Club 3 (optional)	Complete a drawing activity with Mrs. Rondeau (art teacher from Willowbrook)
Morning Meetings (optional)	If you missed a morning meeting this week <ul style="list-style-type: none"> •

Week of October 5, 2020

Monday	Tuesday	Thursday	Friday
October 5, 2020	October 6, 2020	October 8, 2020	October 9, 2020
On Demand Video: <ul style="list-style-type: none"> • Phonic Lesson Links Needed: <ul style="list-style-type: none"> • Google Slides Lessons (contains all video links) • phonemic awareness video-https://heggerty.wistia.com/medias/52os0y6qpb • Letter l handwriting video • Letter r handwriting video • Your Turn Practice Page 	On Demand Video: <ul style="list-style-type: none"> • Phonics Lesson Links Needed: <ul style="list-style-type: none"> • Google Slides Lessons (contains all video links) • 1st Grade Sight Word List 1, 2, 3 & 4 & 5 (You can begin working on list 5 if you are ready) • phonemic awareness video-https://heggerty.wistia.com/medias/h9b8uuk9q0 	On Demand Video: <ul style="list-style-type: none"> • Phonics Lesson Links Needed: <ul style="list-style-type: none"> • Google Slides Lessons (contains all video links) • phonemic awareness video-https://heggerty.wistia.com/medias/bucb1p6vn8 • Consonant blend song • Move and Grin! (text) • r,s blend dictation sheet • r,s blend dictation sheet answers 	On Demand Video: <ul style="list-style-type: none"> • Phonics Lesson Links Needed: <ul style="list-style-type: none"> • Google Slides Lessons (contains all video links) • 1st Grade Sight Word List 1, 2, 3 & 4 & 5 • phonemic awareness https://heggerty.wistia.com/medias/evogaevpxa • Sight word song - again

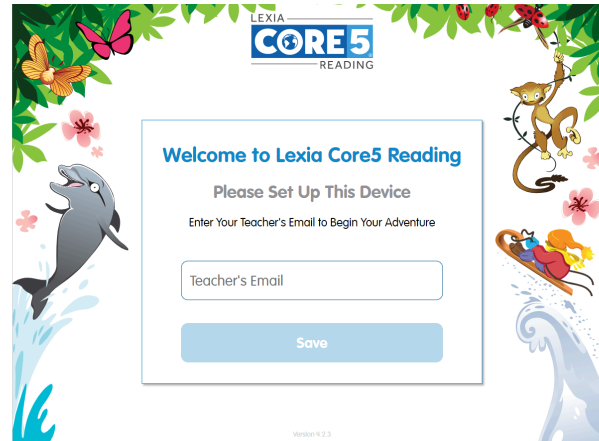
41 <ul style="list-style-type: none"> • Your Turn Practice Page 41 - answer key • Letter l handwriting video • Letter l handwriting sheet • Letter r handwriting video • Letter r handwriting sheet • What is a Blend? song <p>Reading and Writing</p> <ul style="list-style-type: none"> • Assignment in Google Classroom <p>Math</p> <ul style="list-style-type: none"> • October 5, 2020 	<p>Reading and Writing</p> <p>Math</p> <ul style="list-style-type: none"> • October 6, 2020 	<p>Reading and Writing</p> <p>Math</p> <ul style="list-style-type: none"> • October 8, 2020 	<p>Reading and Writing</p> <p>Math</p> <ul style="list-style-type: none"> • October 9, 2020
---	--	--	--

Wednesday, October 7, 2020 Learning Opportunities (click the links in the column on the right to access the links)

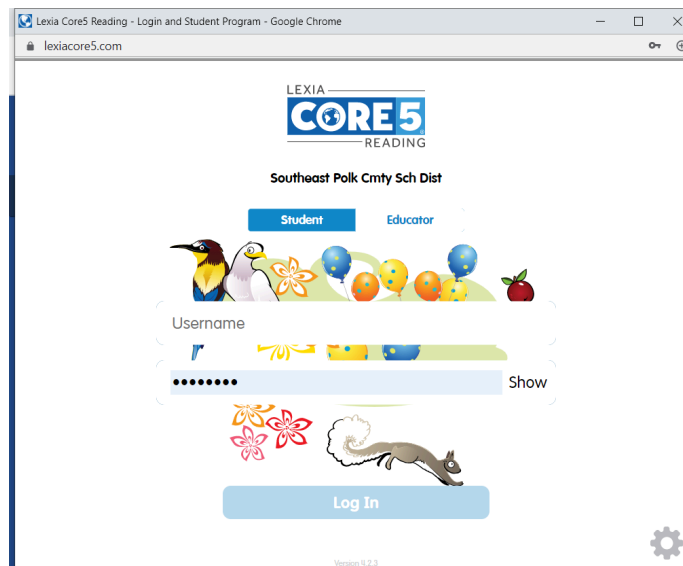
Phonemic Awareness (Required)	Nothing to turn in - Actively participate in phonemic awareness video- Practice all phonemic awareness skills.
1st Grade Sight Words (Required)	<ul style="list-style-type: none"> • Read sight words list on Flip Grid. We will be talking about sight word progress and next steps during parent teacher conferences. • Choice your school link: <ul style="list-style-type: none"> ◦ Altoona Flip Grid Sight Words ◦ Centennial Flip Grid Sight Words ◦ Clay Flip Grid Sight Words ◦ Runnells & Delaware Flip Grid Sight Words ◦ Four Mile and Mitchellville Flip Grid Sight Words ◦ Willowbrook Flip Grid Sight Words • Fun ways to practice sight words
Lexia Core (Required)	<ul style="list-style-type: none"> • Steps to get started

[Lexia Core 5](#) (link to website - You will want to bookmark this website. Your child will use this website often and can play games at anytime for extra practice.)

4. Click on website link: [Lexia Core 5](#)
5. Enter my email on registration page:
kerrie.bernstein@southeastpolk.org (see picture below)



6. Enter student username & password (see picture below)
 - a. Username: student 5 digit student number
 - b. password : sepram first initial last initial
 - c. Example student: Cooper Bernstein
 - i. Username: 33917
 - ii. Password: sepramcb



Very Important:

- Many students used Lexia Core in kindergarten and will be ready to start.
- Some students did NOT use Lexia Core last year. These students will be prompted to take a placement test. It will be very important that you do not help your child during the placement test. Once the placement test is completed students will work on the skills that match their needs. Placement test will take about 15 minutes.
- Once your child is ready to play the games it will be very important not to do the work for them. Teaching and support is alright, but the program is designed to work at the student level and reteach needed skills.
- I will be tracking student progress, completed units and the number of minutes student spend working.
- I would suggest students spend 15 to 20 minutes working on Lexia Core each day.

[Boom Cards](#) (required)

Practice this week's sight words from our reading!
Sign in with the student's full email address (example
00000@student.southeastpolk.org)

Math: (Required)	<p>Complete the Google Slides assignment: Fall Conference Check In The students will drag and drop answers or type answers in the grey boxes.</p> <p>NOTE: Please have the students complete this assignment independently. I would like to see what they can do without any help and share the information at conferences.</p> <p>NOTE: This has a hard due date of Saturday!</p>
Inch by Inch (optional)	<p>Listen to the story, <i>Inch by Inch</i>. You can also read the non-fiction book, <i>How Long is it?</i> There are activities on the left hand side of the page for the pair of books. Practice identifying key details!</p> <ul style="list-style-type: none"> • Username - 6101sepw • Password - haea11
Guidance Lesson (optional)	<p>1. Watch the video about doing hard and challenging things. 2. Fill out the form with your answer to the questions.</p> <p>Growth Mindset: Video Lesson Growth Mindset Exit Ticket - Google Form</p>
Art - Drawing Club 3 (optional)	Complete a drawing activity with Mrs. Rondeau (art teacher from Willowbrook)
Morning Meetings (optional)	<p>If you missed a morning meeting this week</p> <ul style="list-style-type: none"> •

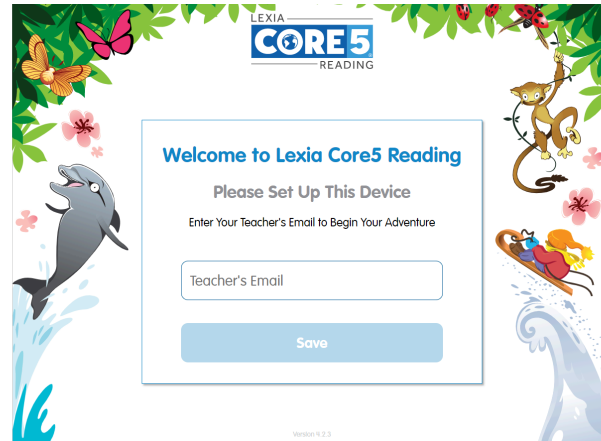
Week of September 28, 2020

Monday	Tuesday	Thursday	Friday
September 28, 2020	September 29, 2020	October 1 , 2020	October 2, 2020
<p>On Demand Video:</p> <ul style="list-style-type: none"> • Phonic Lesson <p>Links Needed:</p> <ul style="list-style-type: none"> • Google Slides Lessons (contains all video links) • phonemic awareness 	<p>On Demand Video:</p> <ul style="list-style-type: none"> • Phonics Lesson <p>Links Needed:</p> <ul style="list-style-type: none"> • Google Slides Lessons (contains all video links) • 1st Grade Sight Word List 	<p>On Demand Video:</p> <ul style="list-style-type: none"> • Phonics Lesson <p>Links Needed:</p> <ul style="list-style-type: none"> • Google Slides Lessons (contains all video links) • phonemic awareness 	<p>On Demand Video:</p> <ul style="list-style-type: none"> • Phonics Lesson <p>Links Needed:</p> <ul style="list-style-type: none"> • Google Slides Lessons (contains all video links) • 1st Grade Sight Word List

<p>video- https://heggerty.wistia.com/medias/ntks5ct6m4</p> <ul style="list-style-type: none"> • Your Turn Practice Page 31 • Your Turn Practice Page 31 - answer key • Clap it out Syllable song <p>Reading and Writing</p> <p>Math</p> <ul style="list-style-type: none"> • September 28, 2020 	<p>1, 2, 3 & 4 (You can begin working on list 4 if you are ready)</p> <ul style="list-style-type: none"> • phonemic awareness video-https://heggerty.wistia.com/medias/25qvgo2zpq <p>Reading and Writing</p> <ul style="list-style-type: none"> • Lesson (part 1, part 2) <p>Math</p> <ul style="list-style-type: none"> • September 29, 2020 	<p>video-https://heggerty.wistia.com/medias/0mvtnr_gz32</p> <ul style="list-style-type: none"> • Clap it out Syllable song • Toss! Kick! Hop! (text) <p>Reading and Writing</p> <p>Math</p> <ul style="list-style-type: none"> • October 1, 2020 <ul style="list-style-type: none"> ◦ NO VIDEO: MRS. KENNEY SICK ◦ Finish any unfinished work ◦ Prodigy for 20 min. 	<p>1, 2, 3 & 4</p> <ul style="list-style-type: none"> • phonemic awareness https://heggerty.wistia.com/medias/vvcs0ayao9 <p>Reading and Writing</p> <p>Math</p> <ul style="list-style-type: none"> • October 2, 2020
--	--	---	--

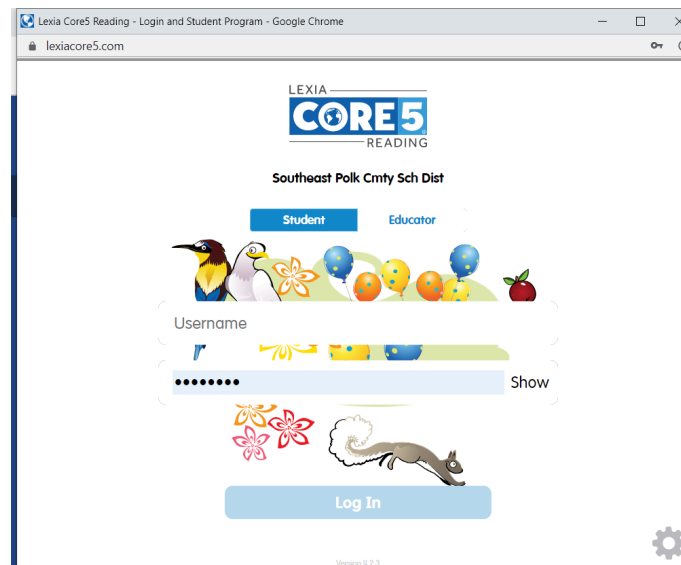
Wednesday, September 30, 2020 Learning Opportunities (click the links in the column on the right to access the links)

Phonemic Awareness (Required)	Nothing to turn in - Actively participate in phonemic awareness video- Practice all phonemic awareness skills.
List 1, 2, 3 & 4 Sight Words (Required)	<ul style="list-style-type: none"> • Practice List 1, 2, & 4 of first grade sight words. <ul style="list-style-type: none"> ◦ Fun ways to practice sight words
Lexia Core (Required) Lexia Core 5 (link to website - You will want to bookmark this website. Your child will use this website often and can play games at anytime for extra practice.)	<ul style="list-style-type: none"> • Steps to get started <ol style="list-style-type: none"> 1. Click on website link: Lexia Core 5 2. Enter my email on registration page: kerrie.bernstein@southeastpolk.org (see picture below)



3. Enter student username & password (see picture below)

- a. Username: student 5 digit student number
- b. password : sepram first initial last initial
- c. Example student: Cooper Bernstein
 - i. Username: 33917
 - ii. Password: sepramcb



Very Important:

	<ul style="list-style-type: none"> • Many students used Lexia Core in kindergarten and will be ready to start. • Some students did NOT use Lexia Core last year. These students will be prompted to take a placement test. It will be very important that you <u>do not</u> help your child during the placement test. Once the placement test is completed students will work on the skills that match their needs. Placement test will take about 15 minutes. • Once your child is ready to play the games it will be very important not to do the work for them. Teaching and support is alright, but the program is designed to work at the student level and reteach needed skills. • I will be tracking student progress, completed units and the number of minutes student spend working. • I would suggest students spend 15 to 20 minutes working on Lexia Core each day.
Math: (Required)	<p>Complete the Google Slides assignment: On Demand 9/30/20 1.NBT.1 Skill Review that is posted in Google Classroom.</p> <p>The students will drag and drop answers, as well as type answers.</p>
The Red Hen (optional)	<p>Listen to the story, <i>The Red Hen</i>. You can also read the non-fiction book, <i>This Is the Way We Help at Home</i>. There are activities on the left hand side of the page for the pair of books.</p> <ul style="list-style-type: none"> • Username - 6101sepw • Password - haed11
Guidance Lesson (optional)	<ol style="list-style-type: none"> 1. Watch the video about doing hard and challenging things. 2. Fill out the form with your answer to the questions. <p>Growth Mindset: Video Lesson</p> <p>Growth Mindset Exit Ticket - Google Form</p>
Art - Drawing Club 3 (optional)	<p>Complete a drawing activity with Mrs. Rondeau (art teacher from Willowbrook)</p>
Morning Meetings (optional)	<p>If you missed a morning meeting this week</p> <ul style="list-style-type: none"> •

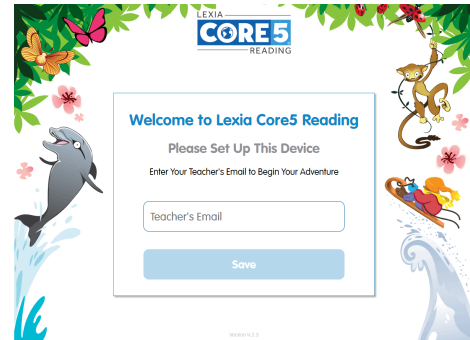
Week of September 21, 2020

Monday	Tuesday	Thursday	Friday
September 21, 2020	September 22, 2020	September 24 , 2020	September 25, 2020
<p>On Demand Phonics Lesson Links Needed:</p> <ul style="list-style-type: none"> • Google Slides Lessons (contains all video links) • phonemic awareness video- https://heggerty.wistia.com/medias/f1hjggmagn • Phonics Blending song <p>Reading and Writing</p> <ul style="list-style-type: none"> • Lesson <p>Math</p> <ul style="list-style-type: none"> • September 21, 2020 	<p>On Demand Phonics Lesson Links Needed:</p> <ul style="list-style-type: none"> • Google Slides Lessons (contains all video links) • 1st Grade Sight Word List 1, 2 & 3 (You can begin working on list 3 if you are ready) • phonemic awareness video-https://heggerty.wistia.com/medias/6ia08w0g1y • Tricky Words Song <p>Reading and Writing</p> <ul style="list-style-type: none"> • <p>Math</p> <ul style="list-style-type: none"> • September 22, 2020 	<p>On Demand Phonic Lesson Links Needed:</p> <ul style="list-style-type: none"> • Google Slides Lessons (contains all video links) • phonemic awareness video-https://heggerty.wistia.com/medias/6lfje9ibrn • Phonics Blending song <p>Reading and Writing</p> <p>Math</p> <ul style="list-style-type: none"> • September 24, 2020 	<p>On Demand Phonic Lesson Links Needed:</p> <ul style="list-style-type: none"> • Google Slides Lessons (contains all video links) • 1st Grade Sight Word List 1, 2 & 3 • phonemic awareness video-https://heggerty.wistia.com/medias/ch2qj5rrgg • Tricky Words Song <p>Reading and Writing</p> <p>Math</p> <ul style="list-style-type: none"> • September 25, 2020

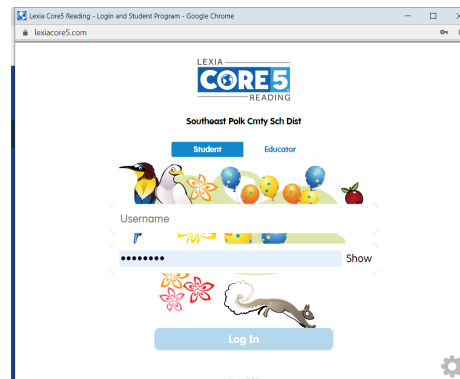
Wednesday, September 23, 2020 Learning Opportunities (click the links in the column on the right to access the links)

Phonemic Awareness (Required)	<u>Nothing to turn in</u> - Actively participate in phonemic awareness video- Practice all phonemic awareness skills.
List 1, 2 & 3 Sight Words (Required)	<ul style="list-style-type: none"> • Practice List 1, 2 and 3 of first grade sight words.
Lexia Core (Required) Lexia Core 5 (link to website - You will want to bookmark this website. Your child will use this	<ul style="list-style-type: none"> • Steps to get started <ol style="list-style-type: none"> 1. Click on website link: Lexia Core 5 2. Enter my email on registration page: kerrie.bernstein@southeastpolk.org (see picture below)

website often and can play games at anytime for extra practice.)



3. Enter student username & password (see picture below)
 - a. Username: student 5 digit student number
 - b. password : sepram first initial last initial
 - c. Example student: Cooper Bernstein
 - i. Username: 33917
 - ii. Password: sepramcb



Very Important:

- Many students used Lexia Core in kindergarten and will be ready to start.
- Some students did NOT use Lexia Core last year. These students will be prompted to take a placement test. It will be very important that you do not help your child during the placement test. Once the placement test is completed students will work on the skills that match their needs. Placement test will take about 15 minutes.
- Once your child is ready to play the games it will be very important

	<p>not to do the work for them. Teaching and support is alright, but the program is designed to work at the student level and reteach needed skills.</p> <ul style="list-style-type: none"> • I will be tracking student progress, completed units and the number of minutes student spend working. • I would suggest students spend 15 to 20 minutes working on Lexia Core each day.
<p>Math: Log into Prodigy Play for 20 min. Students may play more if they choose. (Required)</p> <p>Class Codes: (if needed) Altoona: 658870F Centennial: BB9DA8F Clay: 54CFF69 Delaware/Runnells: DC54F5F Four Mile/Mitchellville: 8F6943E Willowbrook: D96DD84</p>	<p>Go to: play.prodigygame.com</p> <p>Students will need to log in using their Google sign in.</p> <p>Note: The questions get easier and harder, depending on how the student answers. Please allow students to work on their own, so the questions adapt to their level.</p> <ul style="list-style-type: none"> • If students have NOT logged in before, they will need to take the placement test. It will not notify students when they are done. It will keep asking questions. Placement test will take about 20 minutes. .
The Red Hen (optional)	<p>Listen to the story, <i>The Red Hen</i>. You can also read the non-fiction book, <i>This Is the Way We Help at Home</i>. There are activities on the left hand side of the page for the pair of books.</p> <ul style="list-style-type: none"> • Username - 6101sepw • Password - haea11
Guidance Lesson (optional)	<ol style="list-style-type: none"> 1. Watch the video about making mistakes. Making Mistakes Video 2. Draw a picture or write about a time you made a mistake.
Art - Drawing Club 3 (optional)	Complete a drawing activity with Mrs. Rondeau (art teacher from Willowbrook)
Morning Meetings (optional)	<p>If you missed a morning meeting this week</p> <ul style="list-style-type: none"> • How can I show respect? <ul style="list-style-type: none"> • Morning Meeting 9/14/20

- [Morning Meeting 9/15/20](#)
- [Morning Meeting 9/17/20](#)
- [Morning Meeting 9/18/20](#)

Week of September 14, 2020

Monday	Tuesday	Thursday	Friday
September 14, 2020	September 15, 2020	September 17 , 2020	September 18 , 2020
<p>On Demand Phonics Lesson</p> <p>Links Needed:</p> <ul style="list-style-type: none"> • Google Slides Lessons (contains all video links) • https://heggerty.wistia.com/medias/6ia08w0q1u • Writing the Letter i <p>Reading and Writing</p> <ul style="list-style-type: none"> • Lesson <p>Math</p> <ul style="list-style-type: none"> • September 14, 2020 	<p>On Demand Phonics Lesson</p> <p>Links Needed:</p> <ul style="list-style-type: none"> • Google Slides Lessons (contains all video links) • 1st Grade Sight Word List 1 & 2 • https://heggerty.wistia.com/medias/q5bns0uzwi <p>Reading and Writing</p> <ul style="list-style-type: none"> • Lesson <p>Math</p> <ul style="list-style-type: none"> • September 15, 2020 	<p>On Demand Phonic Lesson</p> <p>Links Needed:</p> <ul style="list-style-type: none"> • Google Slides Lessons (contains all video links) • https://heggerty.wistia.com/medias/rt7y6nt711 <p>Flip Grid Links (Students your Flip Grid is private to me and not for others to see.)</p> <p>Altoona Centennial Clay Delaware & Runnells Four Mile & Mitchellville Willowbrook</p> <p>Reading and Writing</p> <ul style="list-style-type: none"> • Lesson <p>Math</p> <ul style="list-style-type: none"> • September 17, 2020 	<p>On Demand Phonic Lesson</p> <p>Links Needed:</p> <ul style="list-style-type: none"> • Google Slides Lessons (contains all video links) • 1st Grade Sight Word List 1 & 2 • https://heggerty.wistia.com/medias/utvhlhpjlt <p>Reading and Writing</p> <ul style="list-style-type: none"> • Lesson <p>Math</p> <ul style="list-style-type: none"> • September 18, 2020

Wednesday Learning Opportunities (click the links in the column on the right to access the links)

Phonemic Awareness (Required)	Actively participate in phonemic awareness video- Practice all phonemic awareness skills.
---	---


List 1 and List 2 Sight Words
(Required)

Sight Word Flip Grid Links

- [Altoona](#)
- [Centennial](#)
- [Clay](#)
- [Delaware & Runnells](#)
- [Four Mile & Mitchellville](#)
- [Willowbrook](#)

- Practice List 1 & List 2 of first grade sight words. Read both lists on Flip Grid. You can read lists from the computer (*the picture below shows a short cut to split the Chromebook screen*) OR print.

PARENTS and TEACHERS with kids on Chromebooks: here is a life changing announcement. If they click Alt and the [button at the same time, it will allow them to split their screens into 2 tabs with no extension needed!!! So they can be on the meet and look at their work at the same time!



Math: Log into [Prodigy](#) and complete the placement test
(Required)

Class Codes:

Altoona: 658870F

Centennial: BB9DA8F

Clay: 54CFF69

Delaware/Runnells: DC54F5F

Four Mile/Mitchellville: 8F6943E

Willowbrook: D96DD84

Go to: play.prodigygame.com

Students will need to log in using their Google sign in.
If a class code is needed, they are listed to the right. Enter if needed.


They will start with a placement test.

- If students have logged in before, they will start playing.

The Red Hen (optional)

Listen to the story, *The Red Hen*. You can also read the non-fiction book, *This Is the Way We Help at Home*. There are activities on the left hand side of the page for the pair of books.

- Username - 6101sepw
- Password - haed11

Guidance Lesson (optional)	1. Watch the video about focus and attention! 2. Join in the interactive practice games near the end of the video.  9.16.20 Grade 1 - Focus & Attention.mp4
Art - Drawing Club 3 (optional)	Complete a drawing activity with Mrs. Rondeau (art teacher from Willowbrook)
Morning Meetings (optional)	If you missed a morning meeting this week <ul style="list-style-type: none"> How can I show respect? <ul style="list-style-type: none"> Morning Meeting 9/14/20 Morning Meeting 9/15/20 Morning Meeting 9/17/20 Morning Meeting 9/18/20

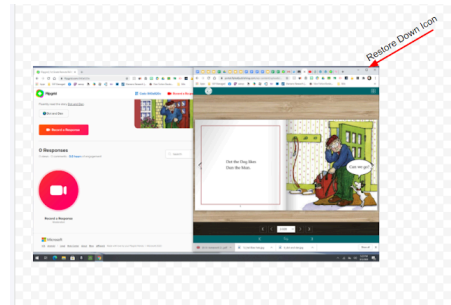
Week of September 8, 2020

Monday	Tuesday	Thursday	Friday
September 7, 2020	September 8, 2020	September 10, 2020	September 11, 2020
No School	Phonics Lesson Links Needed: <ul style="list-style-type: none"> Phonemic Awareness https://heggerty.wistia.com/medias/60nfrq0r9 Google Slides Lesson 9/8/20 (contains all video links) Dot and Dan - text to be read Preparing for Correct Handwriting Writing the Letter "a" (Please take a picture of the work and send it to kerrie.bernstein@southeastpolk.org) Flip Grid Links (Students your	Phonic Lesson Links Needed: <ul style="list-style-type: none"> Phonemic Awareness https://heggerty.wistia.com/medias/ux2key756h Google Slides Lessons 9/10/20 (contains all video links) Reading and Writing Math <ul style="list-style-type: none"> September 10, 2020 	Phonic Lesson Links Needed: <ul style="list-style-type: none"> Phonemic Awareness https://heggerty.wistia.com/medias/e79kf4upi6 Google Slides Lessons 9/11/20 (contains all video links) Hal Likes Hats Text to be read Preparing for Correct Handwriting Writing the Letter "a" Flip Grid Links (Students your Flip Grid is private to me and not for other students to see.)

Flip Grid is private to me and not for other students to see.)

[Altoona](#)
[Centennial](#)
[Clay](#)
[Delaware & Runnells](#)
[Four Mile & Mitchellville](#)
[Willowbrook](#)

(In order to read the story and record on Flip Grid at the same time. Open Flip Grid to recording screen. Open story in Flip Grid. Pull story screen tap to separate from Flip Grid Grid screen. Use the restore down icon on both screens allowing both screens to be viewed at the same time. See picture. Scroll to the bottom for larger picture.)



Reading and Writing

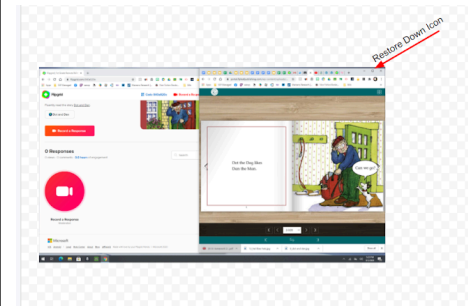
- [Lesson](#)
- [Flipgrid](#)

Math

- [September 8, 2020](#)

[Altoona](#)
[Centennial](#)
[Clay](#)
[Delaware & Runnells](#)
[Four Mile & Mitchellville](#)
[Willowbrook](#)

(In order to read the story and record on Flip Grid at the same time. Open Flip Grid to recording screen. Open story in Flip Grid. Pull story screen tap to separate from Flip Grid Grid screen. Use the restore down icon on both screens allowing both screens to be viewed at the same time. See picture. Scroll to the bottom for larger picture.)



Reading and Writing

Math

- [September 11, 2020](#)

Wednesday, September 9, 2020 Learning Opportunities (click the links in the column on the right to access the links)

Phonemic Awareness (Required)	Participate in phonemic awareness video practicing all skills.
Dot and Dan (Required)	<ul style="list-style-type: none"> • (Required) Reread the story Dot and Dan 3 times to develop reading fluency. • (optional) Complete Dot and Dan work pages. Once completed email any completed work to Mrs. Bernstein (kerrie.bernstein@southeastpolk.org) Make sure your child's name is on each page and school.
Math: Number Chart Counting Game (Required)	<p>This game will help students practice counting, naming, and placing numbers on a hundreds chart. Students will fill in the missing numbers.</p> <p>Note: this chart only goes up to 100.</p> <ul style="list-style-type: none"> • Play the game two times. • In Google Classroom, "Mark as Done" once you've completed the task.
Guidance Lesson (optional) Skills for Online Learning- Video Part 1 Skills for Online Learning - Video Part 2 Skills for Online Learning - Assignment	<ol style="list-style-type: none"> 1. Watch Video Part 1 (6 minutes) 2. Watch Video Part 2 (2 minutes) 3. Open the assignment slide. Drag and drop the words next to the matching pictures 4. Click the "Turn In" button in Google Classroom
Art - Drawing Club 2 (optional)	Complete a drawing activity with Mrs. Rondeau (art teacher from Willowbrook)
Physical Education (optional)	Deal or No Deal
Morning Meetings (optional)	<p>If you missed a morning meeting this week</p> <ul style="list-style-type: none"> • How can I be kind? <ul style="list-style-type: none"> • Morning Meeting 9/8/20 • Morning Meeting 9/10/20 • Morning Meeting 9/11/20

Week of August 31, 2020

Monday	Tuesday	Thursday	Friday
August 31, 2020	September 1, 2020	September 3, 2020	September 4, 2020

Phonics Links Needed: <ul style="list-style-type: none"> • https://heggerty.wistia.com/medias/wzejlfzwa1 • Google Slides Lessons 8/30-9/4 (contains all video links) Reading and Writing (none) Math	Phonics Links Needed: <ul style="list-style-type: none"> • https://heggerty.wistia.com/medias/o3oi028mp3 • Google Slides Lessons 8/30-9/4 (contains all video links) Reading and Writing Math	On Demand Phonic Lesson 9/3/20 <ul style="list-style-type: none"> • Phonemic Awareness https://heggerty.wistia.com/medias/zszbcm0y34 • Google Slides Lessons 8/30-9/4 (contains all video links) Reading and Writing Math	On Demand Phonic Lesson 9/4/20 <ul style="list-style-type: none"> • Phonemic Awareness https://heggerty.wistia.com/medias/25qvgo2zpq • Google Slides Lessons 8/30-9/4 (contains all video links) Reading and Writing <ul style="list-style-type: none"> - Listen to Click, Clack, Moo: Cows That Type <ul style="list-style-type: none"> - Username: 6101sepw - Password: haed11 - Discuss what happens at the beginning, middle and end of the story. Math
---	--	---	--

Wednesday Learning Opportunities (click the links in the column on the right to access the links)

Math: Count to 120 with Jack Hartmann (REQUIRED)	Watch the video twice and count along with the song. **You will find an assignment in Google Classroom for this. Please have your child "Mark as Done" once they've completed this task!
All About Me Poem (REQUIRED) This will be shared at your child's morning meeting on Thursday.	Make your own "All About Me Poem" This page can be printed <u>or</u> use your own paper to write your all about me poem and decorate. You can add pictures and drawings. Get creative! We will be sharing our all about me poems with our classmates.
We Can't Stop (REQUIRED)	Read the story We Can't Stop (REQUIRED). ***You will find an assignment in Google Classroom for this. Please have your child "Mark as Done" once they've completed this task! If possible complete the activities to support the story We Can't Stop (optional)
Art - Drawing Club 1 (optional)	Complete a drawing activity with Mrs. Rondeau (art teacher from Willowbrook)

[Guidance Lesson Week 1](#)
(optional)

This is primarily information for parents from our district At-Risk Coordinator.

Restore Down Icon

