


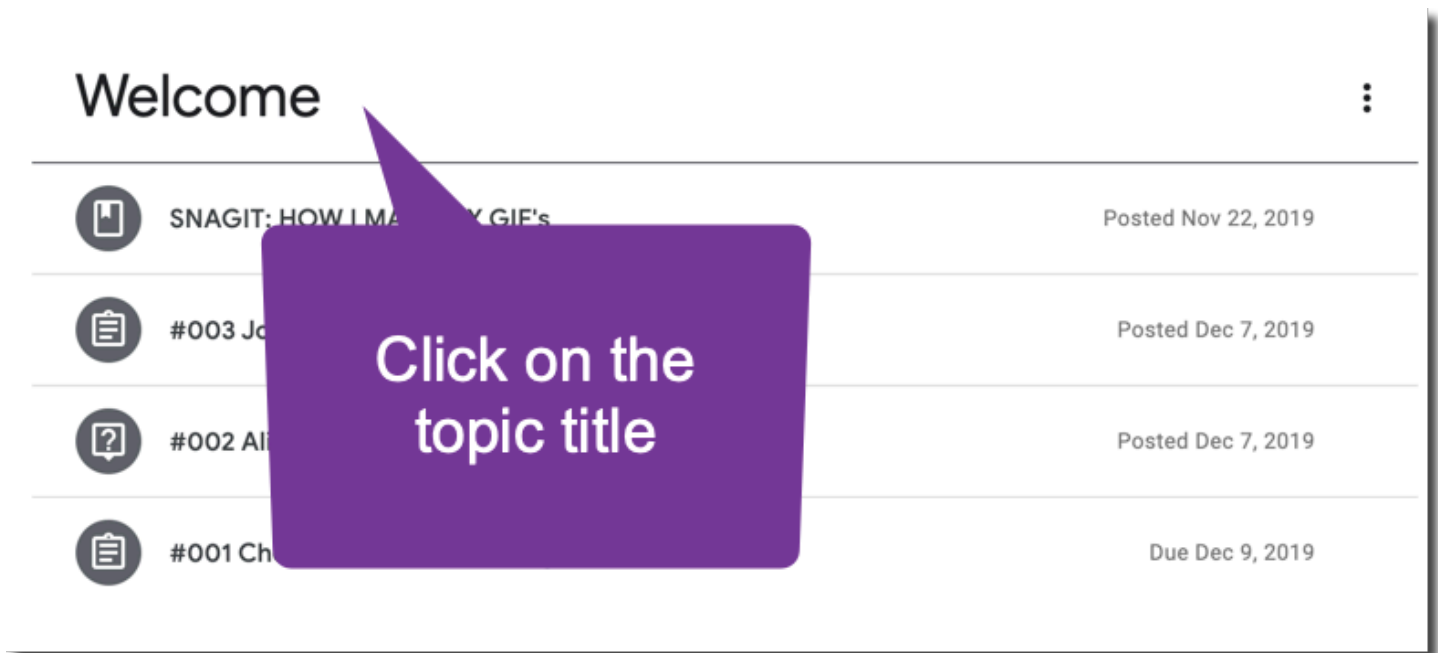
You will find the class assignments, instructions, and feedback in Google Classroom.

The way to access our workspace is to go to classroom.google.com and locate the class tile. This will take you to the class Stream. **You will find information about all assessments and mini quizzes here, in our Classroom stream, including the dates of assessments, and what to study.**

Google Classroom is designed to be organized on the Classwork tab. Please click on Classwork to find the organized list of activities and assignments.



Filter the topics by clicking on the topic title. I recommend you do this.



Click on the assignment stripe to open a preview.

Welcome



SNAC

Posted Nov 22, 2019



#003 J

Posted Dec 7, 2019



#002 J

Code

Posted Dec 7, 2019



#001 Check In

23

Due Dec 9, 2019

Click on assignment stripe to preview

Click on "View assignment" to view the full directions.



#001 Check In for

23

Posted Nov 21, 2019

Please Mark as done (or Turn in) so I know you're ready to go

23 class comm

Click view assignment

View assignment

TIP: Hold down the CONTROL key when you click on "View assignment" to open an assignment in a new tab. This way you can close the assignment when completed and easily go back to the Classwork page.

From the assignment screen, look at the right hand side. There is a "Your Work" bubble. This is where you can submit screenshots or work samples. But please, ALWAYS **Mark as done** (or Turn in).

Teaching with Google Classroom
Go Slow Nov 18 2019

#104 Star You

Return to Stream

Assignment instructions

Submit assignment

Add work

Your work Assigned

+ Add or create

Mark as done

Private comments

Add private comment...

Add private note to the teacher

Message class

Class comments

Add class comment...

Please also, leave a private comment in the bottom right bubble. This goes ONLY to me.

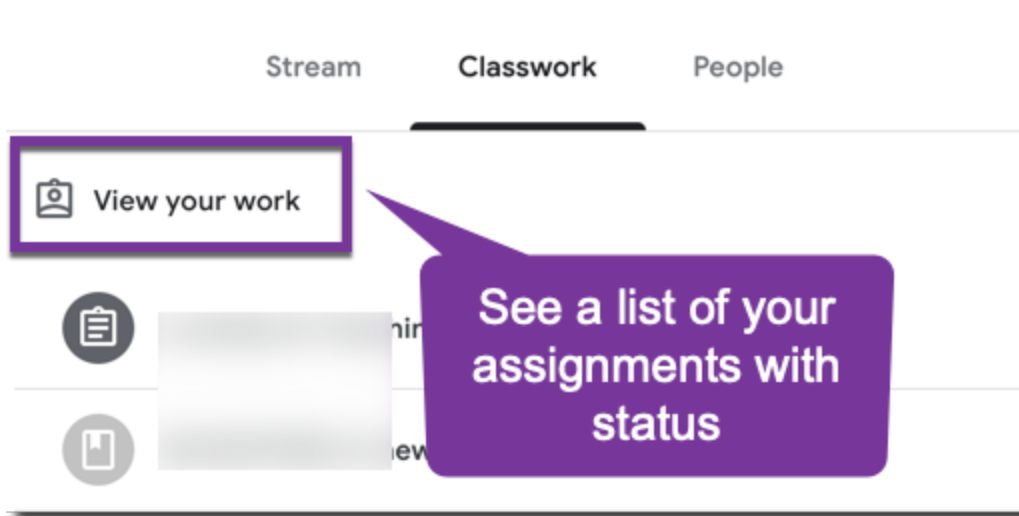
Look at the icons on the assignment stripes, if they are lighter it means you have MARKED AS DONE or TURNED IN. The darker icons indicate you still need to turn in that activity.

#105 Create Parent Corner	No due date
#103 Do Not Copy Classes	Optional No due date

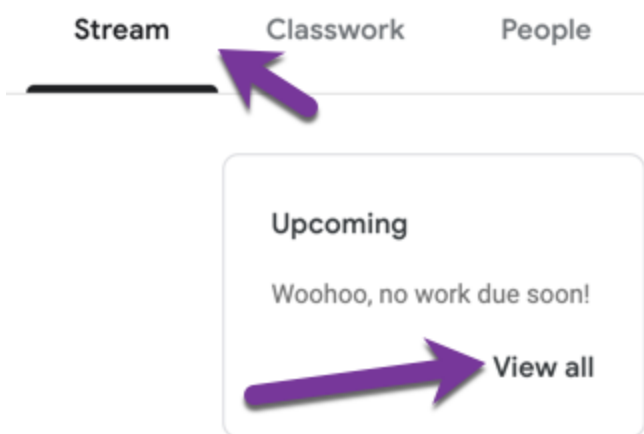
Greyed out = turned in

Each week when new activities are posted you will receive an email notification. I recommend you filter your email to alert you to these emails. This is an easy way for you to get into the class. Open the assignment from the email and DELETE the email notification.

Please be in the habit of checking "View your work" at the top of the Classwork page. This will show you which assignments you have completed. You can also filter for missing assignments.



OR on the class Stream, look for the upcoming work bubble. Click on “View all” to find your assignment list.



An essential part of the Google Classroom workflow is to RETURN the assignments. This lets you know I have reviewed the submission. I often leave a note when I return, you will receive an email notification of these. The note I leave will be in the Return email so you do not have to go to Google Classroom to read the note. Feel free to delete these emails once you have seen the note.