

PACE Lesson/Assignment Overview for Week of 4/20-4/24

All lessons, assignments, and activities are posted on your child's Google Classroom for each class, including Specials.

This week we will continue with our thematic work (letter of the week). This week we will focus on learning opportunities that begin with the letter **J**.

Please review our learning plan, below, and the schedule we have provided. All of the students' learning activities can be located in our PACE Google Classroom.

The weekly plan will be updated every Monday, with new activities based on the letter of the week. At a minimum, if you are able to print out page 2 that will be helpful, as the format resembles the daily schedule each student follows within their typical school day. You may want to hang the weekly schedule in a central location such as the refrigerator, or clip it to a special clipboard or other secure location that you determine.

If your child is able to mark with a "✓", "☺" as they complete that portion of the schedule, have them do so. If assistance is needed; you can still have them involved by giving them a choice "Would you like me to use a red or blue pen to check it off?" and have them point to their preferred pen and you mark it off yourself. Even if they are not actively completing the specific activities at that time (or if they only spend a few minutes on an activity during that time interval) it is still helpful to refer back to the expectation each time block.

The goal for now is to establish a routine, enjoy reinforcing skills already learned, and move on to new skills once your child is ready. Your child may benefit from watching or listening to a parent or sibling start the activity to build momentum-this is fine too! In this scenario they are still engaged, building receptive language and communication, and it provides them with a model or example of what is expected from them.

Theme of the Week: The Letter "J"

Plan for Differentiation: Each menu starting on page 3 provides an assortment of activities for all different levels. Please help your child choose an appropriate activity/lesson under each heading daily.

Suggested frequency for activities on the Schedule

Choose at least one **ELA** activity each day










Choose at least one **Math** activity each day

Choose a **Science** activity two times a week

Choose a **Bonus** activity three times a week

Choose at least one **Leisure** activity per day (ex. Coloring sheet, game, etc.)

PACE Weekly Schedule

Time	Activity		M	Tu	Wed	Th	Fri
8:45-9:15	ELA (see Google Classroom)						
9:15-9:45	Math (see Google Classroom)						
9:45-10:00	Snack and movement break						
10:00-10:30	Leisure activity						
10:30-10:45	Movement break (walk, exercise, etc.)						
10:45-11:15	Science or Bonus activity						
11:15-11:45	Activities posted by Mr. Mackie, Mrs. Sheehan or Mrs. B., and/or choose another ELA or Math activity						
11:45-12:00	ADLs - Bathroom, Wash hands						
12:00-evening	Follow your family schedule						

ELA Menu:

- All About Katherine **Johnson** (reading comprehension) - Instead of printing, you can do this as a read aloud and answer comprehension questions orally if that works better for you. (Google Classroom)
- Historical Heroes **Jesse** Owens (reading comprehension) - Instead of printing, you can do this as a read aloud and answer comprehension questions orally if that works better for you. (Google Classroom)
- All About **Jane** Goodall (reading comprehension) - Instead of printing, you can do this as a read aloud and answer comprehension questions orally if that works better for you. (Google Classroom)
- Barbara **Jordan** (reading comprehension) - Instead of printing, you can do this as a read aloud and answer comprehension questions orally if that works better for you. (Google Classroom)
- **Jack** and the Beanstalk - sequencing events (Google Classroom)
- **J** is for **Juneteenth** (reading and questions) -Instead of printing, you can do this as a read aloud and answer comprehension questions orally if that works better for you. (Google Classroom)
- **Jimmy** and the Cake (reading and questions) -Instead of printing, you can do this as a read aloud and answer comprehension questions orally if that works better for you. (Google Classroom)
- Research (look up) 5 facts about New **Jersey** . Write a short paragraph. Check for capitalization, understanding, punctuation, and spelling.
- Verbs that start with **J** (Google Classroom)
- Alphabet Phonics **J** (Google Classroom)
- Write a descriptive paragraph about **jello**. What does it look like? Feel like? What color did you pick?
- Reading Essentials Workbook (kindergarten) - Includes beginning sounds F to **J** (Google Classroom)
- Alphabet mini book - Can you find the letter **J**? (Google Classroom)
- All About Katherine **Johnson** Reader (Google Classroom)

Math Menu:

- Word problem: **Joel** lives in a house by the airport. Each day, **jets** fly over his house. On Monday there were 2, on Tuesday there were 4, on Wednesday there were 3, on Thursday there were 2, and on Friday there were 6. How many flights were there on Monday and Tuesday? How many more flights were there on Wednesday than on Thursday? What was the total number of flights all week?

- **Just** what shape is it? Look at different foods and food packages/containers you have at home. What shape is a stick of butter? What shape is a tub of margarine? What shape is a can of vegetables? What shape is a box of crackers? What shape are tortilla chips? What shape are cookies? What shape is a slice of bread? Answer these questions, then tell someone the shape of 5 more foods or packages.
- Math Essentials Workbook (kindergarten) - Includes Animal **Jumble** (Google Classroom)
- In The **Jungle** - Identifying Patterns (Google Classroom)
- Math Workbook (preschool) - assorted activities to make you **jump for joy!**
- Pizza Mania - practice fractions - pizza is not **junk** food! (Google Classroom)
- Math Mosaic - color with **jewel** tones! (Google Classroom)
- Find $\frac{1}{4}$ fractions (Google Classroom) - can you measure **juice** to a $\frac{1}{4}$ cup?

Science Menu:

- YouTube: Live **Jelly** Cam Monterey Bay Aquarium - Watch this video to see the **jellyfish!**
- YouTube: Moon **Jelly** Cam Monterey Bay Aquarium - Watch this video to see more **jellyfish!**
- Fantasticfunandlearning.com - Compare how **jelly** beans react to different liquids in this **jelly** bean science experiment. *THIS IS IF YOU HAVE JELLY BEANS AT HOME ALREADY! - Ask a parent for help.*
- YouTube: **Jelly** Beans/How It's Made - Watch this video to see how **jelly** beans are made. What color **jelly** bean is your favorite?
- YouTube: **Jaw**Breakers/How It's Made - Watch this video to see how **jawbreakers** are made.
- YouTube: How Orange **Juice** is Made in Factories/How It's Made

Leisure activities:

- Color the Letter **J** (Google Classroom)
- Dot to Dot Alphabet **J** (Google Classroom)
- **J** is For.... (coloring) (Google Classroom)
- Alphabet Practice **J** (Google Classroom)
- **Jog** in place for 1 minute
- Practice zippering your **jacket**
- Look at a calendar for **January, June** and **July**. How many days are in each month? Which 2 of these months have the same number of days?
- Look up the word **jaw**. What are 2 things you learned?
- Learn a **joke**. Tell a **joke!**
- Make a **jigsaw** puzzle.

Speech and Language Activities (from Mrs. B)

All activities located in Therapist Folder in PACE Google Classroom

- **NEW** Read Aloud Video from Mrs. B “Beautiful Ooops”
- **NEW** “Let’s Chat”- activity to build conversation at home
- Busy Hands! Mrs. B’s Sign Language Video Series
- Healthy Yoga incorporating visual cues to build language
- Language Challenges

Bonus activities:

- Videos posted by Ms. Konrad (recipes, art projects and more!) (Google Classroom)
- Cook alphabet pancakes. Make them in the shape of the letter **J**. (Google Classroom) - *Only do this with an adult.*
- How many words can you make from the letters in: **janitor and jackpot**?
- How many different **jobs** can you name in one minute?
- Make Peanut Butter and **Jelly** Cookies (Google Classroom) - *Only do this with an adult.*
- Design Challenge: Make a collage of pictures that begin with the letter **J**. *Ask for help with scissors!*
- Rocket Like Mae **Jemison** - complete the activity then watch the youtube video. (Google Classroom)
- List or say as many **J** words as you can.
- Pick a **job** you would like to apply for and make a **job** application. Write your name, the **job** name, your qualifications for doing this **job**, and why you want this **job**.
- Start a **journal**.

