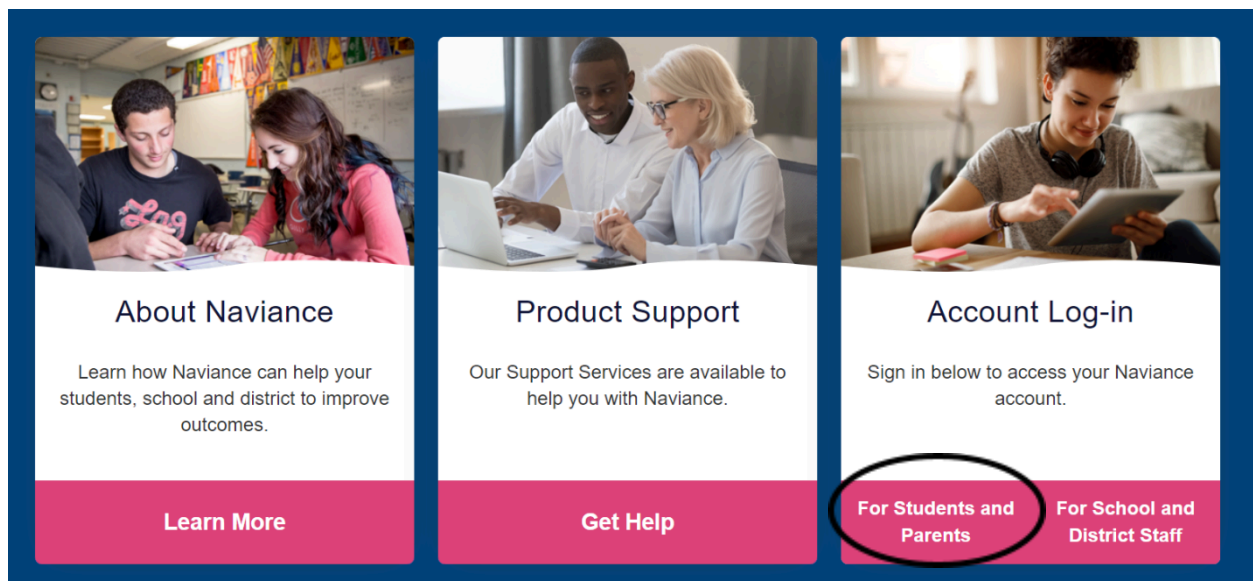


NAVIANCE CCR GOALS REQUIRED FOR ALL SOPHOMORES

Follow this step-by-step guide!

If you have already logged in before, then simply log into Naviance and skip directly to page 4 of this guide!

Step 1: Use the following link to go to [Naviance](#), and select, “FOR STUDENTS AND PARENTS.” If you have logged into Naviance in the past, just go to the Naviance [Sign in](#) & log in using your LHS email and password.



Step 2: Enter Londonderry’s Zip Code: 03053

Which school would you like to login to?

We need more information
In order to log you into Naviance we need you to identify your school.

Enter your school name, city, or zipcode

03053

Results for 03053
Londonderry Senior High School

If there are multiple schools in your district make sure you select the right one.

[I'm a school or district staff member](#)

Step 3: Select Londonderry Senior High School.

Step 4: Select "Student."



Welcome to Naviance Student.



Please choose your user type.

This allows Naviance to help you log in the way your school and district prefers.



Student



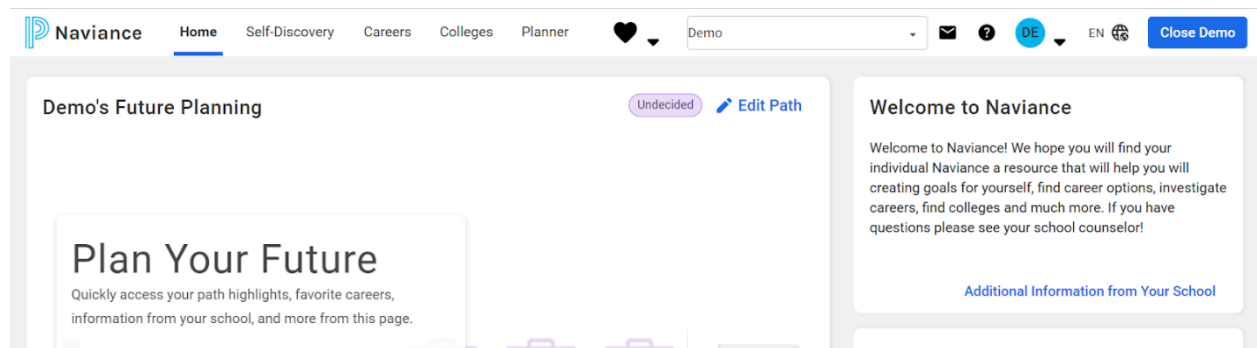
Parent or
Guardian



Alumni

[I'm new and need to register!](#)

Step 5: Once you are successfully logged in, your homepage should look approximately like this:



Now let's complete your first CCR Goal of Sophomore year! You have **two** choices:

1. Career Cluster Finder

OR

2. Career Interest Profiler (Scroll down the page past Career Cluster Finder for those directions.)

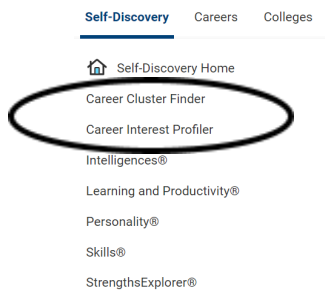
***You only need to complete one (1)

Career Cluster Finder

Step 1: In the top menu, select Self Discovery.

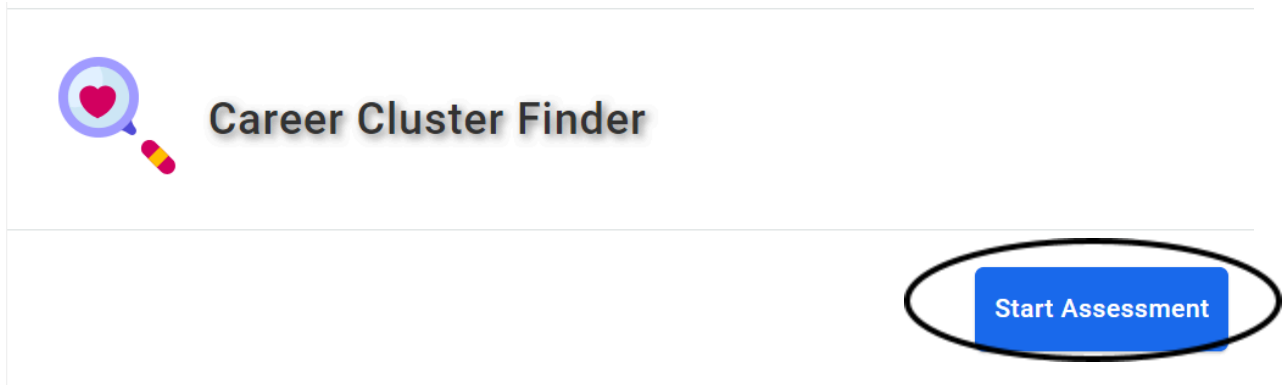


Step 2: Under Self Discovery, select "Career Cluster Finder."

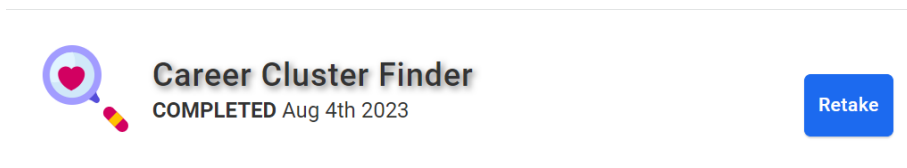


Step 3: Under Self Discovery, select "Career Cluster Finder."

Step 4: Select "Start Assessment."



Step 5: Once you have successfully completed the assessment, you will get a banner that says COMPLETED [Date]. That means you have finished this goal!



OR


Career Interest Profiler

(you only need to complete the career cluster or career interest profiler - but are welcome to do both)

Step 1: In the top menu, select Self Discovery.



Step 2: Under Self Discovery, select “Career Interest Profiler.”

 Self-Discovery Home

Career Cluster Finder

Career Interest Profiler

Intelligences®

Learning and Productivity®

Personality®

Skills®

StrengthsExplorer®

Step 3: Select “Continue.”



Career Interest Profiler

LAST UPDATED Aug 4th 2022

Retake

Continue

Step 4: Complete the assessment. Take your time & read the questions carefully. There are no right or wrong answers, just choose whatever feels “right” for you.

Step 5: Once you have successfully completed the assessment, you will get a banner that says COMPLETED [Date]. That means you have finished this goal!



Career Interest Profiler

COMPLETED Aug 4th 2023

Retake

Don't forget to update your resume with all the new things you've done
in the last year!

Congratulations! You've completed all of your CCR Goals for Sophomore year!