

Citizenship Application Fee [Blog]

Content Brief

Optimizing pages works differently than creating new content.

Instead of writing fresh content on a specific topic, you take an existing page and optimize it for a primary keyword, supporting secondary keywords, and long-tail keywords (questions) to help boost its search visibility and traffic potential.

This involves: optimizing several on-page elements, including: metadata, H1s and H2s, body copy, and alt text for images; adding relevant internal links to the page; and adding additional content to the page as and when needed.

Tone of voice and content formatting considerations for your pages

Format:

1. Think of each article as a *step-by-step guide* where all the info you read is extremely clear and concise.
2. For introductions, write max 2-3 sentences: *things you're going to cover in the text /a quote/ an interesting fact, etc.*
3. Use bullet and numbered lists.
4. Make **bold** to emphasize key points and *italics* to show something worthy of attention.

Other formatting and tone of voice considerations:

- When writing for KBA Global Blog, our voice is always:
 - **Transparent:** We're open and accountable in our writing.
 - **Concise:** Our writing is concise and easy to understand. We keep it clear and structured without making it laborious.
 - **Fun:** We're dedicated to conversational, upbeat language.
 - **Educational:** We simplify our client's lives and provide solutions right away.
- The tone is how we speak: it's *how* we say things. Sound conversational, yet professional, and address the reader as "You".
- *Cite other external sources* (not our direct competitors) where relevant.
 - An exception to the rule: you are allowed to cite direct competitors **ONLY** if you rely on the results of the case studies.
- Finally, before submitting this article for edits, please run it through [Hemingway](#), and try to get the score to at least an 'A' before submitting.

Example pages:

-

Please use these example pages to gain a better understanding of how to format KBA Global Blog pages.

Word Count	
Target word count	2000
Note to writer	Aim for between 10% above and 5% below. If you feel you can't achieve this word count with useful & relevant content, please raise it with the editing team.

Audience	
<ul style="list-style-type: none"> • Audience type 	General
Audience notes	

SERP Competitors	
<ul style="list-style-type: none"> • https://immi.homeaffairs.gov.au/form-listing/forms/1298i.pdf • https://www.thisisaustralia.com/news/australian-citizenship-application-fee-changes-2023/ • https://immi.homeaffairs.gov.au/citizenship/become-a-citizen/permanent-resident • https://visaenvoy.com/citizenship-application-fees/ 	

FAO Writers

Keyword research		
Keyword	Search volume	On-page Action
citizenship application fee	500	Head term. should appear in: <ul style="list-style-type: none"> ✓ url ✓ page title ✓ meta desc ✓ H1 ✓ add 1-3 exact head term in the body (1st par - ideally in the first sentence, in the last 100 words of body copy) ✓ alt text (at least once) ✓ image filename (at least once)
how much does it cost to become an australian citizen	500	H2
how much is australian citizenship	200	Keyword to be used in the section under the H2
australian citizenship cost	400	H2
australian citizenship fee	400	Keyword to be used in the section under the H2
citizenship fee australia	400	Keyword to be used in the section under the H2
citizenship cost australia	300	Keyword to be used in the section under the H2
cost of citizenship australia	300	Keyword to be used in the section under the H2
cost of australian citizenship	300	Keyword to be used in the section under the H2
citizenship fees australia	300	Keyword to be used naturally in the content
australian citizenship application fee	200	Keyword to be used naturally in the content
citizenship fee	150	Keyword to be used naturally in the content
australia citizenship	100	Keyword to be used in the section under the H2

application fee		
citizenship application fees australia	100	Keyword to be used in the section under the H2
australian citizenship application cost	100	Keyword to be used in the section under the H2
citizenship application fee australia	100	Keyword to be used in the section under the H2
application for evidence of australian citizenship fee	90	Keyword to be used naturally in the content
cost of citizenship	80	Keyword to be used naturally in the content
citizenship application agent fee	40	Keyword to be used naturally in the content
application for australian citizenship fee	20	Keyword to be used naturally in the content
how much is the application fee for us citizenship	10	Keyword to be used naturally in the content
application fee for australian citizenship	10	Keyword to be used naturally in the content
concession fee for citizenship application	10	Keyword to be used naturally in the content
citizenship application australia fee	10	Keyword to be used naturally in the content
how much is an australian citizenship	150	Keyword to be used naturally in the content
how much does australian citizenship cost	150	H2

Include these internal links in the body copy		
Number	URL <i>(the link to insert)</i>	Anchor text <i>(the text used to link)</i>

		from)
1	Citizenship test	
2		
3		
4		
5		
Notes to writer	Please include the internal links above naturally in the body copy. Try to include one internal link per 400 words.	

NOTE FOR WRITERS Pages metadata.	
Title tag	Australia Citizenship Application Fee – KBA Global
Meta description	Learn about the updated citizenship application fee in Australia. This quick guide categorises the costs according to application types for your easy reference.
URL	https://kbaglobal.com/blog/citizenship-application-fee
Notes to editor:	<p>Both page titles and meta descriptions have a maximum pixel count to stick to, otherwise, they will appear truncated in SERPs. (We measure in pixels, not characters, because not all characters are equal in size - a 'W' takes up more room than an "I").</p> <p>You must use this tool to check that you are within the pixel limit.</p> <p>You need to target the primary keyword as early as possible in the page title and also include it within the meta description, along with relevant secondary keywords in the meta description if possible.</p> <p>As well as keyword targeting, the page title and meta descriptions are there to increase the click-through rate. So the copy has to be as engaging as possible to encourage a user to click. The best way to improve click-through rate is by searching for the keyword you are targeting and checking what else is appearing in the SERPs. You now need to craft a page title and meta description that are more 'click-encouraging' than what is already ranking.</p>

Australia Citizenship Application Fee: Updated Costs and Process

If you're on your way to becoming an Australian citizen, you're probably wondering *how much is Australia's citizenship application fee?* The costs can differ based on the type of citizenship application you're pursuing, and we've categorised this guide accordingly for you.

Payment and citizenship application processes, as well as requirements are covered in this guide.

Important: As of writing, the costs shown below reflect the latest citizenship fee updates, effective from 1 July 2023. Note that fees may be adjusted every July 1st, based on the Consumer Price Index (CPI).

How much does it cost to become an Australian citizen?

The Australian citizenship application fee depends on key factors like your application type, age and individual circumstances.

Citizenship by Conferral Fees

This applies to Australian permanent residents and New Zealand citizens on a Special Category visa (Subclass 444). Below are the updated citizenship costs:

Application Type	Citizenship Fee
General Eligibility – Form 1300t	
Standard (Ages 18 to 59)	AUD 540
Dependent child 15 years or younger applying with the parent	Nil
Concession fee	AUD 75
Fee exemptions	Nil
Other Situations – Form 1290	
Dependent child 15 years or younger applying separately and with parental consent	AUD 330
Aged 16 or 17	AUD 330
Aged 60 years or over	AUD 330

Concession fee	AUD 40
Fee exemptions	Nil

[Check](#) if you qualify for fee concessions or exemptions.

Citizenship by Descent Fees

This applies to individuals born overseas with at least one parent being an Australian citizen at the time of birth. Below are the associated citizenship fees:

Application Type – Form 118	Citizenship Fee
Single application / first sibling when two or more siblings apply	AUD 345
Second and each subsequent sibling applying at the same time	AUD 145

Citizenship by Adoption Fees

This applies to children who were adopted by an Australian citizen under the Hague Convention or a bilateral arrangement. Below are the citizenship fees:

Application Type – Form 1272	Citizenship Fee
Single application / first sibling when two or more siblings apply	AUD 345
Second and each subsequent sibling applying at the same time	AUD 145

Resumption of Australian Citizenship Fees

This applies to individuals who lost their Australian citizenship for various reasons – such as voluntarily renouncing it or having a parent who ceased to be an Australian citizen – and now seek to regain it. Below are the costs for citizenship application:

Application Type – Form 128	Citizenship Fee
Application to resume Australian citizenship	AUD 230
Child/children 15 years or younger applying with the parent	No fee

Evidence of Australian Citizenship Fees

This applies to individuals who need to apply for proof of Australian citizenship for legal reasons or to seek a replacement because of loss or destruction due to [natural disasters](#). Below are the citizenship fees:

Application Type – Form 119	Citizenship Fee
Separate application for evidence of Australian citizenship	AUD 265
Application for replacement of evidence of Australian citizenship lost, destroyed, or damaged due to a natural disaster	No fee

Concessions and Exemptions for Australian Citizenship Cost

You can check if you qualify for a discounted fee or exemptions from paying the cost of Australian citizenship by conferral.

Concession Fee

You may pay the citizenship fee at a discounted price if:

- You hold a [Pensioner Concession Card](#) issued by the Australian Government (Services Australia or the Department of Veterans' Affairs)
- You're under 18 years old listed as a dependent on a Pensioner Concession Card issued by the Australian Government (Services Australia or the Department of Veterans' Affairs) and applying independently

If you are eligible for fee discount, you must apply via paper application.

Fee Exemptions

You may be exempted from paying the citizenship fee if:

- You're a former child migrant from Britain or Malta who arrived in Australia without parents between 22 September 1947 and 31 December 1967, under the Commonwealth Child Migration Scheme.
- You've served for a total of at least 90 days in the permanent forces of the Commonwealth of Australia.

- You're applying under Statelessness provision (section 21(8) of the [Australian Citizenship Act 2007](#))

You must apply through paper if you're eligible for fee exemptions.

How to Pay the Australian Citizenship Application Fee

Online Application Payment Process

When you lodge your citizenship application via ImmiAccount, the last step requires you to make a payment. You can pay via:

- Credit card (surcharge of 1.40% to 1.99%, depending on the credit card)
- PayPal (1.01% surcharge applies)
- UnionPay (1.90% surcharge applies)
- BPAY

Note: Do not use 'Manage payments' option as this only applies to paper applications.

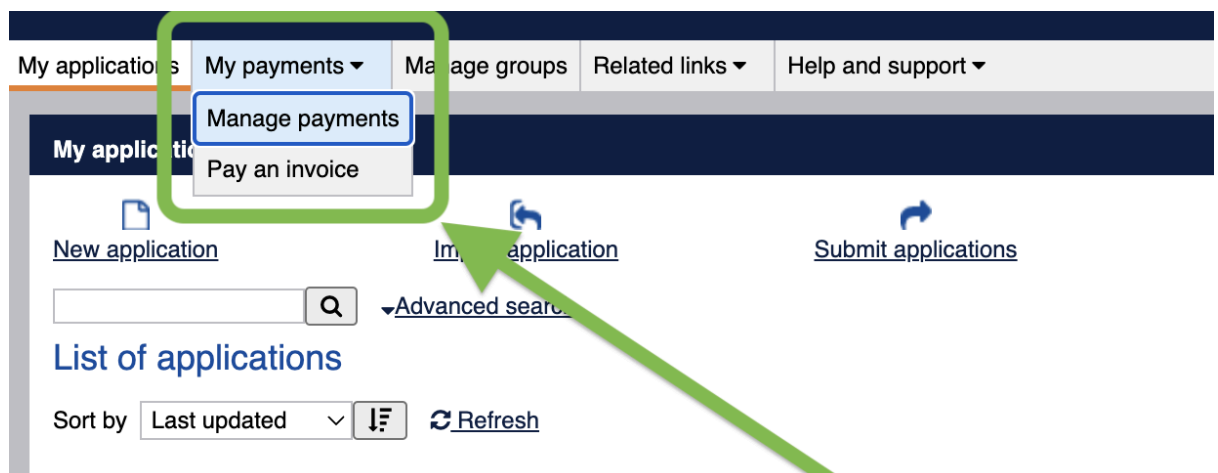
Paper Application Payment Process

If you applied via paper application, you must first send a pre-payment on your ImmiAccount. Below are the steps:

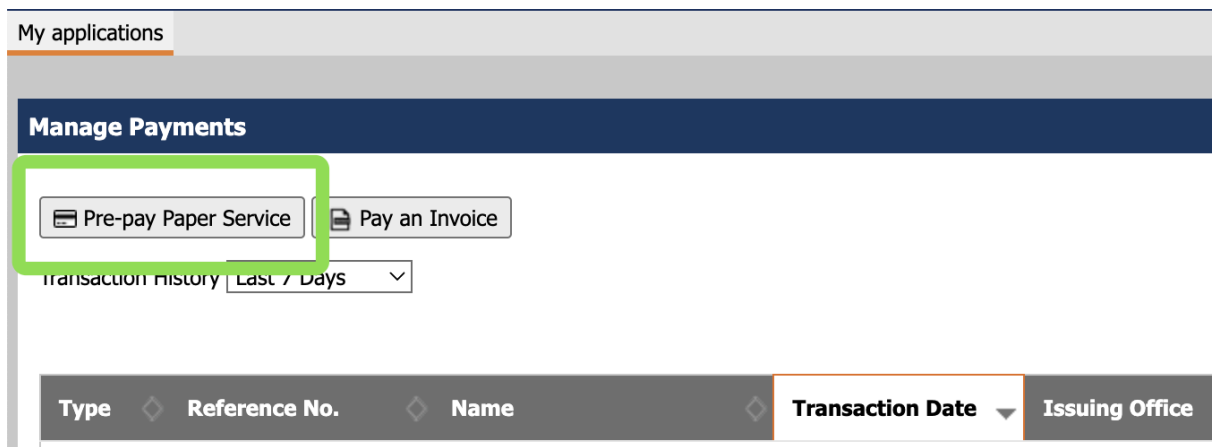
1. Log into your [ImmiAccount](#).

If you don't have an account yet, check our step-by-step guide on [how to create an ImmiAccount](#).

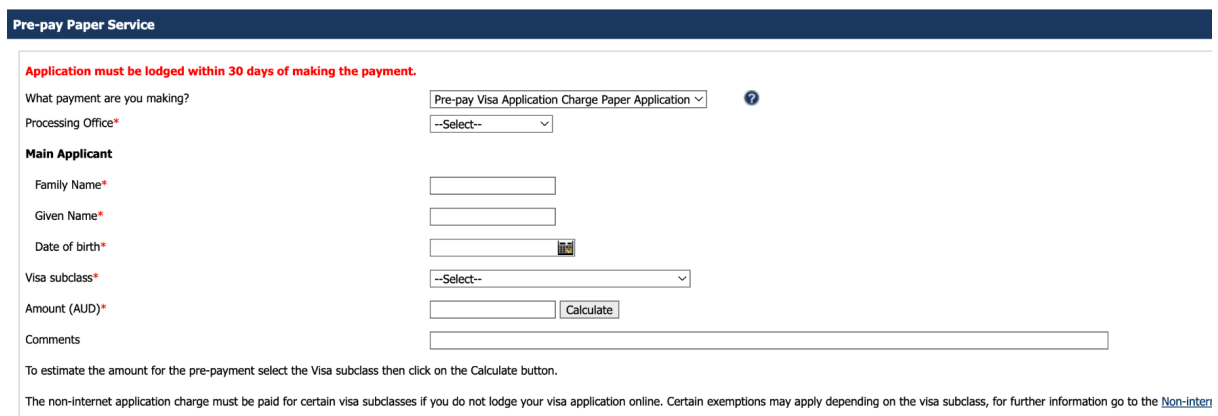
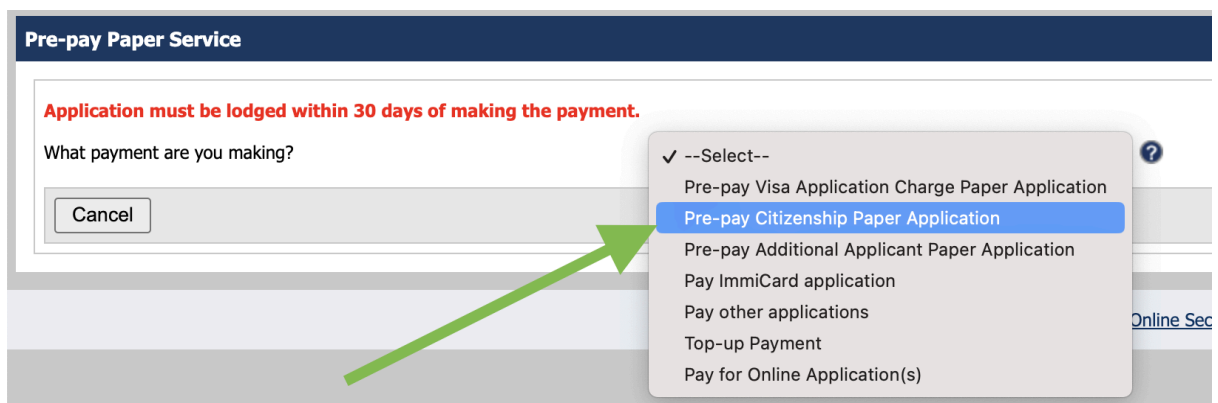
2. Go to the 'My Payments' tab and click 'Manage payments'.



3. Click 'Pre-pay Paper Service'



4. Select 'Pre-pay Citizenship Paper Application' and fill in all required fields.



Tip: You can use the 'Calculate' tool (beside the 'Amount' field) to help you determine the correct amount for your specific application.

5. Choose your payment method (Debit/credit card, PayPal, UnionPay), and fill in all the payment information required before clicking 'Submit'.

Note: You must lodge your application within 30 days of making this payment.

Why do Australian citizenship fees keep changing?

The Department adjusts citizenship fees to account for inflation and other changes in the Consumer Price Index, as in the latest fee update on 1 July 2023. This ensures that the Government can financially and sustainably manage all Australian citizenship applications smoothly.

Are there any other fees besides the citizenship application fee?

You may incur other expenses separately, particularly if requested during your application process, such as police certificates and other legal and supporting documents. These additional costs can vary depending on your specific circumstances.

How do I apply for Australian citizenship?

Below are the general steps for applying for Australian citizenship.

1. **Check if you meet eligibility criteria**, which includes residency and character requirements among others.
2. **Fill in your application via your ImmiAccount**. All necessary documents you must prepare and attach with your application are all outlined there.

In some cases, such as when you're applying for citizenship fee concessions or discounts, you must complete a paper application. Complete the form appropriate for your circumstance:

- Citizenship by conferral – general eligibility ([Form 1300t](#))
- Citizenship by conferral – other situations ([Form 1290](#))
- Citizenship by descent (Form 118)
- Citizenship by adoption ([Form 1272](#))
- Resumption of Australian citizenship ([Form 128](#))
- Evidence of Australian citizenship (Form 119)

You must lodge your form with all the supporting documents to the postal address of the Department office closest to you.

3. **Attend your citizenship appointment**, wherein your identity and original documents will be reviewed, and you'll also take a citizenship test and have an interview.

Prepare for your appointment by studying about Australia's history and society through a [practice Australian citizenship test](#).

4. **Submit other necessary documents asked for later on and wait for a decision on your citizenship application.**
5. **Once approved, you must attend the citizenship ceremony.**

Am I qualified to apply for Australian citizenship?

You may be eligible for Australian citizenship by conferral if you meet the general criteria below:

- You're a permanent resident (PR) visa holder residing in Australia.
- You've been living in Australia on a valid visa for four years.
- You've held a permanent visa or SVC for the past 12 months.
- You haven't been absent from Australia for more than 12 months in the past 4 years, with no more than 90 days away in the past 12 months.
- You demonstrate good character.
- You have a good understanding of the rights and duties of an Australian citizen.
- You plan to live in Australia or maintain a close link with Australia while abroad.

What are some visa pathways to Australian citizenship?

If you possess industry experience or specialised [in-demand skills in Australia](#), you can explore Australian working visas, which are popular among international skilled workers.

Usually, you start with a temporary work visa before you get your [permanent residency visa](#), such as going from Temporary Skills Shortage visa to a Regional Sponsored Migration Scheme 187 visa. Although, depending on your case, you can directly apply for a permanent working visa, such as a 186 visa Employer Nomination Scheme.

Family visas, as well as [partner visas](#), can also help you get Australian citizenship by conferral.

Want to double-check your Australian citizenship eligibility?

If you're still unsure about your circumstances, our migration agents at KBA global can give you professional eligibility advice and how you can move forward towards your dream of becoming an Australian citizen.

With 10 years plus of experience, we've assisted numerous clients worldwide, from handling complex paper work to lodgement and communication with authorities. Rest assured, we'll keep you updated every step of the way.

Call us today for a [free consultation](#).

Disclaimer: The above information is a general guide and not professional immigration advice. Be aware that immigration laws and regulations can change swiftly, potentially rendering some or all of the information outdated. Thus, before using the information above, we recommend checking the current laws through assistance from a migration agent or the Department of Home Affairs website.