

Student Knowledge Base



SOUTH ALLEGHENY
SCHOOL DISTRICT

STKB053 Canvas Quizzes - Answering Each Type of Question in New Quizzes

You can answer a variety of question types in an assessment in New Quizzes.

Note: If the quiz you are accessing displays differently, your instructor may have used the Classic Quizzes tool to create the quiz. Functionality may differ between these quiz types. For help with answering quiz questions, please see How do I answer each type of question in a quiz? ([see STKB052](#)).

[STKB017Vid](#) is a video that shows how to access Canvas through Clever

Categorization Question

To answer a Categorization question, drag and drop the possible answers in the matching category.

A screenshot of a Canvas New Quizzes question interface. The question is worth 1 point and asks to identify individuals who served as President, Vice President, or both. There are three categories: Presidents, Vice Presidents, and Both, each with a dashed box for answers. Below these is a list of possible answers: James Madison, Aaron Burr, George Washington, Thomas Jefferson, John Adams, George Clinton, Benjamin Franklin, and Alexander Hamilton. A red arrow points from the 'Vice Presidents' category to Aaron Burr in the possible answers list.

Essay Question

To answer an Essay question, click the text box [1] and type your content. Content can be formatted through the Rich Content Editor [2].

Your essay may also include a minimum and/or maximum word count [3].

A screenshot of a Canvas New Quizzes question interface for an essay question. The question is worth 1 point and asks what the user would do as the first President of the United States. There is a text box labeled [1] and a Rich Content Editor toolbar labeled [2]. Below the text box is a word count indicator showing '0 words' and a minimum requirement of '150 min / 250 max' words, with a red arrow pointing to the word count area labeled [3].

File Upload Question

To answer a File Upload question, drag and drop the file [1] or select a file by clicking the Browse link [2].

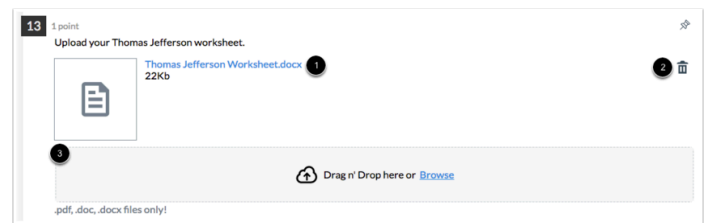
If your instructor has limited the file types that can be uploaded, you can view allowed file types for the question [3].

A screenshot of a Canvas New Quizzes question interface for a file upload question. The question is worth 1 point and asks to upload a Thomas Jefferson worksheet. There is a file upload area with a dashed box labeled [1] and a 'Browse' link labeled [2]. Below the upload area is a note about allowed file types: '.pdf, .doc, .docx files only!', with a red arrow pointing to it labeled [3].

View your uploaded file [1]. To delete the file, click the Delete icon [2].

If your instructor allows multiple file uploads, you can upload additional files [3].

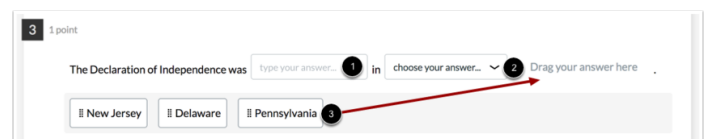
Note: If the option to upload a new file is not displayed, you have reached the file upload limit.



Fill in the Blank Question

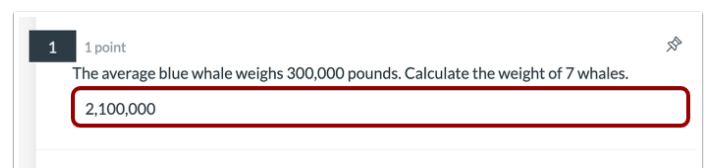
Fill in the Blank questions include three answer types: text entry, drop-down, and drag and drop. To answer a text entry question, type your answer in the **Answer** field [1]. To answer a drop-down question, click the drop-down menu [2] and select the option that answers your question.

To answer a drag and drop question, drag your answer to the answer field [3].



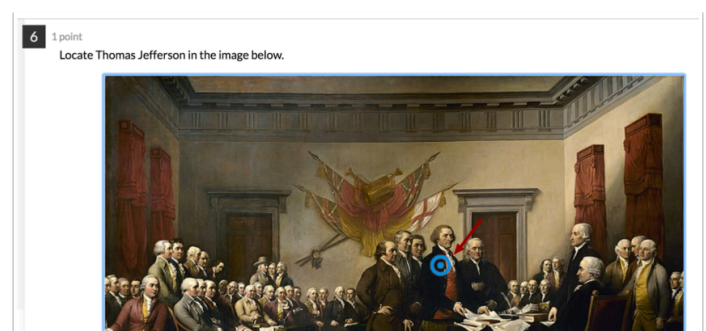
Formula Question

To answer a Formula question, enter your response in the text box.



Hot Spot Question

To answer a Hot Spot question, click the area of the image that answers the question.



Matching Question

To answer a Matching question, view the question [1]. Then click the drop-down menu to select the matching answer [2].

A screenshot of a matching question interface. At the top, it says "1 1 point" and "Match the state to its capital." Below this, there are three rows. The first row has "Delaware" in a text box on the left and a drop-down menu on the right. The second row has "New Jersey" in a text box on the left and a drop-down menu on the right. The third row has "Maryland" in a text box on the left and a drop-down menu on the right. A red box highlights the "Delaware" text box, and a red arrow points to the drop-down menu. The number "1" is in a circle next to the "Delaware" text box, and the number "2" is in a circle next to the first drop-down menu.

Multiple Answer Question

To answer a Multiple Answer question, click the checkboxes next to all applicable answers.

A screenshot of a multiple answer question interface. At the top, it says "8 1 point" and "Which of these states were part of the original 13 colonies." Below this, there are four rows. The first row has a red arrow pointing to a checked checkbox next to "North Carolina". The second row has an unchecked checkbox next to "Vermont". The third row has a red arrow pointing to a checked checkbox next to "New Hampshire". The fourth row has an unchecked checkbox next to "Utah".

Multiple Choice Question

To answer a Multiple Choice question, click the button next to the answer.

A screenshot of a multiple choice question interface. At the top, it says "4 1 point" and "In what year did the Battle of Yorktown take place?" Below this, there are four rows. The first row has a red arrow pointing to a selected radio button next to "1781". The second row has an unselected radio button next to "1776". The third row has an unselected radio button next to "1785". The fourth row has an unselected radio button next to "1768".

Numeric Question

To answer a Numeric question, type the answer in the Answer field [1] or use the arrow keys to increase or decrease the answer [2].

To answer a Numeric question in scientific notation, use the following format: $m \times 10^n$, where m represents the coefficient, the asterisk represents the multiplication function, and n represents the exponent.

A screenshot of a numeric question interface. At the top, it says "8 1 point" and "How many British colonies declared independence in 1776?" Below this, there is a text input field with the placeholder text "Type your answer...". A red arrow points to the input field. The number "1" is in a circle next to the input field, and the number "2" is in a circle next to the input field.

Ordering Question

To answer an Ordering question, drag and drop the items in the correct order [1]. You can also click the **Move** icon [2] and move an item up or down [3].

5 1 point

Place the US colonies in the order they ratified the U.S. Constitution.

Earliest

1 || Delaware

2 || **Move Up** **Move Down** 3

3 || Georgia

Latest


1

Stimulus Question

To answer a question that includes content, view the content [1] to answer the related question(s) [2]. Associated questions can be any of the other questions available in New Quizzes.

Declaration of Independence

1



10 1 point

2 The Declaration of Independence includes the signatures of 56 delegates.

☐ True

☐ False

1

2

3

4

5

6

7

8

9

10

11

12

13

14

15

16

17

18

19

20

21

22

23

24

25

26

27

28

29

30

31

32

33

34

35

36

37

38

39

40

41

42

43

44

45

46

47

48

49

50

51

52

53

54

55

56

57

58

59

60

61

62

63

64

65

66

67

68

69

70

71

72

73

74

75

76

77

78

79

80

81

82

83

84

85

86

87

88

89

90

91

92

93

94

95

96

97

98

99

100

True or False Question

To answer a True or False question, click the button next to the answer.

9 1 point

The 1st Continental Congress met in Philadelphia.

True

☐ False

Contact the Help Desk with any questions.
tech@st.southallegheny.org