




Medway Elementary School
Grade 3
Remote Learning Schedule - Week of May 4, 2020


	Monday	Tuesday	Wednesday	Thursday	Friday
Morning Meeting	Morning Meeting will be held each day from 9-9:20am. Classroom Teachers will host morning meeting 4 days a week and a guest specialist will host one morning a week. Classroom teachers will meet with small groups of students each day during one of the following times: 9:30-10 , 10:10-10:40 .				
ELA 	Learning Target: I can determine if my mystery book follows a pattern.	Learning Target: I can go back and reread when parts in my mystery book become fuzzy.	Learning Target: I can understand key mystery lingo.	Learning Target: I can follow the story by finding important clues and making predictions about who the culprit may be and why using details from the text.	Independent Learning: <i>*Complete the <u>last lesson</u> of the week!</i>
II	Must Do: Lesson #1 1. Watch this video about how you can identify patterns in your mystery book for today's assignment. 2. Log on to Google Classroom. Click on the classwork tab at the top. Then follow the directions for Lesson 1 in your Student Journal . <i>*ALSO, fill out your digital</i>	Must Do: Lesson #2 1. Watch this video about what to look for as you re-read parts of your mystery book when your understanding becomes fuzzy for today's assignment! 2. Log on to Google Classroom. Click on the classwork tab at the top. Then follow the directions for Lesson 2 in your Student Journal .	Must Do: Lesson #3 1. Review the Detective Dictionary to help you find mystery words in your book. Remember, you may not see the exact words in your book, but you can see examples or meanings of the words through the characters and events. 2. Log on to Google Classroom. Click on	Must Do: Lesson #4 1. Watch this video about how you will read a new mystery today and answer questions using text evidence. 2. Log on to Google Classroom. Click on the classwork tab. Then follow the directions for the Mystery Lesson 4 assignment. <i>*ALSO, fill out your digital Reading Log that can also be</i>	Must Do: <i>*Complete the <u>last lesson</u> for the week!</i> <i>*Remember that your journal should have all 4 lessons completed by the end of today! Be sure to SUBMIT your ELA Journal and Google Form for lesson #4.</i> <i>*ALSO, fill out your digital Reading Log that can also be found in Google Classroom for credit. By the end of</i>

	<i>Reading Log that can also be found in Google Classroom for credit.</i>	<i>*ALSO, fill out your digital Reading Log that can also be found in Google Classroom for credit.</i>	the classwork tab at the top. Then follow the directions for Lesson 3 in your Student Journal .	<i>found in Google Classroom for credit.</i>	<i>this week you should have 5 new entries added.</i>
	Can Do: <ul style="list-style-type: none"> iReady Reading Pathway Create a map of where the detectives in your mystery book have gone to find clues. 	Can Do: <ul style="list-style-type: none"> Act out or draw a scene from a chapter in your book. If the weather cooperates, grab a blanket or towel and find a spot to read outside. 	Can Do: <ul style="list-style-type: none"> iReady Reading Pathway Read a book to a family member or your pet. 	Can Do: <ul style="list-style-type: none"> Read a book and write a review. Did you like the book? Why or why not? What was your favorite part? Read about your favorite ocean animal. Create a poster to share fun facts about the animal. 	Can Do: <ul style="list-style-type: none"> iReady Reading Pathway Turn off all the lights! Grab a book and read with a flashlight.

Break – Grab a snack, get some fresh air and check in with your adults

Math 	Learning Target: I can show what I know about equivalent fractions and comparing fractions.	Learning Target: I can measure an object to the nearest $\frac{1}{4}$ inch.	Learning Target: I can measure an object to the nearest $\frac{1}{2}$ inch and $\frac{1}{4}$ inch.	Learning Target: I can interpret data on a line plot to answer questions about a data set.	Independent Learning! I can interpret data on a line plot to answer questions about a data set.
	Must Do: 1. Complete Practice Equivalent Fractions and	Must Do: 1. Watch Learnzillion video about measuring	Must Do: 1. Watch iReady tutorial Measure Length and	Must Do: 1. Complete your digital worksheet	Must Do: *Check to make sure you have completed

	Comparing Fractions Review assigned on Google Classroom. 2. 15 Minutes of iReady .	objects. 2. Practice measuring length. Complete Measurement Practice for your teacher! Check Google Classroom for your assignment.	Plot Data on Line Plots . 2. Practice creating a line plot for insect wings. Check Google Classroom for your assignment. 3. 15 Minutes of iReady .	on Google Classroom . 2. 15 Minutes of iReady .	45 minutes of IReady "My Path". *Check GC to make sure you have completed the four assignments for this week and submitted them.
	<p style="text-align: center;">Can Do: Complete these activities in any order! =></p> <ol style="list-style-type: none">1. Watch this short video on measuring airplanes and plotting data on a line plot. Line Plots2. Play a fun game! Pop the balloons and plot your score on a line plot!3. *Write a fraction story and illustrate it. Send by email to your teacher. (Add color to one you may have already submitted).4. *Measure things in your house to the nearest inch, quarter inch, and half inch. (using a ruler or measuring tape). Make a list and put them in order from shortest to longest lengths. Check with an adult or do the work together!5. Practice measuring length with this fun game! (Make sure you set the game to quart inches!)				
Break					
Writing/ Science 	Science	Writing	Science	Writing	Science
	Must Do: 1. Watch What If You Had Animal Teeth read aloud 2. Google Classroom assignment called	<u>Learning Target:</u> I can state an opinion about my mystery book and <u>brainstorm</u> at least 3 reasons for why I like or dislike that mystery book.	Must Do: 1. Watch Forces video 2. Google Classroom assignment called Flying Questions	<u>Learning Target:</u> I can write a <u>draft</u> of my opinion statement with at least 3 reasons and evidence to support my thinking.	Must Do: 1. Watch Balanced Unbalanced video 2. Read 2 books from the Epic collection Science of Flight

	What If You Had Animal Teeth	Must Do: Writing Lesson #1 1. Watch THIS VIDEO for today's writing directions. 2. Once you finish the video, go to your Google Classroom. Click on the Classwork tab at the top. Then follow the directions for Lesson 1 in your Student WRITING Journal .		Must Do: Writing Lesson 2 1. Watch THIS VIDEO for today's writing directions. 2. Once you finish the video, go to your Google Classroom. Click on the Classwork tab at the top. Then follow the directions for Lesson 2 in your Student WRITING Journal .	Class code: urj2179
Special Subject	Music Watch this video and then head to the Specialist Seesaw to complete Composition C. Directions for logging into the Seesaw are here . If you have trouble, please email Ms. Selwyn at kselwyn@medwayschools.org	Art Watch the intro on recycled animals and check out this animal sculpture link for ideas. Third graders, your task is to make a type of animal that could swim or live in water. Directions for logging into the Seesaw are here . If you have trouble, please email Ms. Selwyn at kselwyn@medwayschools.org	Library Watch this read aloud , then head to the Specialist Seesaw for an activity! Directions for logging into the Seesaw are here . If you have trouble, please email Ms. Selwyn at kselwyn@medwayschools.org	Health Today we are learning about self-esteem! Click here to learn what it is, hear a read aloud, and get directions for an activity! You can share your work with me on the Specialist Seesaw page! , Mrs. Keleher  Directions for logging into the Seesaw are here . If you have trouble, please email Ms. Selwyn at kselwyn@medwayschools.org	PE Shotput Watch the video, then go to the Specialist Seesaw for more information. Directions for logging into the Seesaw are here . If you have trouble, please email Ms. Selwyn at kselwyn@medwayschools.org

Special Drop Ins Here's what we'll be doing at the <u>optional</u> drop-ins this week...	Music: Monday, 2-2:20 Singing in Samoan Tuesday, 2-2:20 Body percussion (be sure you are somewhere you can clap and stomp) Wednesday, 2:20-2:40 Zoom Chorus (<i>Papaya Song</i> and <i>Tue, Tue</i>)	Art Drop Ins 1:20 - 1:40 Upcycled Arts Monday: bring 1-2 wooden clothespins and paints, nail polish, or markers. Tuesday: bring 1-3 coffee filters and markers. Wednesday: bring 1 clean empty can and masking tape or clear tape and paper.	Library: Tuesday, 2:40-3:00 <i>Flora and Ulysses</i> -- An ordinary girl finds a squirrel... With superpowers?? What could happen next? Join us every Tuesday to find out! Wednesday, 2:00-2:20 Picture Book Party! Friday, 2:00-2:20 <i>Sideways Stories from Wayside School</i> -- Short stories all about a <u>really</u> wacky school. What silliness will the students get into next time? Find out every Friday!	Health: Tuesday & Thursday, 8:00-8:20 BOKS Exercise Class	P.E. M-W-F BOKS Bursts 8:00-8:20
Lunch and Outside Time					
Choice Board	<u>Pick at least one activity to participate in this afternoon</u>	<u>Pick at least one activity to participate in this afternoon</u>	<u>Pick at least one activity to participate in this afternoon</u>	<u>Pick at least one activity to participate in this afternoon</u>	<u>Pick at least one activity to participate in this afternoon</u>