

Tab 1



WILKES CENTRAL HIGH SCHOOL

Athletic Department

Visiting Team Guide

2025-2026

Dear Visiting Team, Coaches and Administrators:

Wilkes Central High School administration, coaches, and I welcome you to our campus. This guide provides important information to help make your sporting experience at WCHS safe, easy, and enjoyable for all involved. Included are team bus parking instructions, ticketing information, sports medicine information, and the WCHS Athletic Department Directory.

If you have any further questions or need additional assistance, please don't hesitate to contact me.

Sincerely,

Brandon Shore
Athletic Director / Head Men's Basketball Coach
Wilkes Central High School
Email: shorebr@wilkes.k12.nc.us
Cell: (336) 466-2912

Wilkes Central High School

Home of the Eagles

Address:

**1179 MORAVIAN FALLS RD.
WILKESBORO, NC 28697**

Phone: (336) 667-5277

Fax: (336) 566-4021

NCHSAA Classification: 4A

Conference: Mountain Valley 2A/3A/4A

Website: <https://wchs.wilkescountyschools.org/>

Principal: Dr. Heather Freeman

Phone: (336) 667-5277

Email: freemanh@wilkes.k12.nc.us

GAME DAY INFORMATION

TICKETING:

- Wilkes Central High School has the following ticket prices:
 - \$8.00 cash at the gate
 - NCHSAA passes, Conference Passes, Wilkes County Badges and NCHSAA all-sports passes **will** be taken at the gate.
 - There are no passes out for re-entry. Anyone who leaves must pay to re-enter.
 - We WILL have the option to pay at the gate using card, apple pay, etc. **THERE IS A SMALL FEE FOR USING THE CASHLESS OPTION. < \$1**

SPORTS MEDICINE:

- Wilkes Central High School is fortunate to have a full-time Licensed Athletic Trainer on staff employed by Atrium Wake Forest Baptist.
- The WCHS Sports Medicine staff will provide all visiting teams water coolers and injury ice. **Visiting teams will need to provide their own bottles/carriers. We will provide cups at each bench area.**
- The athletic trainers will assist in taping when available; however, visiting teams will need to supply their taping supplies.
- WCHS Head Athletic Trainer:
 - Grant Yarbrough, LAT-ATC
 - Cell: (336) 213-5253
 - Email: yarbroughgr@wilkes.k12.nc.us

ATHLETIC VENUES **&** **TEAM PARKING INFORMATION**

Directions to Wilkes Central High School:

- From 421 South or North, take exit 286A (Wilkesboro, Taylorsville, and Lenoir). Pass the first stoplight and merge right onto Moravian Falls Road. The school will be on your left after a couple miles.
- From Lenoir, travel approximately 25 miles on Highway 18 until you reach Moravian Falls Road on your left (fire department will be on your right). The school will be on your right after a mile.
- From Taylorsville, travel approximately 15 miles on Highway 16 until you pass Central Wilkes Middle School on your right. At the light, turn left

Wilkes Central High School

Home of the Eagles

Address:

**1179 MORAVIAN FALLS RD.
WILKESBORO, NC 28697**

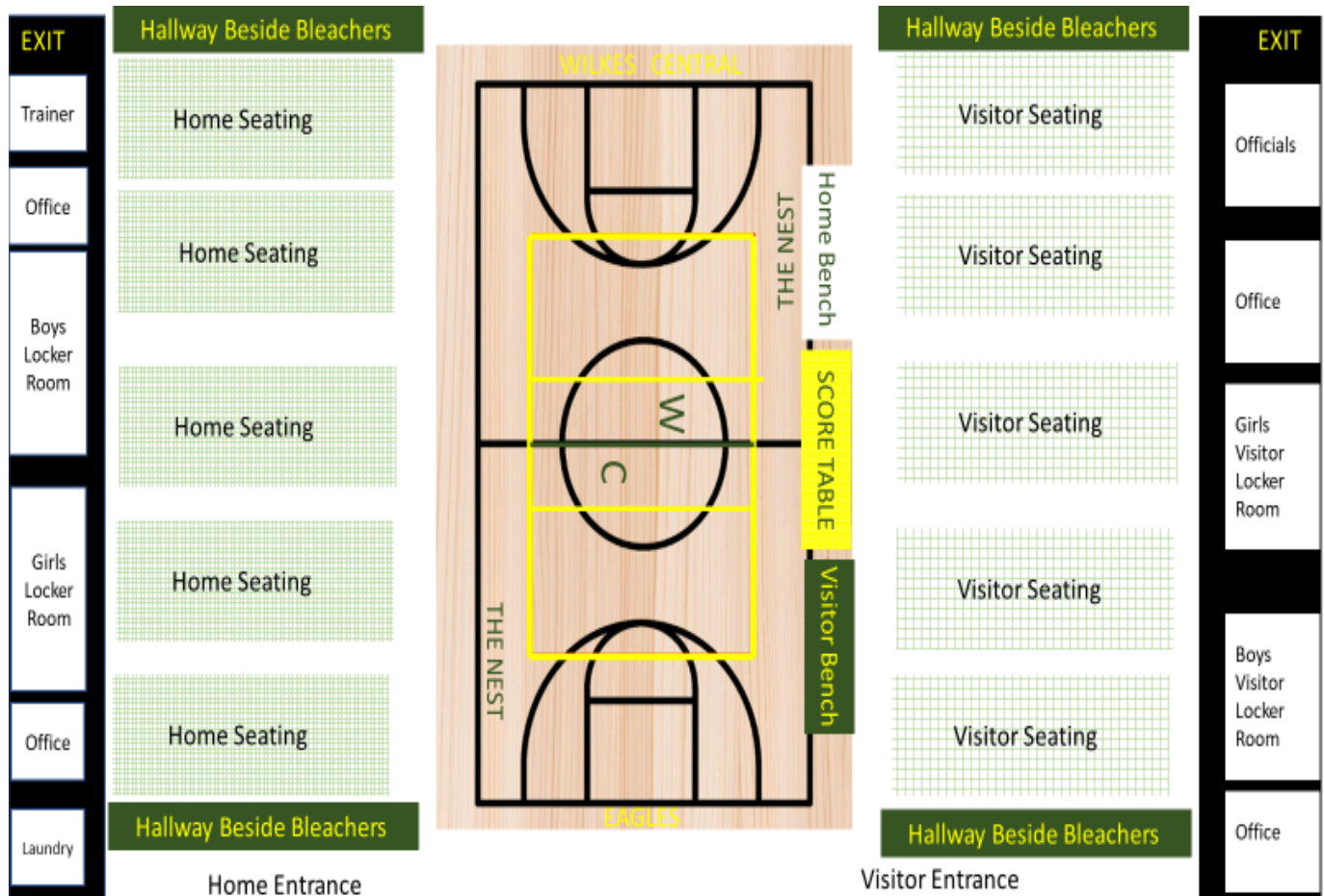
WCHS GYMNASIUMS/INDOOR EVENTS

(Basketball, Cheer, Volleyball and Wrestling)
(Wrestling will use main and new.)

- The entrance to the new gym is directly on your left when entering the main entrance .
- Follow the **YELLOW** line on the map to drop off students and the **WHITE** Line to park the bus. Wrestling may use the main gym for some matches.
- Park buses in spots beside the yellow buses.

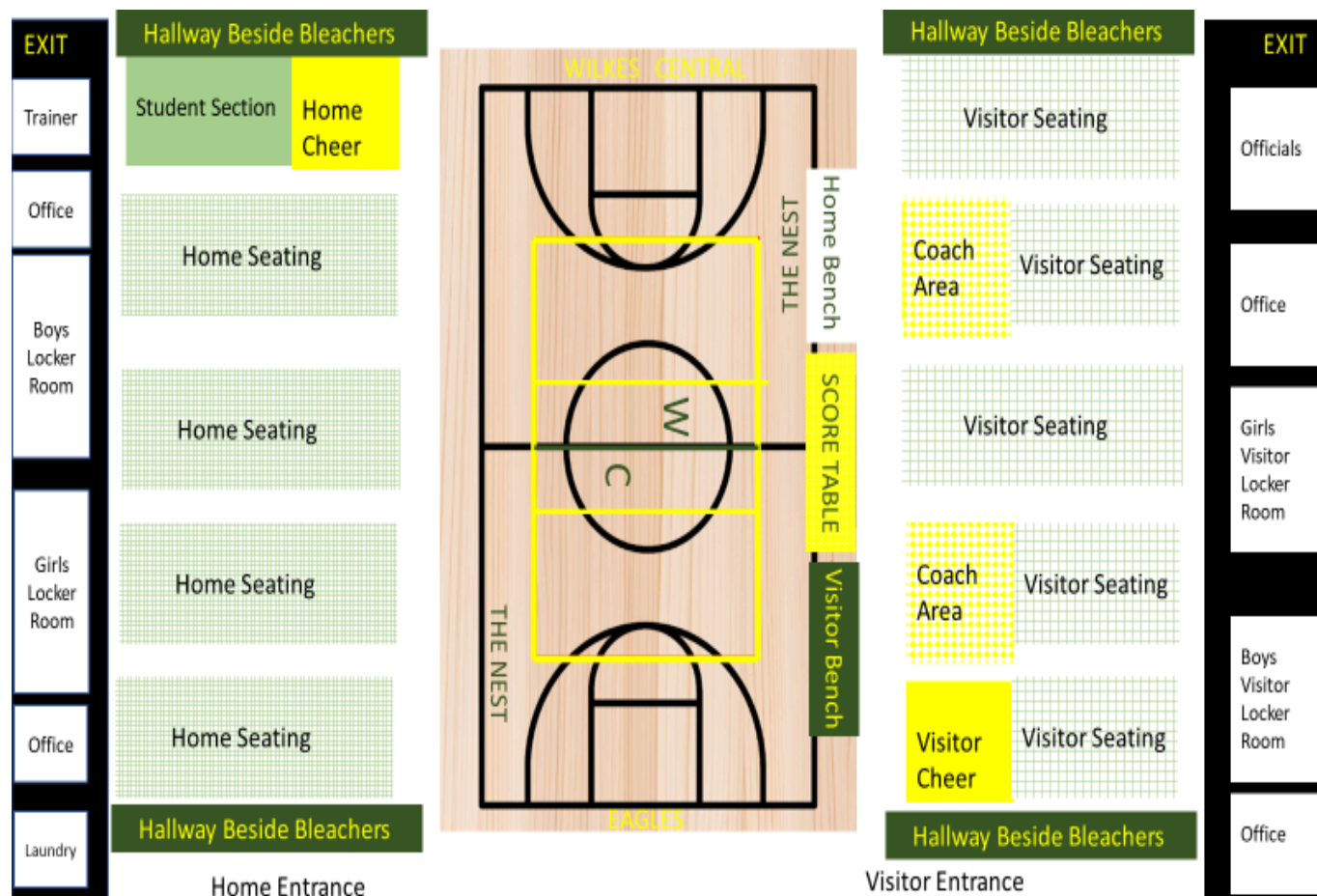


WCHS Gym Seating for VOLLEYBALL and WRESTLING



- Visitor locker rooms and bench are marked in the diagram. Visiting coaches will be given a key they can use to lock and unlock their locker room.
- If any of your players have training needs, the trainer will be available.

WCHS Gym Seating for BASKETBALL



- There will be a 3-4 row buffer, roped off, behind the benches for Coach's families and Administration. (Coach Area)
- Visitor locker rooms and bench are marked in the diagram. Visiting coaches will be given a key they can use to lock and unlock their locker room.
- If any of your players have training needs, the trainer will be available.

Game Information

- We play standard 7-minute quarters for JV games, no running clock, except for mercy rule
 - JV Girls will start at 4:00 pm - 7-minute halftime
 - JV Boys to follow - 7 minute halftime
- **If there is no JV Girls game, JV Boys will have a 5:00 pm start time.**
- Varsity Girls will start no earlier than 6:00 pm (extra warmup time if JV Boys goes really fast) - 10-minute halftime
- Varsity Boys will follow immediately after Varsity Girls

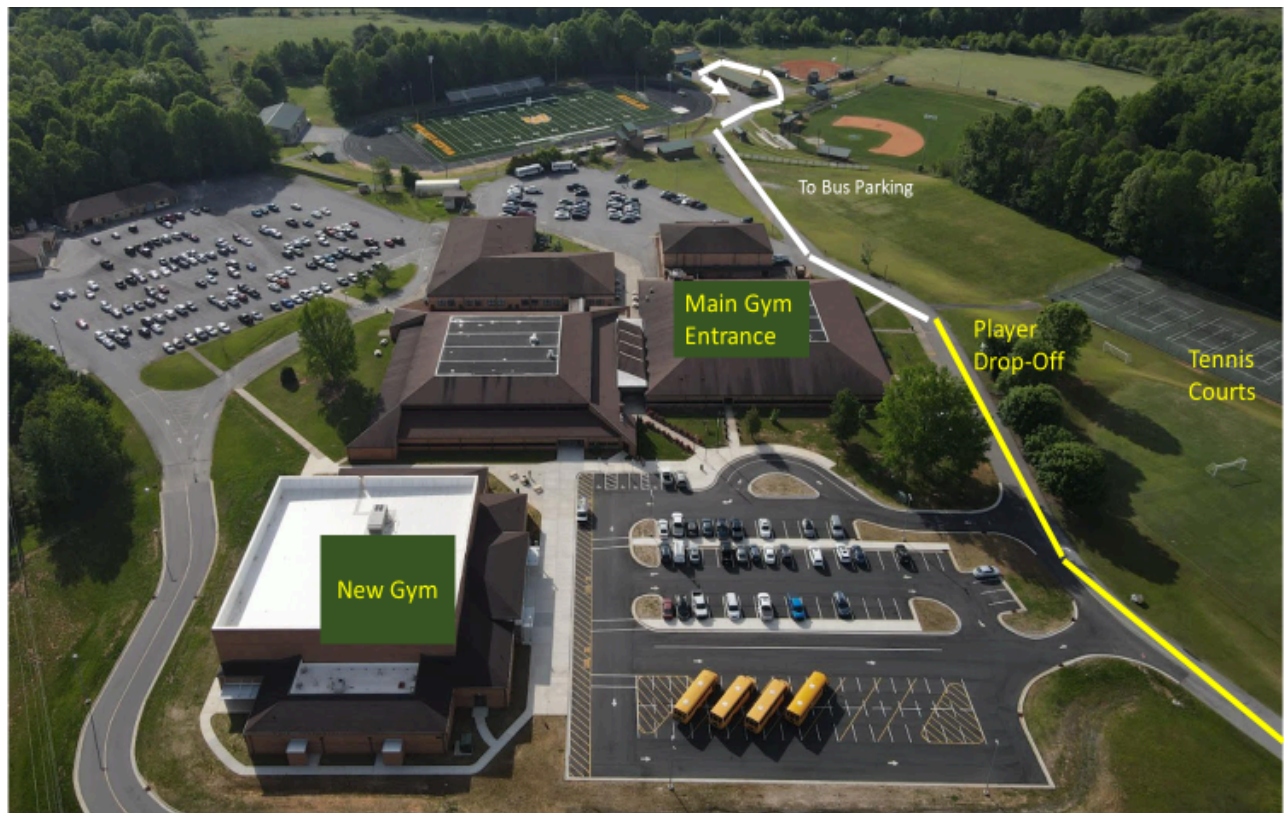
WCHS OUTDOOR EVENTS (Football)

- Take the student entrance behind the new gym.
- Follow the **YELLOW** line on the map to drop students off and park buses in spots. There will be a designated spot.
- A coach will assist you with taking your equipment down the hill, where you will dress in the window world building. Your sideline will be on the left facing the pressbox.
- Follow the **WHITE** line to walk down the hill (side road) to the window world building.



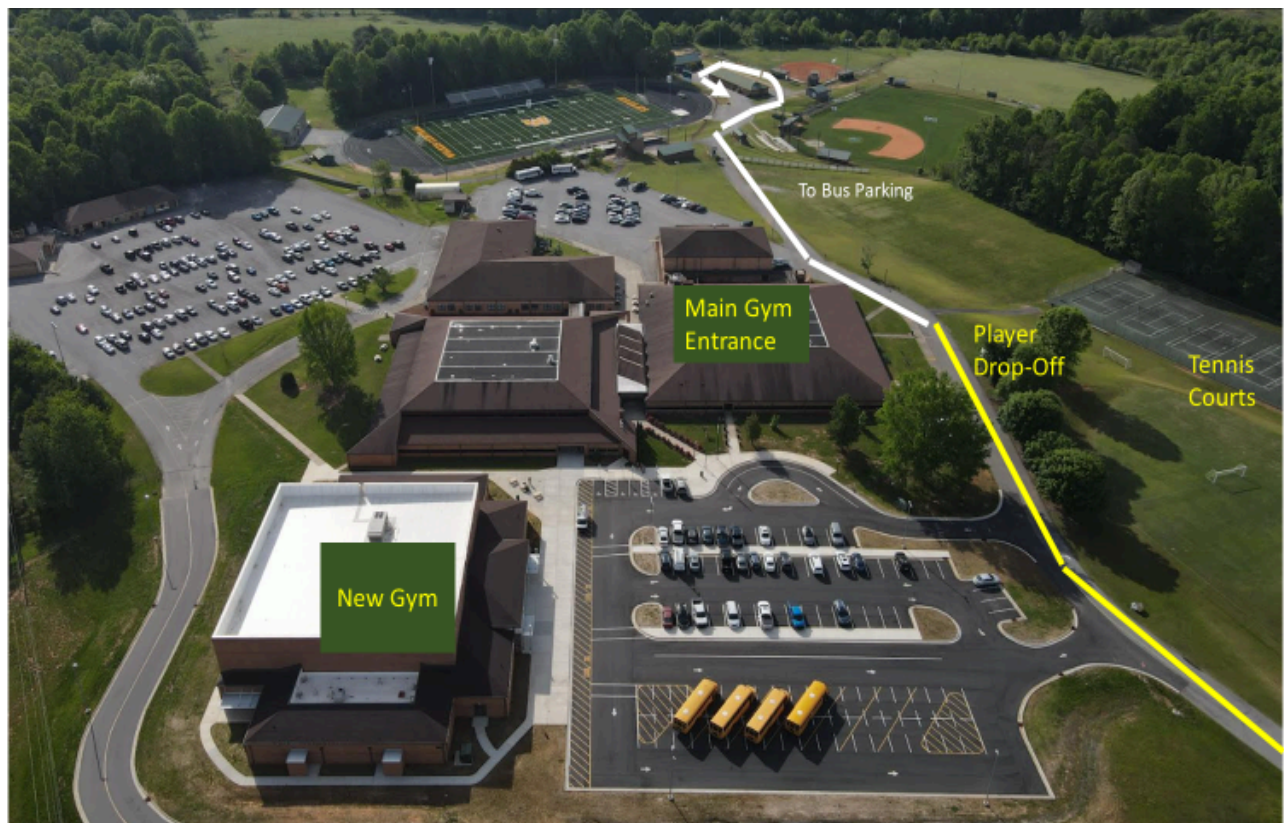
WCHS OUTDOOR EVENT (Tennis)

- Take the main entrance into the school.
- Follow the **YELLOW** line on the map to drop students off and the **WHITE** line to park buses along the fence next to the field house. You will have room to circle the fieldhouse with the bus.
- Bathrooms for Tennis will be located at the football field main concession stand. On your left walking down the hill once you pass the main gate.



WCHS OUTDOOR EVENT (Cross Country)

- Take the main entrance into the school.
- Follow the **YELLOW** line on the map to drop students off (THE COURSE WILL START BESIDE THE TENNIS COURTS) and the **WHITE** line to park buses along the fence next to the field house. There will be a designated spot. You will have room to circle the fieldhouse with the bus.
- Bathrooms for Cross Country will be located at the football field main concession stand. On your left walking down the hill once you pass the main gate.



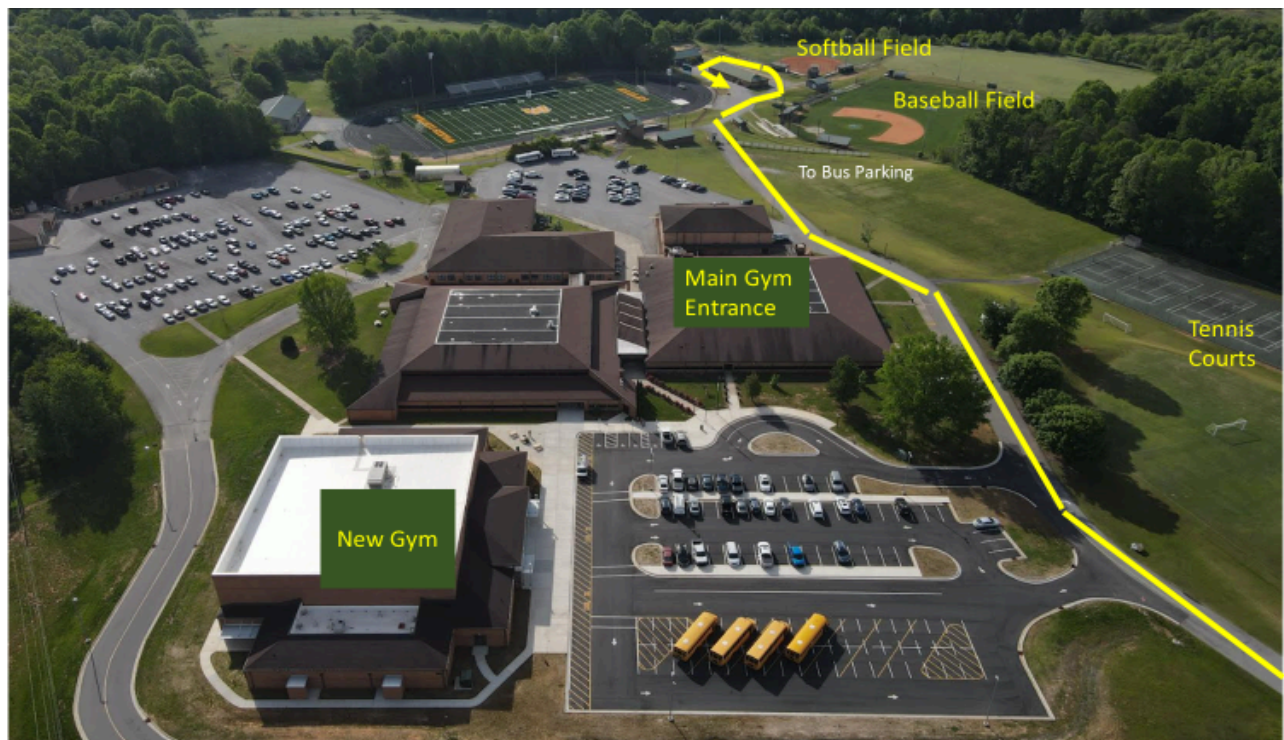
WCHS OUTDOOR EVENT (Track)

- Take the main entrance into the school.
- Follow the **YELLOW** line on the map to drop students off at the bottom of the hill. Park the bus beside the field house fence. You will have room to circle the fieldhouse with the bus.
- Bathrooms for track will be located at the football field main concession stand. As well as to the right of the fieldhouse next to the baseball field.



WCHS OUTDOOR EVENTS (Softball and Baseball)

- Take the main entrance into the school.
- Follow the **YELLOW** line on the map to drop students off at the bottom of the hill. Park the bus beside the field house fence. You will have room to circle the fieldhouse with the bus.
- Bathrooms for baseball/softball will be located to the right of the fieldhouse next to the baseball field.



WCHS Coaching Staff Directory

The WCHS coaching staff directory can be located here: [Copy of 25-26 coaching directory](#) .

We hope you have an enjoyable experience here at “THE NEST”. Good luck to you and your teams for the rest of the year. If we can ever be of any assistance or make your experience better, please let us know.

Thanks,

Brandon Shore

