

Checker for Understanding



What are the main points?

Read the Question to your Group!
Facilitate a group discussion by asking everyone what they think.

Language Looker



What are key words and language features you should pay attention to and explain?

Make sure your group uses key vocabulary words from each section.

Critical Questioner



Analyze the reading, what questions does it make you think of?

Push your group to think more by asking difficult questions, so that your final answer is well thought out.


Summarizer



What has happened so far in the text?

Read the Question to your Group!
Facilitate a group discussion by asking everyone what they think.


Inference Maker



What can you infer about the topic, that is not explicit in the reading?


Listen to what people are saying, point out good inferences that they make based on the reading.

Connector



What connections can you make from the text to yourself, a different text, or the world?

Point out connections between the text to the world or your lives.

1. print and cut
2. roles should correspond to how many students are in a group. Should be no more than 4.
3. Teacher decides which roles fit the text best.
4. Be sure to always include the Inference Maker 
5. Students self-select roles. If there are 4 students in a group, put 4 reading role cards on the table and let students choose their own roles.

**** Pre-teach what the role requires.** You can teach each role to the whole class, so everyone learns every role together. Or, you can jigsaw this, so students help each other to practice/learn/prepare for the discussion in role-alike groups first, then students meet in discussion groups after they have an understanding of what their individual role requires.